LG TOTAL HVAC SOLUTION PROVIDER

ENGINEERING PRODUCT DATA BOOK

FCU

Fan Coil Unit
60Hz
6CFTW_02B(Replaces 6CFTW_02A)

LG
Life's Good

P/No. MFL68819806

Indoor unit

General Information

Product Data

Ceiling Mounted Cassette (4-Way)

Ceiling Concealed Duct (Low Static)

Ceiling Concealed Duct (Middle Static)

FCU

Fan Coil Unit

General Information

1. Model Lineup
2. Nomenclature
3. Indoor Unit Capacity Index

1. Model line up

1.1 Indoor unit

■ Ceiling Mounted Cassette

◆ 4 Way

Chassis				Capacity [kW] (kBtu/h)						
		1.8(6)	2.7(9)	3.2(10)	4.1(14)	6.0(20)	7.2(25)	9.0(31)	10.5(36)	13.0(44)
	TR	WF4A006 C2TA	WF4A007 C2TA	WF4A009 C2TA						
	TQ				WF4A012 C2TA					
	TP					WF4A019 C2TA	WF4A021 C2TA			
	TN							WF4A025 C2TA	WF4A031 C2TA	
	TM									WF4A041 C2TA

■ Ceiling Concealed Duct

◆ Low static

Chassis		Capacity [kW] (kBtu/h)						
		1.3(5)	1.8(6)	2.5(9)	3.2(11)	3.9(13)	5.5(19)	6.6(23)
	L1	WFCA005R2 TA	WFCA006R2 TA					
	L2	-		WFCA007R2 TA	WFCA008R2 TA			
	L3					WFCA009R2 TA	WFCA013R2 TA	WFCA018R2 TA

- Indoor Units bigger than 7.2kW can not be combined Hybrid unit system.

1. Model line up

◆ Middle Static

Chassis		Piping Direction	Capacity [kW] (kBtu/h)						
			5.6(19)	6.6(23)	9.0(31)	10.0(34)	10.9(37)	12.7(43)	14.0(48)
	M1	Right	WFCB017R2TA	WFCB020R2TA					
		Left	WFCB017L2TA	WFCB020L2TA					
	M2	Right	-		WFCB025R2TA	WFCB030R2TA	WFCB034R2TA		
		Left			WFCB025L2TA	WFCB030L2TA	WFCB034L2TA		
	M3	Right						WFCB039R2TA	WFCB044R2TA
		Left						WFCB039L2TA	WFCB044L2TA

2. Nomenclature

Model Name	WF	4	A	019	C	2	T	A
No.	1	2	3	4	5	6	7	8

No.	Signification
1	**Type of air conditioner** WF : Fan Coil Unit
2	**Model Type** 4 : 4 Way Cassette C : Ceiling Concealed Duct
3	**Coil** A : 2 pipe / 2 column B : 2 pipe / 3 column
4	**Air Volume** EX) 19CMM Class → ‘019’ 21CMM Class → '021'
5	**Piping Direction** C : Common R : Right L : Left
6	**Electrical Ratings** 2 : 1Ø, 220-240V, 60Hz
7	**Distribution** T : Chiller
8	**Serial Number**

3. Indoor Unit Capacity Index

■ Indoor unit capacity index

Unit Capacity (kW)	1.2	1.8	2.5	2.7	3.2	3.9	4.1	5.5	6.0	6.6	7.2	9.0	10.5	13.0
Capacity Index	1.2	1.8	2.5	2.7	3.2	3.9	4.1	5.5	6.0	6.6	7.2	9.0	10.5	13.0

- Capacity Index is same as the capacity with ‘kW’ unit.

FCU

Product Data

Ceiling Mounted Cassette (4-Way)
Ceiling Mounted Duct (Low static)
Ceiling Mounted Duct (Middle static)

FCU

Fan Coil Unit

Ceiling Mounted Cassette (4-Way)

1. List of functions
2. Specifications
3. Dimensions
4. Piping Diagrams
5. Wiring Diagrams
6. Capacity Tables
7. Air Velocity and Temperature Distribution
8. Electric Characteristics
9. Sound Levels
10. Installation

1. List of Functions

■ List of Function

Category	Function	WF4A006C2TA, WF4A007C2TA, WF4A009C2TA WF4A012C2TA, WF4A019C2TA, WF4A021C2TA WF4A025C2TA, WF4A031C2TA, WF4A041C2TA
Air flow	Air supply outlet	4
	Airflow direction control(left & right)	-
	Airflow direction control(up & down)	Auto
	Auto swing(left & right)	-
	Auto swing(up & down)	O
	Airflow steps(fan/cool/heat)	4 / 4 / 4
	Chaos swing	X
	Chaos wind(auto wind)	O
	Jet cool(Power wind)	O
	Swirl wind*	O
Air purifcation	Deodorization filter	X
	Plasma air purifier	X
	Pre-Filter(washable / anti-fungus)	O
Installation	Drain pump	O
	E.S.P. control*	X
	Electric heater(operation)	X
	High ceiling operation*	O
Reliability	Hot start	O
	Self diagnosis	O
	Soft dry operation	X
Convenience	Auto changeover	X
	Auto cleaning	X
	Auto operation(artificial intelligence)	X
	Auto restart operation	O
	Child lock*	O
	Forced operation	O
	Group control*	O
	Sleep mode	O
	Timer(on/off)	O
	Timer(weekly)*	O
	Two thermistor control*	O
	External On/Off	O
Others	Cold and Hot Water Control	O
	Freeze Protection Control	O

Note

1. O : Applied, X : Not applied
   Accessory : Ordered and purchased separately the accessory package referring to the model name provided and install at field.
   Accessory line-ups varies by region, so check your local catalogue or local sales material.
2. Some functions can be limited by remote controller.
3. In case of ducted type indoor units using the wireless remote controller, it needs to connect to the wired remote controller for received the signal of that.
4. * : These functions need to connect the wired remote controller.

1. List of Functions

◆ Accessory Compatibility List

Category		Product	Remark	WF4A006C2TA WF4A007C2TA WF4A009C2TA WF4A012C2TA
Wireless Remote Controller		PQWRH(C)Q0FDB	-	O
Wired Remote Controller	Simple	PQRCVCL0Q(W)	Simple	O
		PQRCHCA0Q(W)	for Hotel	O
	Standard	PREMTB001	Standard (White)	O
		PREMTBB01	Standard (Black)	O
		PREMTB100	New Standard (White)	O
		PREMTBB10	New Standard (Black)	O
	Premium	PREMTA000(A/B)	Premium	O
Dry contact	Simple Contact	PDRYCB000	Simple Dry Contact	O
	Communication type	PDRYCB400	Points Dry Contact (For Setback)	O
		PDRYCB300	-	O
		PDRYCB500	Dry Contact For Thermostat	O
Gateway	IDU PI485	PHNFP14A0	Connected with the Indoor Units	-
		PSNFP14A0	Connected with the Indoor Units	-
ETC	Remote temperature sensor	PQRSTA0	-	O
	CO2 Sensor	PES-C0RV0	-	-
	Group control wire	PZCWRCG3	0.25m	O
	2-Remo Control Wire	PZCWRC2	0.25m	O
	Extension Wire	PZCWRC1	10m	O
	Wi-Fi Controller*	PWFMDD200	-	O
	Independent Power Module	PRIP0	-	X
	Human Detecting Controller	PHD-TM0	-	X

Note

1. O : Applied, X : Not applied
   Accessory : Ordered and purchased separately the accessory package referring to the model name provided and install at field.
   Accessory line-ups varies by region, so check your local catalogue or local sales material.
2. Some functions can be limited by remote controller.
3. In case of ducted type indoor units using the wireless remote controller, it needs to connect to the wired remote controller for received the signal of that.
4. * : These functions need to connect the wired remote controller.

1. List of Functions

◆ Accessory Compatibility List

Category		Product	Remark	WF4A019C2TA WF4A021C2TA WF4A025C2TA WF4A031C2TA WF4A041C2TA
Wireless Remote Controller		PQWRH(C)Q0FDB	-	O
Wired Remote Controller	Simple	PQRCVCL0Q(W)	Simple	O
		PQRCHCA0Q(W)	for Hotel	O
	Standard	PREMTB001	Standard (White)	O
		PREMTBB01	Standard (Black)	O
		PREMTB100	New Standard (White)	O
		PREMTBB10	New Standard (Black)	O
	Premium	PREMTA000(A/B)	Premium	O*
Dry contact	Simple Contact	PDRYCB000	Simple Dry Contact	O
	Communication type	PDRYCB400	Points Dry Contact (For Setback)	O
		PDRYCB300	For 3rd Party Thermostat	O
		PDRYCB320	For 3rd Party Thermostat (Analog Input)	O
		PDRYCB500	Dry Contact For Thermostat	O
Gateway	IDU PI485	PHNFP14A0	Connected with the Indoor Units	-
		PSNFP14A0	Connected with the Indoor Units	-
ETC	Remote temperature sensor	PQRSTA0	-	O
	CO2 Sensor	PES-C0RV0	-	-
	Group control wire	PZCWRCG3	0.25m	O
	2-Remo Control Wire	PZCWRC2	0.25m	O
	Extension Wire	PZCWRC1	10m	O
	Wi-Fi Controller*	PWFMDD200	-	O
	Independent Power Module	PRIP0	-	X
	Human Detecting Controller	PHD-TM0	-	O

Note

1. O : Applied, X : Not applied
   Accessory : Ordered and purchased separately the accessory package referring to the model name provided and install at field.
   Accessory line-ups varies by region, so check your local catalogue or local sales material.
2. Some functions can be limited by remote controller.
3. In case of ducted type indoor units using the wireless remote controller, it needs to connect to the wired remote controller for received the signal of that.
4. * : These functions need to connect the wired remote controller.

2. Specifications

Type			4 Way Ceiling Mounted Cassette	
Model		Unit	WF4A006C2TA	WF4A007C2TA
Power Supply		V, Φ, Hz	220, 1, 60	220 1, 60
Capacity	Cooling	kW(Btu/h)	1.8(6,141)	2.7(9,212)
	Heating	kW(Btu/h)	3.3(11,260)	3.8(12,966)
Water Flow Rate		LPM	5.7	8.2
Head Loss		kPa	21.5	32.0
Power Input		W	12	15
Running Current		A	0.37	0.38
Fan	Type	-	Turbo Fan	Turbo Fan
	Air Flow Rate(H/M/L)	m³/min	6.5/5.5/5.0	7.0/6.5/6.0
Fan Motor	Type	-	BLDC	BLDC
	Drive	-	CCW	CCW
	Output	W x No.	30x1	30x1
	FLA(Full Load Ampere)	A	0.37	0.38
Dimensions (W x H x D)	Net	mm	570 x 214 x 570	570 x 214 x 570
	Decoration Panel	mm	620 x 34 x 620	620 x 34 x 620
Weight	Net	kg	12.9	12.9
	Shipping	kg	15.7	15.7
Air Filter	Type	-	Long life	Long life
Temperature Control		-	Microprocessor, Thermostat for cooling and heating	
Sound Absorbing / Thermal Insulation Material		-	Foamed polystrene	Foamed polystrene
Protection Divice		-	Fuse	Fuse
Water Connecting Pipes	Inlet	-	BSPF 3/4"(male)	BSPF 3/4"(male)
	Outlet	-	BSPF 3/4"(male)	BSPF 3/4"(male)
	Drain(O.D. / I.D.)	mm(inch)	Ø 32.0(1-1/4) / 25.0(31/32)	Ø 32.0(1-1/4) / 25.0(31/32)
Sound Pressure Level	Cooling(H/M/L)	dB(A)	35/34/33	38/37/35
	Heating(H/M/L)	dB(A)	35/34/33	38/37/35
Sound Power Level	Cooling(H/M/L)	dB(A)	40/39/38	44/42/40
	Heating(H/M/L)	dB(A)	40/39/38	44/42/40
Connecting Wire	Power line(H07RN-F)	mm²×cores	2.5 X 3C	2.5 X 3C
	Communication line(VCTF-SB)	mm²×cores	1.0 ~ 1.5 X 2C	1.0 ~ 1.5 X 2C
Decoration Panel (Accessory)	Name	-	PT-QCHW0	PT-QCHW0
	Dimensions(W x H x D)	mm	620 x 34 x 620	620 x 34 x 620
	Color	-	Morning fog	Morning fog
	RAL (Classic)	-	RAL 9001	RAL 9001

Note

1. Due to our policy of innovation some specifications may be changed without notification.
2. Wiring cable size must comply with the applicable local and national codes. And “Electric characteristics” chapter should be considered for electrical work and design. Especially the power cable and circuit breaker should be selected in accordance with that.
3. Sound Level Values are measured at Noise Measuring chamber accordance with standard. Therefore, these values depend on the ambient conditions and values are normally higher in actual operation.
4. Performances are based on the following conditions :
   1) Cooling
      - Inlet/Outlet Water Temp. 7°C / 12°C, Indoor Air Temp. 27°CDB / 19°CWB
   2) Heating
      - Inlet/Outlet Water Temp. 60°C, Indoor Air Temp. 20°CDB / 15°CWB
5. Capacity, power consumption, etc. may vary depending on the product installation conditions (temperature, conditions of use).
6. Main power line should be shorter than 50m. When installing a power line longer than 50m, contact LG Electronics.
7. Water connecting pipes are in accordance with the DIN-EN-ISO 228-1 standard.

2. Specifications

Type			4 Way Ceiling Mounted Cassette
Model		Unit	WF4A009C2TA
Power Supply		V, Φ, Hz	220, 1, 60
Capacity	Cooling	kW(Btu/h)	3.2(10,919)
	Heating	kW(Btu/h)	4.7(16,037)
Water Flow Rate		LPM	20.0
Head Loss		kPa	4.7
Power Input		W	20
Running Current		A	0.40
Fan	Type	-	Turbo Fan
	Air Flow Rate(H/M/L)	m³/min	8.5/8.0/7.0
Fan Motor	Type	-	BLDC
	Drive	-	CCW
	Output	W x No.	30x1
	FLA(Full Load Ampere)	A	0.40
Dimensions (W x H x D)	Net	mm	570 x 214 x 570
	Decoration Panel	mm	620 x 34 x 620
Weight	Net	kg	12.9
	Shipping	kg	15.7
Air Filter	Type	-	Long life
Temperature Control		-	Microprocessor, Thermostat for cooling and heating
Sound Absorbing / Thermal Insulation Material		-	Foamed polystrene
Protection Divice		-	Fuse
Water Connecting Pipes	Inlet	-	BSPF 3/4"(male)
	Outlet	-	BSPF 3/4"(male)
	Drain(O.D. / I.D.)	mm(inch)	Ø 32.0(1-1/4) / 25.0(31/32)
Sound Pressure Level	Cooling(H/M/L)	dB(A)	43/40/38
	Heating(H/M/L)	dB(A)	43/40/38
Sound Power Level	Cooling(H/M/L)	dB(A)	50/46/44
	Heating(H/M/L)	dB(A)	50/46/44
Connecting Wire	Power line(H07RN-F)	mm²×cores	2.5 X 3C
	Communication line(VCTF-SB)	mm²×cores	1.0 ~ 1.5 X 2C
Decoration Panel (Accessory)	Name	-	PT-QCHW0
	Dimensions(W x H x D)	mm	620 x 34 x 620
	Color	-	Morning fog
	RAL (Classic)	-	RAL 9001

Note

1. Due to our policy of innovation some specifications may be changed without notification.
2. Wiring cable size must comply with the applicable local and national codes. And “Electric characteristics” chapter should be considered for electrical work and design. Especially the power cable and circuit breaker should be selected in accordance with that.
3. Sound Level Values are measured at Noise Measuring chamber accordance with standard. Therefore, these values depend on the ambient conditions and values are normally higher in actual operation.
4. Performances are based on the following conditions :
   1) Cooling
      - Inlet/Outlet Water Temp. 7°C / 12°C, Indoor Air Temp. 27°CDB / 19°CWB
   2) Heating
      - Inlet/Outlet Water Temp. 60°C, Indoor Air Temp. 20°CDB / 15°CWB
5. Capacity, power consumption, etc. may vary depending on the product installation conditions (temperature, conditions of use).
6. Main power line should be shorter than 50m. When installing a power line longer than 50m, contact LG Electronics.
7. Water connecting pipes are in accordance with the DIN-EN-ISO 228-1 standard.

2. Specifications

Type			4 Way Ceiling Mounted Cassette	
Model		Unit	WF4A012C2TA	WF4A019C2TA
Power Supply		V, Φ, Hz	220, 1, 60	220 1, 60
Capacity	Cooling	kW(Btu/h)	4.1(13,990)	6.0(20,473)
	Heating	kW(Btu/h)	7.3(24,909)	11.5(39,240)
Water Flow Rate		LPM	13.5	19.0
Head Loss		kPa	43.7	38.2
Power Input		W	42	72
Running Current		A	0.35	0.62
Fan	Type	-	Turbo Fan	Turbo Fan
	Air Flow Rate(H/M/L)	m³/min	12.0/10.0/8.0	19.0/17.0/15.0
Fan Motor	Type	-	BLDC	BLDC
	Drive	-	CCW	CCW
	Output	W x No.	43x1	40x1
	FLA(Full Load Ampere)	A	0.42	0.69
Dimensions (W x H x D)	Net	mm	570 x 256 x 570	840 x 204 x 840
	Decoration Panel	mm	620 x 34 x 60	950 x 35 x 950
Weight	Net	kg	14.0	20.8
	Shipping	kg	16.3	24.9
Air Filter	Type	-	Long life	Long life
Temperature Control		-	Microprocessor, Thermostat for cooling and heating	
Sound Absorbing / Thermal Insulation Material		-	Foamed polystrene	Foamed polystrene
Protection Divice		-	Fuse	Fuse
Water Connecting Pipes	Inlet	-	BSPF 3/4"(male)	BSPF 3/4"(male)
	Outlet	-	BSPF 3/4"(male)	BSPF 3/4"(male)
	Drain(O.D. / I.D.)	mm(inch)	Ø 32.0(1-1/4) / 25.0(31/32)	Ø 32.0(1-1/4) / 25.0(31/32)
Sound Pressure Level	Cooling(H/M/L)	dB(A)	46.1/40.7/39.1	45.0/42.1/39.7
	Heating(H/M/L)	dB(A)	46.1/40.7/39.1	45.0/42.1/39.7
Sound Power Level	Cooling(H/M/L)	dB(A)	56/50/45	55/53/49
	Heating(H/M/L)	dB(A)	56/50/45	55/53/49
Connecting Wire	Power line(H07RN-F)	mm²×cores	2.5 X 3C	2.5 X 3C
	Communication line(VCTF-SB)	mm²×cores	1.0 ~ 1.5 X 2C	1.0 ~ 1.5 X 2C
Decoration Panel (Accessory)	Name	-	PT-QCHW0	PT-MCHW0
	Dimensions(W x H x D)	mm	620 x 34 x 620	950 x 35 x 950
	Color	-	Morning fog	Morning fog
	RAL (Classic)	-	RAL 9001	RAL 9001

Note

1. Due to our policy of innovation some specifications may be changed without notification.
2. Wiring cable size must comply with the applicable local and national codes. And “Electric characteristics” chapter should be considered for electrical work and design. Especially the power cable and circuit breaker should be selected in accordance with that.
3. Sound Level Values are measured at Noise Measuring chamber accordance with standard. Therefore, these values depend on the ambient conditions and values are normally higher in actual operation.
4. Performances are based on the following conditions :
   1) Cooling
      - Inlet/Outlet Water Temp. 7°C / 12°C, Indoor Air Temp. 27°CDB / 19°CWB
   2) Heating
      - Inlet/Outlet Water Temp. 60°C, Indoor Air Temp. 20°CDB / 15°CWB
5. Capacity, power consumption, etc. may vary depending on the product installation conditions (temperature, conditions of use).
6. Main power line should be shorter than 50m. When installing a power line longer than 50m, contact LG Electronics.
7. Water connecting pipes are in accordance with the DIN-EN-ISO 228-1 standard.

2. Specifications

Type			4 Way Ceiling Mounted Cassette	
Model		Unit	WF4A021C2TA	WF4A025C2TA
Power Supply		V, Φ, Hz	220, 1, 60	220, 1, 60
Capacity	Cooling	kW(Btu/h)	7.2(24,567)	9.0(30,709)
	Heating	kW(Btu/h)	12.5(42,652)	15.0(51,182)
Water Flow Rate		LPM	21.0	28.0
Head Loss		kPa	45.9	56.3
Power Input		W	94	102
Running Current		A	0.75	0.89
Fan	Type	-	Turbo Fan	Turbo Fan
	Air Flow Rate(H/M/L)	m³/min	21.0/19.0/17.0	25.0/21.0/19.0
Fan Motor	Type	-	BLDC	BLDC
	Drive	-	CCW	CCW
	Output	W x No.	40x1	156x1
	FLA(Full Load Ampere)	A	0.88	0.89
Dimensions (W x H x D)	Net	mm	840 x 204 x 840	840 x 246 x 840
	Decoration Panel	mm	950 x 35 x 950	950 x 35 x 950
Weight	Net	kg	20.8	23.2
	Shipping	kg	24.9	27.5
Air Filter	Type	-	Long life	Long life
Temperature Control		-	Microprocessor, Thermostat for cooling and heating	
Sound Absorbing / Thermal Insulation Material		-	Foamed polystrene	Foamed polystrene
Protection Divice		-	Fuse	Fuse
Water Connecting Pipes	Inlet	-	BSPF 3/4"(male)	BSPF 3/4"(male)
	Outlet	-	BSPF 3/4"(male)	BSPF 3/4"(male)
	Drain(O.D. / I.D.)	mm(inch)	Ø 32.0(1-1/4) / 25.0(31/32)	Ø 32.0(1-1/4) / 25.0(31/32)
Sound Pressure Level	Cooling(H/M/L)	dB(A)	47.2/46.4/43.2	47.0/42.8/39.8
	Heating(H/M/L)	dB(A)	47.2/46.4/43.2	47.0/42.8/39.8
Sound Power Level	Cooling(H/M/L)	dB(A)	57/55/52	59/54/51
	Heating(H/M/L)	dB(A)	57/55/52	59/54/51
Connecting Wire	Power line(H07RN-F)	mm²×cores	2.5 X 3C	2.5 X 3C
	Communication line(VCTF-SB)	mm²×cores	1.0 ~ 1.5 X 2C	1.0 ~ 1.5 X 2C
Decoration Panel (Accessory)	Name	-	PT-MCHW0	PT-MCHW0
	Dimensions(W x H x D)	mm	950 x 35 x 950	950 x 35 x 950
	Color	-	Morning fog	Morning fog
	RAL (Classic)	-	RAL 9001	RAL 9001

Note

1. Due to our policy of innovation some specifications may be changed without notification.
2. Wiring cable size must comply with the applicable local and national codes. And “Electric characteristics” chapter should be considered for electrical work and design. Especially the power cable and circuit breaker should be selected in accordance with that.
3. Sound Level Values are measured at Noise Measuring chamber accordance with standard. Therefore, these values depend on the ambient conditions and values are normally higher in actual operation.
4. Performances are based on the following conditions :
   1) Cooling
      - Inlet/Outlet Water Temp. 7°C / 12°C, Indoor Air Temp. 27°CDB / 19°CWB
   2) Heating
      - Inlet/Outlet Water Temp. 60°C, Indoor Air Temp. 20°CDB / 15°CWB
5. Capacity, power consumption, etc. may vary depending on the product installation conditions (temperature, conditions of use).
6. Main power line should be shorter than 50m. When installing a power line longer than 50m, contact LG Electronics.
7. Water connecting pipes are in accordance with the DIN-EN-ISO 228-1 standard.

2. Specifications

Type			4 Way Ceiling Mounted Cassette	
Model		Unit	WF4A031C2TA	WF4A041C2TA
Power Supply		V, Φ, Hz	220, 1, 60	220, 1, 60
Capacity	Cooling	kW(Btu/h)	10.5(35,828)	13.0(44,358)
	Heating	kW(Btu/h)	18.0(61,419)	23.0(78,479)
Water Flow Rate		LPM	33.0	37.8
Head Loss		kPa	80.4	68.2
Power Input		W	168	240
Running Current		A	1.4	1.7
Fan	Type	-	Turbo Fan	Turbo Fan
	Air Flow Rate(H/M/L)	m³/min	31.0/28.0/25.0	41.0/36.0/30.0
Fan Motor	Type	-	BLDC	BLDC
	Drive	-	CCW	CCW
	Output	W x No.	156x1	136x1
	FLA(Full Load Ampere)	A	1.39	1.88
Dimensions (W x H x D)	Net	mm	840 x 246 x 840	840 x 288 x 840
	Decoration Panel	mm	950 x 35 x 950	950 x 35 x 950
Weight	Net	kg	23.2	25.1
	Shipping	kg	27.5	29.7
Air Filter	Type	-	Long life	Long life
Temperature Control		-	Microprocessor, Thermostat for cooling and heating	
Sound Absorbing / Thermal Insulation Material		-	Foamed polystrene	Foamed polystrene
Protection Divice		-	Fuse	Fuse
Water Connecting Pipes	Inlet	-	BSPF 3/4"(male)	BSPF 3/4"(male)
	Outlet	-	BSPF 3/4"(male)	BSPF 3/4"(male)
	Drain(O.D. / I.D.)	mm(inch)	Ø 32.0(1-1/4) / 25.0(31/32)	Ø 32.0(1-1/4) / 25.0(31/32)
Sound Pressure Level	Cooling(H/M/L)	dB(A)	51.6/50.0/47.1	55.0/51.2/47.3
	Heating(H/M/L)	dB(A)	51.6/50.0/47.1	55.0/51.2/47.3
Sound Power Level	Cooling(H/M/L)	dB(A)	63/61/58	65/61/57
	Heating(H/M/L)	dB(A)	63/61/58	65/61/57
Connecting Wire	Power line(H07RN-F)	mm²×cores	2.5 X 3C	2.5 X 3C
	Communication line(VCTF-SB)	mm²×cores	1.0 ~ 1.5 X 2C	1.0 ~ 1.5 X 2C
Decoration Panel (Accessory)	Name	-	PT-MCHW0	PT-MCHW0
	Dimensions(W x H x D)	mm	950 x 35 x 950	950 x 35 x 950
	Color	-	Morning fog	Morning fog
	RAL (Classic)	-	RAL 9001	RAL 9001

Note

1. Due to our policy of innovation some specifications may be changed without notification.
2. Wiring cable size must comply with the applicable local and national codes. And “Electric characteristics” chapter should be considered for electrical work and design. Especially the power cable and circuit breaker should be selected in accordance with that.
3. Sound Level Values are measured at Noise Measuring chamber accordance with standard. Therefore, these values depend on the ambient conditions and values are normally higher in actual operation.
4. Performances are based on the following conditions :
   1) Cooling
      - Inlet/Outlet Water Temp. 7°C / 12°C, Indoor Air Temp. 27°CDB / 19°CWB
   2) Heating
      - Inlet/Outlet Water Temp. 60°C, Indoor Air Temp. 20°CDB / 15°CWB
5. Capacity, power consumption, etc. may vary depending on the product installation conditions (temperature, conditions of use).
6. Main power line should be shorter than 50m. When installing a power line longer than 50m, contact LG Electronics.
7. Water connecting pipes are in accordance with the DIN-EN-ISO 228-1 standard.

3. Dimensions

■ WF4A006C2TA, WF4A007C2TA, WF4A009C2TA

◆ TR Chassis (PT-QCHW0)

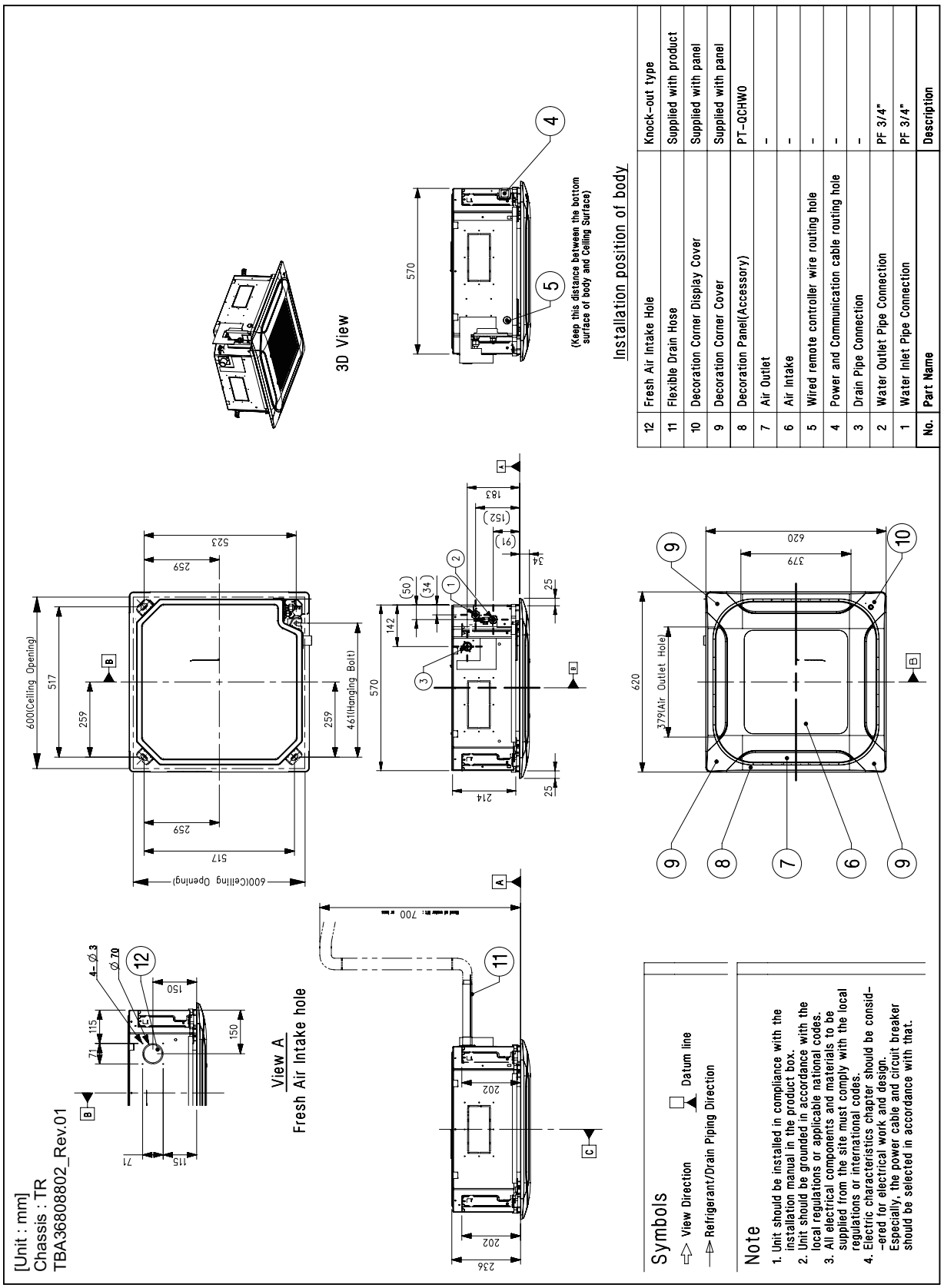

No.	Part Name	Description
12	Fresh Air Intake Hole	Knock-out type
11	Flexible Drain Hose	Supplied with product
10	Decoration Corner Display Cover	Supplied with panel
9	Decoration Corner Cover	Supplied with panel
8	Decoration Panel(Accessory)	PT-QCHW0
7	Air Outlet	-
6	Air Intake	-
5	Wired remote controller wire routing hole	-
4	Power and Communication cable routing hole	-
3	Drain Pipe Connection	-
2	Water Outlet Pipe Connection	PF 3/4"
1	Water Inlet Pipe Connection	PF 3/4"

3. Dimensions

■ WF4A012C2TA

◆ TQ Chassis (PT-QCHW0)

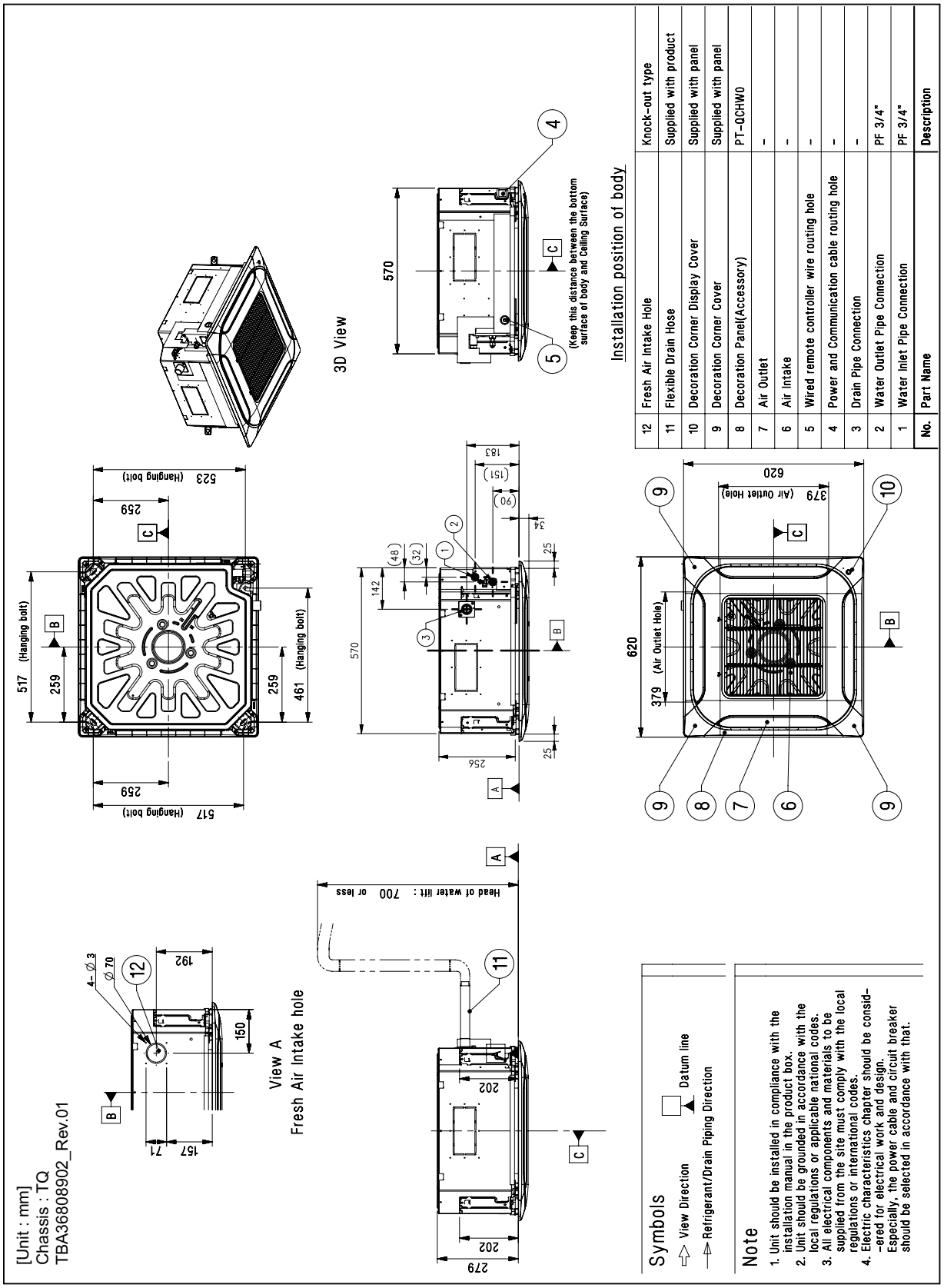

No.	Part Name	Description
12	Fresh Air Intake Hole	Knock-out type
11	Flexible Drain Hose	Supplied with product
10	Decoration Corner Display Cover	Supplied with panel
9	Decoration Corner Cover	Supplied with panel
8	Decoration Panel(Accessory)	PT-QCHW0
7	Air Outlet	-
6	Air Intake	-
5	Wired remote controller wire routing hole	-
4	Power and Communication cable routing hole	-
3	Drain Pipe Connection	-
2	Water Outlet Pipe Connection	PF 3/4"
1	Water Inlet Pipe Connection	PF 3/4"

3. Dimensions

■ WF4A019C2TA, WF4A021C2TA

◆ TP Chassis (PT-MCHW0)

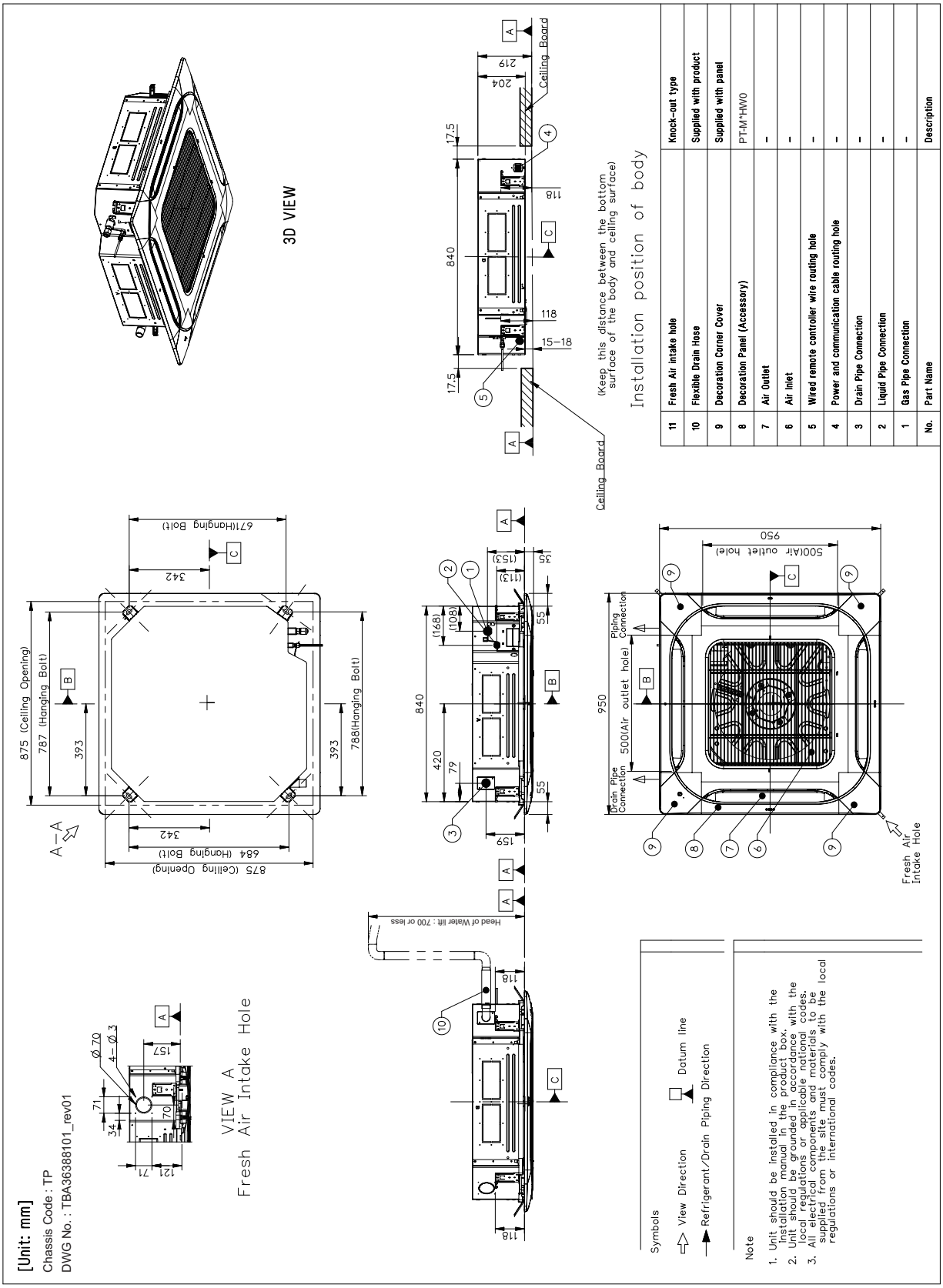

No.	Part Name	Description
11	Fresh Air intake hole	Knock-out type
10	Flexible Drain Hose	Supplied with product
9	Decoration Corner Cover	Supplied with panel
8	Decoration Panel (Accessory)	PT-MHW0
7	Air Outlet	–
6	Air Inlet	–
5	Wired remote controller wire routing hole	–
4	Power and communication cable routing hole	–
3	Drain Pipe Connection	–
2	Liquid Pipe Connection	–
1	Gas Pipe Connection	–

3. Dimensions

■ WF4A025C2TA, WF4A031C2TA

◆ TN Chassis (PT-MCHW0)

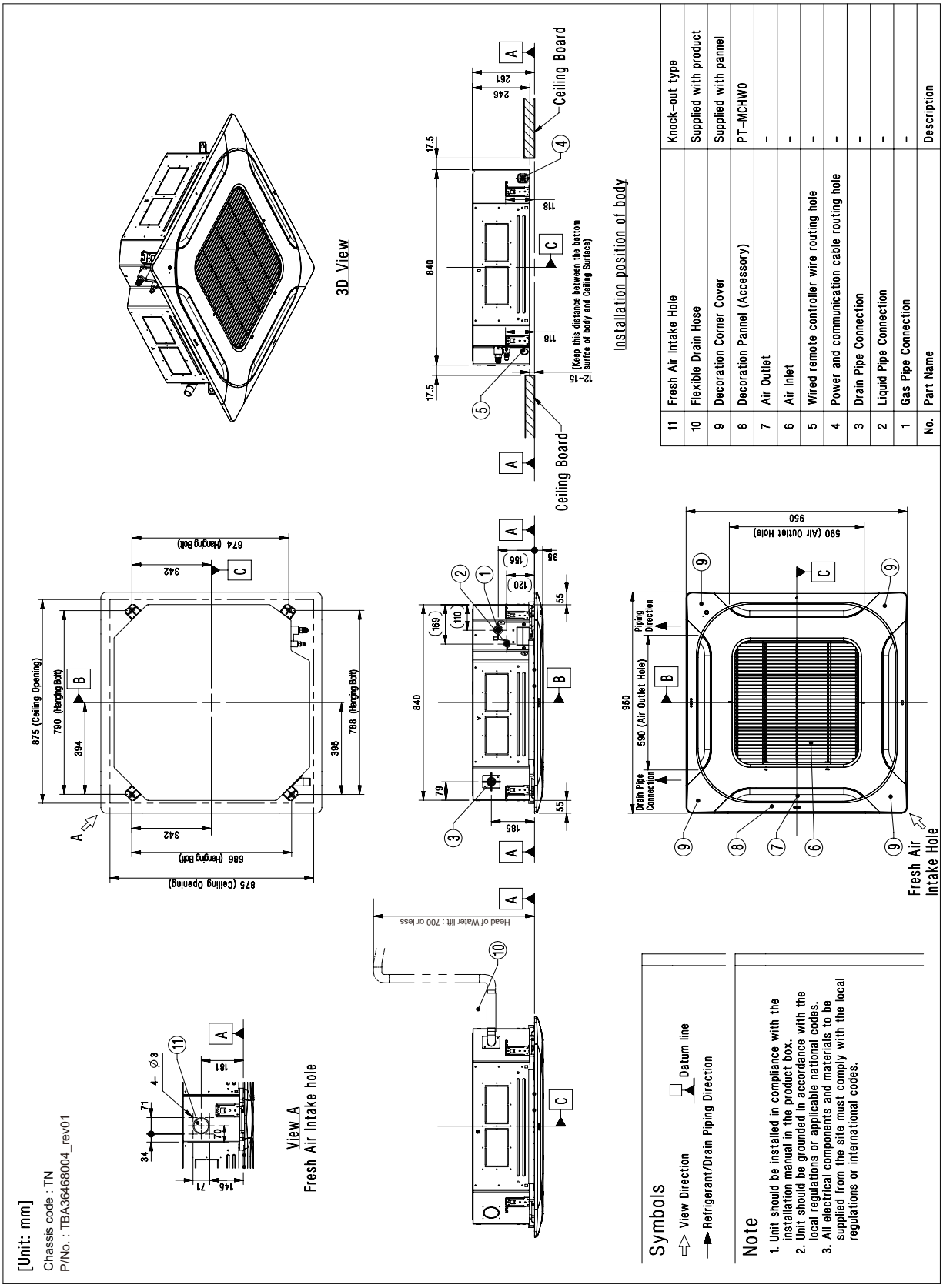

No.	Part Name	Description
11	Fresh Air Intake Hole	Knock-out type
10	Flexible Drain Hose	Supplied with product
9	Decoration Corner Cover	Supplied with pannel
8	Decoration Pannel (Accessory)	PT-MCHW0
7	Air Outlet	-
6	Air Inlet	-
5	Wired remote controller wire routing hole	-
4	Power and communication cable routing hole	-
3	Drain Pipe Connection	-
2	Liquid Pipe Connection	-
1	Gas Pipe Connection	-

3. Dimensions

■ WF4A041C2TA

◆ TM Chassis (PT-MCHW0)

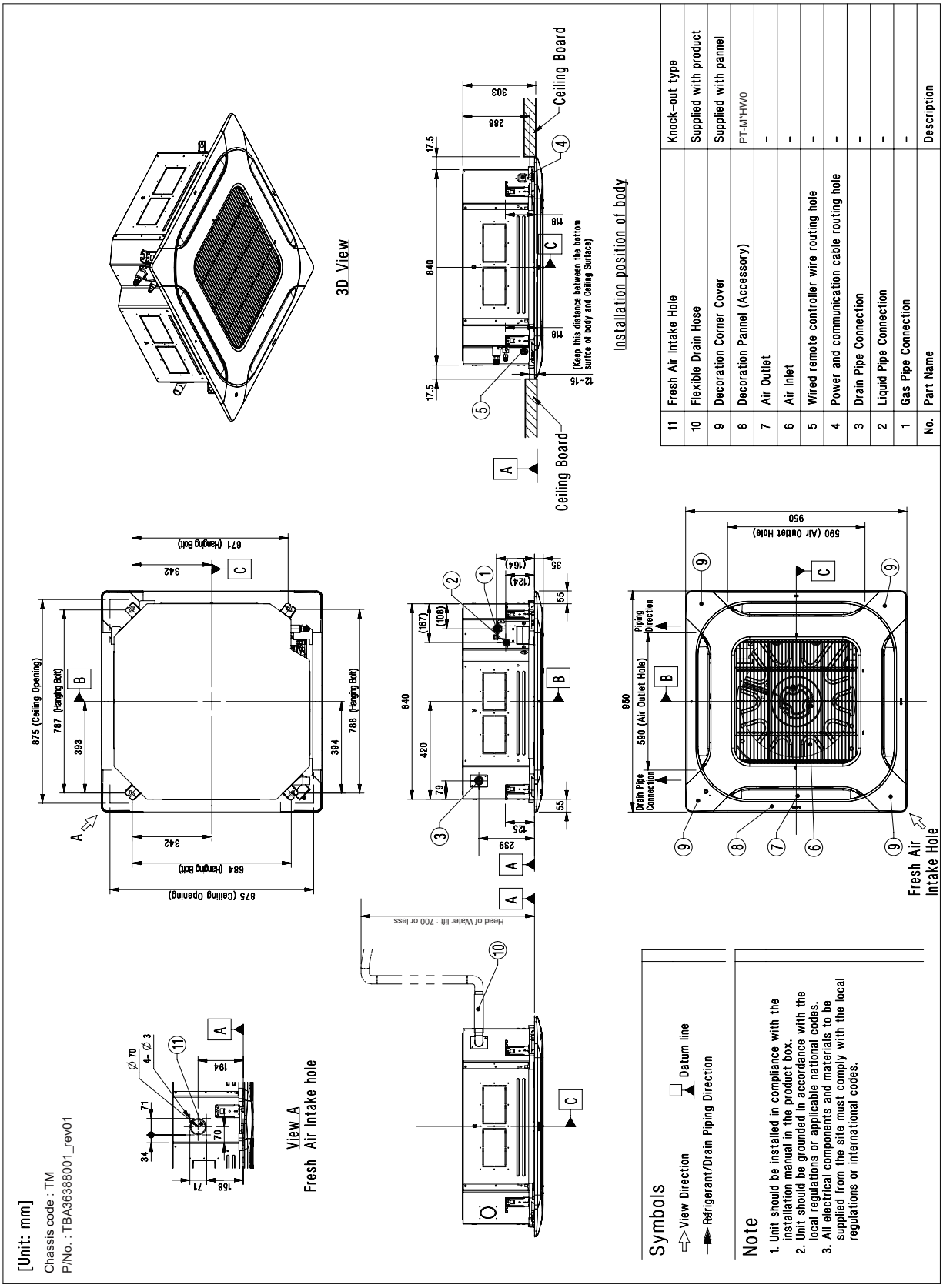

No.	Part Name	Description
11	Fresh Air Intake Hole	Knock-out type
10	Flexible Drain Hose	Supplied with product
9	Decoration Corner Cover	Supplied with pannel
8	Decoration Pannel (Accessory)	PT-MHW0
7	Air Outlet	-
6	Air Inlet	-
5	Wired remote controller wire routing hole	-
4	Power and communication cable routing hole	-
3	Drain Pipe Connection	-
2	Liquid Pipe Connection	-
1	Gas Pipe Connection	-

4. Piping Diagrams

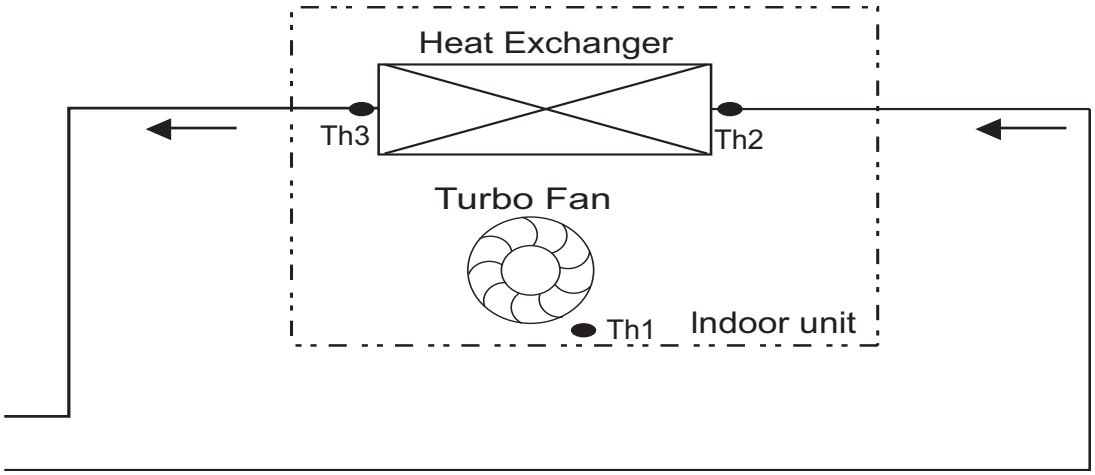

LOC.	Description
Th1	Room thermistor
Th2	Pipe in thermistor
Th3	Pipe out thermistor

5. Wiring diagrams

■ TR / TQ Chassis

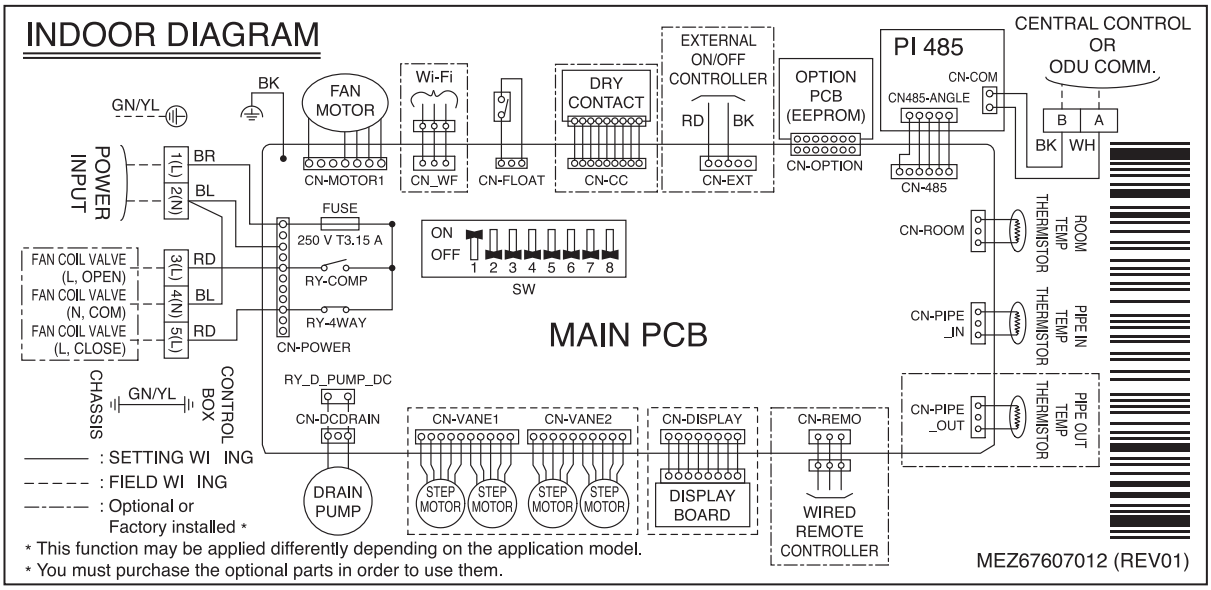

■ TP / TN / TM Chassis

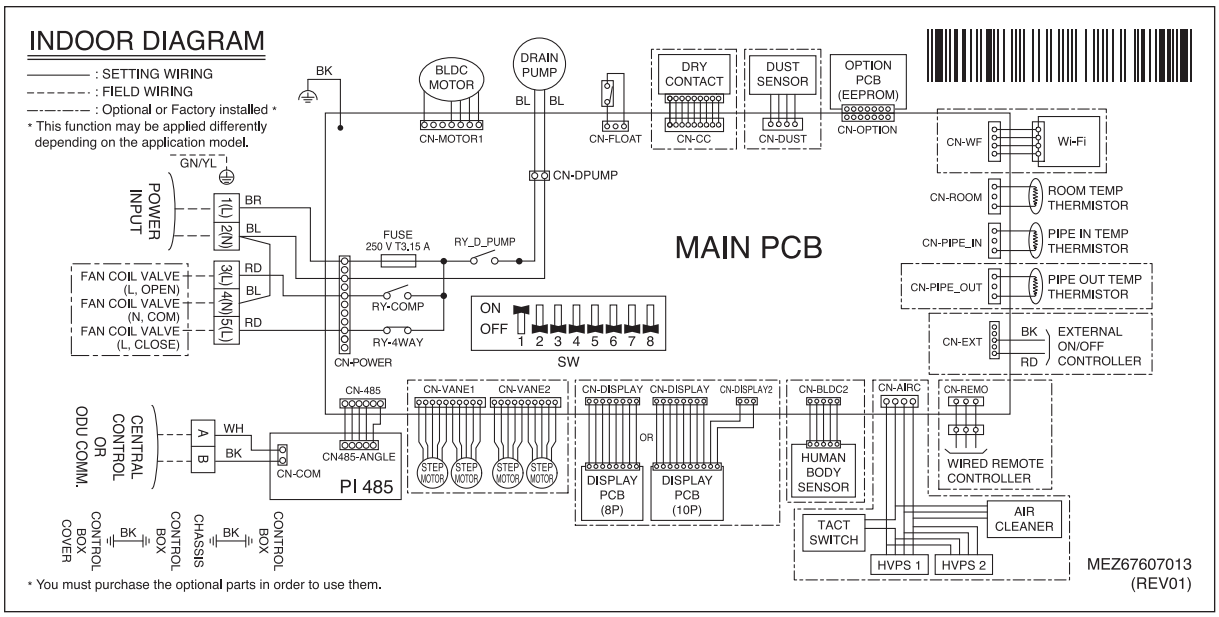

6. Capacity Tables

6.1 Cooling Capacity

◆ WF4A006C2TA

Inlet Water Temp. (℃)	Water Temp Difference (℃)	Air Temp (℃ DB)	Air Temp(17℃ WB)				Air Temp(19℃ WB)				Air Temp(21℃ WB)				Air Temp(23℃ WB)			
			TC (W)	SHC (W)	Water Flow Rate (LPM)	Pressure Drop (kPa)	TC (W)	SHC (W)	Water Flow Rate (LPM)	Pressure Drop (kPa)	TC (W)	SHC (W)	Water Flow Rate (LPM)	Pressure Drop (kPa)	TC (W)	SHC (W)	Water Flow Rate (LPM)	Pressure Drop (kPa)
5	4	24	1,847	1,080	6.0	22.1	2,016	1,224	6.6	25.5	2,412	1,428	7.5	30.7	2,657	1,536	8.6	37.6
		25	2,093	1,270	6.9	27.3	2,285	1,440	7.6	31.2	2,734	1,680	8.5	37.1	3,012	1,807	9.8	44.9
		26	2,290	1,429	7.8	32.4	2,500	1,620	8.5	36.8	2,991	1,890	9.6	43.4	3,295	2,033	11.1	52.3
		27	2,462	1,588	8.6	37.6	2,689	1,800	9.4	42.5	3,216	2,100	10.7	49.8	3,543	2,258	12.3	59.6
		28	2,586	1,747	9.5	42.7	2,823	1,980	10.4	48.1	3,377	2,310	11.7	56.2	3,720	2,484	13.5	67.0
		29	2,709	1,921	10.3	47.8	2,958	2,178	11.3	53.7	3,538	2,541	12.8	62.5	3,897	2,733	14.8	74.3
		30	2,832	2,064	11.2	53.0	3,092	2,340	12.3	59.4	3,699	2,729	13.9	68.9	4,074	2,936	16.0	81.7
	5	24	1,564	994	4.3	11.8	1,639	1,081	4.8	14.7	2,261	1,404	6.3	23.8	2,488	1,488	7.5	30.7
		25	1,773	1,170	4.9	15.5	1,857	1,272	5.5	18.8	2,563	1,651	7.2	29.2	2,819	1,750	8.5	37.1
		26	1,940	1,316	5.5	19.2	2,032	1,431	6.2	22.9	2,804	1,858	8.1	34.6	3,085	1,969	9.6	43.4
		27	2,086	1,462	6.2	22.9	2,185	1,590	6.8	26.9	3,015	2,064	9.0	40.0	3,317	2,188	10.7	49.8
		28	2,190	1,609	6.8	26.5	2,294	1,748	7.5	31.0	3,166	2,271	9.9	45.4	3,483	2,407	11.7	56.2
		29	2,294	1,769	7.4	30.2	2,404	1,923	8.2	35.1	3,317	2,498	10.8	50.8	3,649	2,647	12.8	62.5
		30	2,398	1,901	8.0	33.9	2,513	2,066	8.9	39.2	3,468	2,684	11.7	56.2	3,814	2,844	13.9	68.9
	6	24	1,470	960	3.7	8.4	1,790	1,152	4.5	12.9	2,148	1,356	5.3	17.7	2,356	1,452	6.0	22.1
		25	1,666	1,129	4.3	11.6	2,029	1,355	5.1	16.7	2,435	1,595	6.0	22.2	2,670	1,708	6.9	27.3
		26	1,823	1,270	4.8	14.8	2,220	1,524	5.8	20.5	2,664	1,794	6.8	26.7	2,921	1,921	7.8	32.4
		27	1,960	1,411	5.3	18.0	2,387	1,694	6.4	24.3	2,865	1,994	7.6	31.2	3,141	2,135	8.6	37.6
		28	2,058	1,553	5.9	21.1	2,506	1,863	7.0	28.1	3,008	2,193	8.3	35.7	3,298	2,348	9.5	42.7
		29	2,156	1,708	6.4	24.3	2,626	2,049	7.7	32.0	3,151	2,412	9.1	40.2	3,455	2,583	10.3	47.8
		30	2,254	1,835	6.9	27.5	2,745	2,202	8.3	35.8	3,294	2,592	9.8	44.7	3,612	2,775	11.2	53.0
	7	24	1,319	888	3.1	4.6	1,583	1,044	3.3	6.0	1,903	1,236	4.1	10.5	2,092	1,320	4.5	12.9
		25	1,495	1,045	3.5	7.3	1,794	1,228	3.8	8.8	2,157	1,454	4.7	13.9	2,371	1,553	5.1	16.7
		26	1,636	1,175	4.0	9.9	1,963	1,381	4.3	11.7	2,360	1,636	5.2	17.4	2,594	1,747	5.8	20.5
		27	1,759	1,306	4.4	12.6	2,111	1,535	4.8	14.5	2,538	1,817	5.8	20.9	2,789	1,941	6.4	24.3
		28	1,847	1,436	4.9	15.2	2,216	1,688	5.2	17.4	2,665	1,999	6.4	24.4	2,929	2,135	7.0	28.1
		29	1,935	1,580	5.3	17.9	2,322	1,857	5.7	20.2	2,792	2,199	7.0	27.8	3,068	2,348	7.7	32.0
		30	2,023	1,697	5.8	20.5	2,427	1,995	6.2	23.0	2,919	2,362	7.6	31.3	3,208	2,523	8.3	35.8
	8	24	1,018	696	2.0	0.1	1,225	828	2.1	1.0	1,847	1,224	2.6	1.5	1,602	1,044	2.8	2.9
		25	1,153	819	2.2	0.1	1,388	974	2.4	0.6	2,093	1,440	3.0	3.7	1,815	1,228	3.2	5.3
		26	1,262	921	2.5	1.1	1,519	1,096	2.7	2.4	2,290	1,620	3.3	5.9	1,986	1,381	3.6	7.7
		27	1,357	1,023	2.8	2.8	1,633	1,217	3.0	4.2	2,462	1,800	3.7	8.2	2,136	1,535	4.0	10.1
		28	1,425	1,126	3.1	4.4	1,715	1,339	3.3	6.0	2,586	1,980	4.1	10.4	2,243	1,688	4.4	12.5
		29	1,493	1,238	3.3	6.1	1,797	1,473	3.6	7.9	2,709	2,178	4.4	12.6	2,349	1,857	4.8	14.9
		30	1,560	1,330	3.6	7.8	1,878	1,583	3.9	9.7	2,832	2,340	4.8	14.8	2,456	1,995	5.2	17.3
6	4	24	1,383	913	5.7	19.9	1,681	1,095	6.6	25.7	2,011	1,278	7.9	33.1	2,215	1,374	8.8	38.9
		25	1,567	1,074	6.5	24.7	1,905	1,288	7.6	31.4	2,279	1,503	9.0	39.8	2,511	1,617	10.1	46.5
		26	1,714	1,208	7.3	29.5	2,084	1,449	8.5	37.0	2,494	1,691	10.1	46.5	2,747	1,819	11.4	54.0
		27	1,843	1,342	8.1	34.3	2,241	1,610	9.5	42.7	2,681	1,879	11.2	53.2	2,954	2,021	12.6	61.6
		28	1,936	1,476	8.9	39.1	2,353	1,771	10.4	48.4	2,815	2,067	12.4	59.9	3,101	2,223	13.9	69.1
		29	2,028	1,624	9.7	44.0	2,466	1,949	11.4	54.0	2,949	2,273	13.5	66.6	3,249	2,445	15.2	76.7
		30	2,120	1,745	10.5	48.8	2,578	2,093	12.3	59.7	3,083	2,442	14.6	73.3	3,397	2,627	16.4	84.2
	5	24	1,304	902	3.7	8.1	1,496	1,022	4.4	12.5	1,885	1,256	6.0	21.9	2,074	1,331	6.6	25.4
		25	1,478	1,061	4.2	11.3	1,696	1,203	5.1	16.3	2,137	1,478	6.9	27.0	2,350	1,566	7.5	31.0
		26	1,617	1,194	4.7	14.4	1,855	1,353	5.7	20.1	2,338	1,662	7.7	32.1	2,572	1,762	8.5	36.7
		27	1,739	1,326	5.3	17.5	1,995	1,504	6.3	23.9	2,514	1,847	8.6	37.3	2,765	1,958	9.4	42.3
		28	1,826	1,459	5.8	20.7	2,095	1,654	7.0	27.6	2,639	2,032	9.4	42.4	2,903	2,153	10.4	47.9
		29	1,913	1,605	6.3	23.8	2,195	1,819	7.6	31.4	2,765	2,235	10.3	47.5	3,042	2,369	11.3	53.5
		30	1,999	1,724	6.8	27.0	2,294	1,955	8.2	35.2	2,891	2,401	11.1	52.6	3,180	2,545	12.2	59.1
	6	24	1,225	880	3.4	6.6	1,493	1,031	3.7	8.1	1,791	1,213	4.5	13.1	1,964	1,299	5.0	15.7
		25	1,389	1,036	3.9	9.6	1,692	1,213	4.2	11.3	2,030	1,427	5.2	17.0	2,226	1,528	5.7	20.0
		26	1,520	1,165	4.4	12.5	1,851	1,364	4.7	14.4	2,221	1,606	5.8	20.8	2,435	1,719	6.4	24.2
		27	1,634	1,295	4.9	15.4	1,990	1,516	5.3	17.5	2,388	1,784	6.5	24.7	2,618	1,910	7.1	28.4
		28	1,716	1,424	5.4	18.4	2,090	1,667	5.8	20.7	2,507	1,962	7.1	28.5	2,749	2,101	7.8	32.7
		29	1,797	1,566	5.9	21.3	2,189	1,834	6.3	23.8	2,627	2,159	7.8	32.4	2,880	2,311	8.5	36.9
		30	1,879	1,683	6.4	24.3	2,289	1,970	6.8	27.0	2,746	2,319	8.4	36.2	3,011	2,483	9.2	41.2
	7	24	1,100	794	2.7	1.9	1,320	934	2.9	3.1	1,587	1,106	3.5	6.9	1,744	1,181	3.8	9.0
		25	1,246	935	3.0	4.2	1,496	1,099	3.3	5.6	1,798	1,301	4.0	9.9	1,976	1,389	4.4	12.3
		26	1,364	1,051	3.4	6.5	1,636	1,236	3.7	8.0	1,968	1,464	4.5	12.9	2,162	1,563	4.9	15.5
		27	1,466	1,168	3.8	8.7	1,760	1,374	4.1	10.4	2,116	1,626	5.0	15.9	2,325	1,737	5.5	18.8
		28	1,540	1,285	4.2	11.0	1,848	1,511	4.5	12.8	2,221	1,789	5.5	18.8	2,441	1,910	6.0	22.1
		29	1,613	1,414	4.6	13.3	1,936	1,662	4.9	15.3	2,327	1,968	6.0	21.8	2,558	2,101	6.6	25.3
		30	1,686	1,519	4.9	15.5	2,024	1,786	5.3	17.7	2,433	2,114	6.5	24.8	2,674	2,258	7.1	28.6
	8	24	848	623	1.7	0.1	1,021	741	1.8	0.1	1,540	1,095	2.2	0.1	1,335	934	2.4	0.5
		25	961	733	1.9	0.1	1,157	871	2.1	0.1	1,745	1,288	2.5	1.2	1,513	1,099	2.8	2.5
		26	1,052	824	2.1	0.1	1,266	980	2.3	0.1	1,909	1,449	2.8	3.1	1,656	1,236	3.1	4.6
		27	1,131	916	2.4	0.4	1,362	1,089	2.6	1.6	2,053	1,610	3.2	5.0	1,781	1,374	3.4	6.6
		28	1,188	1,007	2.6	1.8	1,430	1,198	2.9	3.2	2,155	1,771	3.5	6.9	1,870	1,511	3.8	8.7
		29	1,244	1,108	2.9	3.2	1,498	1,318	3.1	4.7	2,258	1,949	3.8	8.7	1,959	1,662	4.1	10.8
		30	1,301	1,163	3.1	4.6	1,566	1,383	3.4	6.3	2,361	2,045	4.1	10.6	2,048	1,744	4.5	12.8

Note

1. TC : Total capacity(W), SHC : Sensible Heat Capacity(W)
2. Performances are based on the following conditions :
   1) Cooling
      - Inlet/Outlet Water Temp. 7°C / 12°C, Indoor Air Temp. 27°CDB / 19°CWB

6. Capacity Tables

Inlet Water Temp. (℃)	Water Temp Difference (℃)	Air Temp (℃ DB)	Air Temp(17℃ WB)				Air Temp(19℃ WB)				Air Temp(21℃ WB)				Air Temp(23℃ WB)			
			TC (W)	SHC (W)	Water Flow Rate (LPM)	Pressure Drop (kPa)	TC (W)	SHC (W)	Water Flow Rate (LPM)	Pressure Drop (kPa)	TC (W)	SHC (W)	Water Flow Rate (LPM)	Pressure Drop (kPa)	TC (W)	SHC (W)	Water Flow Rate (LPM)	Pressure Drop (kPa)
7	4	24	1,254	828	5.4	18.5	1,525	993	5.8	20.6	1,824	1,159	7.1	28.5	2,009	1,246	7.8	32.8
		25	1,421	974	6.2	23.1	1,728	1,169	6.6	25.6	2,067	1,363	8.1	34.6	2,277	1,466	8.9	39.5
		26	1,555	1,095	7.0	27.8	1,891	1,315	7.4	30.5	2,262	1,534	9.1	40.6	2,491	1,650	10.1	46.1
		27	1,672	1,217	7.8	32.4	2,033	1,461	8.3	35.4	2,432	1,704	10.1	46.7	2,679	1,833	11.2	52.8
		28	1,756	1,339	8.5	37.0	2,135	1,607	9.1	40.4	2,554	1,874	11.2	52.7	2,813	2,016	12.3	59.5
		29	1,839	1,473	9.3	41.6	2,236	1,767	9.9	45.3	2,675	2,062	12.2	58.8	2,947	2,218	13.4	66.1
		30	1,923	1,582	10.1	46.3	2,338	1,899	10.7	50.2	2,797	2,215	13.2	64.8	3,081	2,383	14.5	72.8
	5	24	1,183	818	3.4	6.3	1,425	974	4.0	9.9	1,710	1,139	4.9	15.2	1,881	1,207	5.3	18.0
		25	1,340	962	3.9	9.2	1,615	1,146	4.6	13.3	1,938	1,340	5.6	19.3	2,132	1,421	6.1	22.6
		26	1,467	1,083	4.4	12.1	1,767	1,289	5.1	16.7	2,120	1,508	6.3	23.5	2,332	1,598	6.9	27.1
		27	1,577	1,203	4.8	15.0	1,800	1,332	5.7	21.5	2,280	1,675	7.0	27.6	2,508	1,776	7.6	31.7
		28	1,656	1,323	5.3	17.9	1,995	1,575	6.3	23.5	2,394	1,843	7.6	31.8	2,633	1,953	8.4	36.3
		29	1,735	1,455	5.8	20.8	2,090	1,733	6.8	26.9	2,508	2,027	8.3	35.9	2,759	2,149	9.2	40.8
		30	1,814	1,564	6.3	23.7	2,185	1,862	7.4	30.3	2,622	2,178	9.0	40.1	2,884	2,308	9.9	45.4
	6	24	1,112	798	2.8	2.8	1,354	935	3.0	4.0	1,625	1,100	3.7	8.0	1,781	1,178	4.0	10.2
		25	1,260	939	3.2	5.2	1,534	1,100	3.4	6.5	1,841	1,295	4.2	11.1	2,019	1,386	4.6	13.6
		26	1,378	1,057	3.6	7.5	1,679	1,237	3.8	9.1	2,014	1,456	4.7	14.3	2,209	1,559	5.2	17.0
		27	1,482	1,174	4.0	9.9	1,805	1,375	4.3	11.6	2,166	1,618	5.2	17.4	2,375	1,733	5.8	20.5
		28	1,556	1,292	4.4	12.3	1,895	1,512	4.7	14.2	2,274	1,780	5.8	20.5	2,494	1,906	6.3	23.9
		29	1,630	1,421	4.8	14.7	1,986	1,663	5.1	16.7	2,383	1,958	6.3	23.7	2,613	2,097	6.9	27.3
		30	1,704	1,527	5.2	17.1	2,076	1,787	5.6	19.3	2,491	2,104	6.8	26.8	2,731	2,253	7.5	30.8
	7	24	998	721	2.2	0.1	1,197	847	2.3	(0.1)	1,439	1,003	2.8	3.0	1,582	1,071	3.1	4.7
		25	1,131	848	2.5	0.8	1,357	997	2.6	1.9	1,631	1,180	3.2	5.4	1,793	1,260	3.6	7.3
		26	1,237	954	2.8	2.6	1,484	1,121	3.0	3.9	1,785	1,327	3.6	7.8	1,961	1,418	4.0	10.0
		27	1,330	1,060	3.1	4.5	1,596	1,246	3.3	5.8	1,919	1,475	4.0	10.3	2,109	1,575	4.4	12.6
		28	1,397	1,166	3.4	6.3	1,676	1,370	3.6	7.8	2,015	1,622	4.5	12.7	2,214	1,733	4.9	15.3
		29	1,463	1,282	3.7	8.2	1,756	1,507	4.0	9.8	2,111	1,785	4.9	15.1	2,320	1,906	5.3	18.0
		30	1,530	1,378	4.0	10.0	1,835	1,620	4.3	11.8	2,207	1,917	5.3	17.5	2,425	2,048	5.8	20.6
	8	24	770	565	1.4	0.1	926	672	1.5	0.1	1,397	993	1.8	0.1	1,211	847	2.0	0.1
		25	872	664	1.6	0.1	1,050	790	1.7	0.1	1,583	1,169	2.1	0.1	1,373	997	2.2	0.1
		26	954	748	1.7	0.1	1,149	889	1.9	0.1	1,732	1,315	2.3	0.1	1,502	1,121	2.5	1.1
		27	1,026	831	1.9	0.1	1,235	988	2.1	0.1	1,862	1,461	2.6	1.4	1,615	1,246	2.8	2.8
		28	1,077	914	2.1	0.1	1,297	1,087	2.3	0.1	1,955	1,607	2.8	2.9	1,696	1,370	3.1	4.4
		29	1,129	1,005	2.3	0.1	1,359	1,196	2.5	1.2	2,048	1,767	3.1	4.5	1,777	1,507	3.4	6.1
		30	1,180	1,055	2.5	1.1	1,420	1,255	2.7	2.5	2,141	1,855	3.3	6.0	1,857	1,582	3.6	7.8
8	4	24	1,016	701	5.1	16.6	1,235	841	5.4	18.6	1,477	981	6.7	26.0	1,627	1,055	7.4	30.0
		25	1,151	824	5.8	20.9	1,400	989	6.2	23.2	1,674	1,154	7.6	31.7	1,844	1,241	8.4	36.3
		26	1,260	927	6.6	25.3	1,531	1,113	7.0	27.9	1,832	1,298	8.6	37.4	2,018	1,396	9.5	42.6
		27	1,354	1,030	7.3	29.6	1,647	1,236	7.8	32.5	1,970	1,442	9.5	43.1	2,170	1,551	10.5	48.9
		28	1,422	1,133	8.0	34.0	1,729	1,360	8.6	37.2	2,068	1,587	10.5	48.8	2,278	1,707	11.6	55.1
		29	1,490	1,247	8.8	38.4	1,811	1,496	9.3	41.8	2,167	1,745	11.5	54.5	2,387	1,877	12.6	61.4
		30	1,557	1,339	9.5	42.7	1,894	1,607	10.1	46.5	2,265	1,875	12.4	60.2	2,495	2,017	13.7	67.7
	5	24	958	692	3.2	5.2	1,283	896	3.9	9.2	1,385	964	4.6	13.4	1,524	1,022	5.0	16.1
		25	1,086	814	3.6	7.9	1,454	1,054	4.4	12.5	1,570	1,134	5.2	17.3	1,727	1,202	5.7	20.4
		26	1,188	916	4.1	10.6	1,590	1,186	5.0	15.8	1,718	1,276	5.9	21.3	1,889	1,353	6.5	24.7
		27	1,277	1,018	4.6	13.3	1,710	1,317	5.5	19.1	1,847	1,418	6.5	25.2	2,031	1,503	7.2	29.0
		28	1,341	1,120	5.0	16.0	1,796	1,449	6.1	22.4	1,939	1,560	7.2	29.1	2,133	1,653	7.9	33.3
		29	1,405	1,232	5.5	18.8	1,881	1,594	6.6	25.7	2,031	1,716	7.9	33.0	2,235	1,819	8.6	37.6
		30	1,469	1,324	5.9	21.5	1,967	1,713	7.2	29.0	2,124	1,844	8.5	36.9	2,336	1,954	9.3	41.9
	6	24	900	676	2.6	1.8	1,097	791	2.8	2.9	1,316	931	3.5	6.7	1,443	997	3.8	8.7
		25	1,020	795	3.0	4.0	1,243	931	3.2	5.3	1,491	1,096	3.9	9.7	1,635	1,173	4.3	12.0
		26	1,116	894	3.4	6.3	1,360	1,047	3.6	7.7	1,632	1,233	4.4	12.6	1,789	1,320	4.9	15.2
		27	1,200	994	3.8	8.5	1,462	1,164	4.0	10.1	1,754	1,370	4.9	15.6	1,924	1,467	5.4	18.4
		28	1,260	1,093	4.1	10.8	1,535	1,280	4.4	12.5	1,842	1,507	5.4	18.5	2,020	1,613	6.0	21.7
		29	1,320	1,153	4.5	13.0	1,608	1,350	4.8	14.9	1,930	1,589	5.9	21.4	2,116	1,701	6.5	24.9
		30	1,380	1,222	4.9	15.2	1,681	1,478	5.2	17.3	2,018	1,739	6.4	24.4	2,212	1,863	7.0	28.1
	7	24	808	610	2.0	0.1	970	717	2.2	0.1	1,166	849	2.7	2.0	1,281	907	2.9	3.6
		25	916	718	2.3	0.1	1,099	844	2.5	1.0	1,321	999	3.0	4.3	1,452	1,067	3.3	6.1
		26	1,002	807	2.6	1.7	1,202	949	2.8	2.8	1,446	1,124	3.4	6.6	1,589	1,200	3.8	8.6
		27	1,077	897	2.9	3.4	1,293	1,054	3.1	4.7	1,554	1,248	3.8	8.8	1,708	1,333	4.2	11.1
		28	1,131	987	3.2	5.1	1,357	1,160	3.4	6.5	1,632	1,373	4.2	11.1	1,794	1,467	4.6	13.6
		29	1,185	1,040	3.5	6.8	1,422	1,223	3.7	8.4	1,710	1,448	4.6	13.4	1,879	1,547	5.0	16.1
		30	1,239	1,103	3.8	8.6	1,487	1,297	4.0	10.2	1,788	1,536	5.0	15.7	1,965	1,667	5.4	18.6
	8	24	623	478	1.3	0.1	750	569	1.4	0.1	1,131	841	1.7	0.1	981	717	1.8	0.1
		25	706	562	1.5	0.1	850	669	1.6	0.1	1,282	989	1.9	0.1	1,112	844	2.1	0.1
		26	773	633	1.6	0.1	930	753	1.8	0.1	1,403	1,113	2.2	0.1	1,217	949	2.4	0.2
		27	831	703	1.8	0.1	1,000	836	2.0	0.1	1,508	1,236	2.4	0.5	1,308	1,054	2.6	1.8
		28	873	773	2.0	0.1	1,050	920	2.2	0.1	1,584	1,360	2.7	1.9	1,374	1,160	2.9	3.4
		29	914	815	2.2	0.1	1,100	970	2.4	0.3	1,659	1,434	2.9	3.4	1,439	1,223	3.2	4.9
		30	956	858	2.4	0.3	1,150	1,020	2.6	1.5	1,734	1,508	3.1	4.8	1,504	1,297	3.4	6.5

Note

1. TC : Total capacity(W), SHC : Sensible Heat Capacity(W)
2. Performances are based on the following conditions :
   1) Cooling
      - Inlet/Outlet Water Temp. 7°C / 12°C, Indoor Air Temp. 27°CDB / 19°CWB

6. Capacity Tables

Inlet Water Temp. (℃)	Water Temp Difference (℃)	Air Temp (℃ DB)	Air Temp(17℃ WB)				Air Temp(19℃ WB)				Air Temp(21℃ WB)				Air Temp(23℃ WB)			
			TC (W)	SHC (W)	Water Flow Rate (LPM)	Pressure Drop (kPa)	TC (W)	SHC (W)	Water Flow Rate (LPM)	Pressure Drop (kPa)	TC (W)	SHC (W)	Water Flow Rate (LPM)	Pressure Drop (kPa)	TC (W)	SHC (W)	Water Flow Rate (LPM)	Pressure Drop (kPa)
9	4	24	843	598	4.3	11.8	1,025	718	4.6	13.5	1,226	837	5.6	19.7	1,351	901	6.2	23.1
		25	956	704	4.9	15.4	1,162	844	5.2	17.4	1,390	985	6.4	24.5	1,531	1,059	7.1	28.4
		26	1,046	791	5.5	19.1	1,271	950	5.9	21.3	1,521	1,108	7.2	29.3	1,675	1,192	8.0	33.6
		27	1,124	879	6.1	22.8	1,367	1,055	6.5	25.2	1,635	1,231	8.0	34.1	1,801	1,324	8.8	38.9
		28	1,180	967	6.8	26.4	1,435	1,161	7.2	29.1	1,717	1,354	8.8	38.9	1,891	1,457	9.7	44.2
		29	1,237	1,064	7.4	30.1	1,504	1,277	7.9	33.0	1,799	1,490	9.6	43.7	1,981	1,602	10.6	49.5
		30	1,293	1,143	8.0	33.8	1,572	1,372	8.5	36.9	1,881	1,601	10.4	48.5	2,072	1,722	11.5	54.8
	5	24	795	591	2.7	2.1	1,169	828	3.6	7.3	1,150	823	3.9	9.1	1,265	872	4.2	11.4
		25	901	695	3.1	4.4	1,324	974	4.1	10.3	1,303	968	4.4	12.4	1,433	1,026	4.8	15.0
		26	986	782	3.5	6.7	1,449	1,095	4.6	13.4	1,426	1,089	5.0	15.7	1,568	1,155	5.4	18.6
		27	1,060	869	3.8	9.0	1,558	1,217	5.1	16.4	1,533	1,211	5.5	19.0	1,686	1,283	6.1	22.2
		28	1,113	956	4.2	11.3	1,636	1,339	5.6	19.4	1,610	1,332	6.1	22.3	1,771	1,411	6.7	25.8
		29	1,166	1,008	4.6	13.6	1,714	1,412	6.1	22.4	1,686	1,404	6.6	25.6	1,855	1,488	7.3	29.4
		30	1,219	1,060	5.0	15.9	1,792	1,485	6.6	25.5	1,763	1,477	7.2	28.8	1,939	1,565	7.9	33.1
	6	24	747	577	2.2	0.1	910	675	2.4	0.3	1,092	795	2.9	3.5	1,198	851	3.2	5.2
		25	847	679	2.5	1.2	1,032	795	2.7	2.3	1,238	935	3.3	5.9	1,357	1,002	3.6	7.9
		26	927	764	2.8	3.1	1,129	894	3.0	4.3	1,354	1,052	3.7	8.4	1,485	1,127	4.1	10.6
		27	996	848	3.2	5.0	1,214	993	3.4	6.3	1,456	1,169	4.2	10.9	1,597	1,252	4.6	13.3
		28	1,046	908	3.5	6.9	1,274	1,063	3.7	8.3	1,529	1,251	4.6	13.4	1,677	1,340	5.0	16.0
		29	1,096	959	3.8	8.7	1,335	1,122	4.1	10.4	1,602	1,321	5.0	15.9	1,757	1,415	5.5	18.8
		30	1,146	1,018	4.1	10.6	1,396	1,192	4.4	12.4	1,675	1,403	5.4	18.3	1,836	1,502	5.9	21.5
	7	24	671	521	1.7	0.1	805	612	1.8	0.1	968	725	2.2	0.1	1,064	774	2.5	0.8
		25	760	612	2.0	0.1	912	720	2.1	0.1	1,097	853	2.6	1.4	1,205	910	2.8	2.9
		26	832	689	2.2	0.1	998	810	2.4	0.2	1,200	959	2.9	3.3	1,319	1,024	3.2	5.0
		27	894	766	2.4	0.7	1,073	900	2.6	1.7	1,290	1,066	3.2	5.2	1,418	1,138	3.5	7.1
		28	939	819	2.7	2.1	1,127	963	2.9	3.3	1,355	1,140	3.5	7.2	1,489	1,218	3.9	9.2
		29	984	865	2.9	3.6	1,180	1,017	3.1	4.9	1,419	1,204	3.8	9.1	1,560	1,286	4.2	11.3
		30	1,028	919	3.2	5.0	1,234	1,080	3.4	6.4	1,484	1,279	4.2	11.0	1,631	1,366	4.6	13.4
	8	24	517	408	1.1	0.1	623	485	1.2	0.1	939	718	1.4	0.1	814	612	1.5	0.1
		25	586	480	1.2	0.1	706	571	1.3	0.1	1,064	844	1.6	0.1	923	720	1.8	0.1
		26	642	540	1.4	0.1	772	642	1.5	0.1	1,164	950	1.8	0.1	1,010	810	2.0	0.1
		27	690	600	1.5	0.1	830	714	1.7	0.1	1,252	1,055	2.0	0.1	1,086	900	2.2	0.1
		28	724	642	1.7	0.1	872	764	1.8	0.1	1,315	1,129	2.2	0.1	1,140	963	2.4	0.6
		29	759	678	1.8	0.1	913	807	2.0	0.1	1,377	1,193	2.4	0.7	1,195	1,017	2.7	1.9
		30	793	720	2.0	0.1	955	857	2.2	0.1	1,440	1,266	2.6	1.9	1,249	1,080	2.9	3.3

Note

1. TC : Total capacity(W), SHC : Sensible Heat Capacity(W)
2. Performances are based on the following conditions :
   1) Cooling
      - Inlet/Outlet Water Temp. 7°C / 12°C, Indoor Air Temp. 27°CDB / 19°CWB

6. Capacity Tables

◆ WF4AA007C2TA

Inlet Water Temp. (℃)	Water Temp Difference (℃)	Air Temp (℃ DB)	Air Temp(17℃ WB)				Air Temp(19℃ WB)				Air Temp(21℃ WB)				Air Temp(23℃ WB)			
			TC (W)	SHC (W)	Water Flow Rate (LPM)	Pressure Drop (kPa)	TC (W)	SHC (W)	Water Flow Rate (LPM)	Pressure Drop (kPa)	TC (W)	SHC (W)	Water Flow Rate (LPM)	Pressure Drop (kPa)	TC (W)	SHC (W)	Water Flow Rate (LPM)	Pressure Drop (kPa)
5	4	24	2,712	1,533	8.7	37.9	2,961	1,737	9.5	42.8	3,542	2,027	10.7	50.2	3,902	2,180	12.4	60.1
		25	3,074	1,803	9.9	45.3	3,356	2,044	10.9	51.0	4,014	2,385	12.3	59.4	4,422	2,565	14.2	70.7
		26	3,363	2,029	11.2	52.7	3,672	2,299	12.2	59.1	4,392	2,683	13.8	68.6	4,838	2,886	15.9	81.3
		27	3,616	2,254	12.4	60.1	3,948	2,555	13.6	67.2	4,723	2,981	15.4	77.7	5,203	3,206	17.7	91.8
		28	3,797	2,480	13.6	67.5	4,145	2,810	14.9	75.3	4,959	3,279	16.9	86.9	5,463	3,527	19.5	102.4
		29	3,978	2,728	14.9	74.9	4,343	3,091	16.3	83.4	5,195	3,607	18.4	96.1	5,723	3,880	21.3	113.0
		30	4,158	2,931	16.1	82.3	4,540	3,321	17.7	91.5	5,431	3,875	20.0	105.2	5,983	4,168	23.0	123.6
	5	24	2,297	1,412	6.2	23.1	2,406	1,535	6.9	27.2	3,321	1,993	9.1	40.4	3,653	2,112	10.7	50.2
		25	2,603	1,661	7.1	28.4	2,727	1,805	7.9	33.1	3,764	2,345	10.4	48.1	4,140	2,485	12.3	59.4
		26	2,848	1,868	8.0	33.7	2,984	2,031	8.9	39.0	4,118	2,638	11.7	55.9	4,530	2,795	13.8	68.6
		27	3,063	2,076	8.9	39.0	3,209	2,257	9.8	44.8	4,428	2,931	13.0	63.6	4,871	3,106	15.4	77.7
		28	3,216	2,284	9.7	44.3	3,369	2,482	10.8	50.7	4,649	3,224	14.3	71.4	5,114	3,417	16.9	86.9
		29	3,369	2,512	10.6	49.5	3,529	2,731	11.8	56.6	4,871	3,546	15.6	79.2	5,358	3,758	18.4	96.1
		30	3,522	2,699	11.5	54.8	3,690	2,934	12.8	62.5	5,092	3,810	16.9	86.9	5,601	4,038	20.0	105.2
	6	24	2,159	1,363	5.4	18.2	2,629	1,635	6.4	24.6	3,155	1,925	7.6	31.5	3,459	2,061	8.7	37.9
		25	2,446	1,603	6.1	22.8	2,979	1,924	7.4	30.1	3,575	2,264	8.7	38.0	3,920	2,425	9.9	45.3
		26	2,677	1,803	6.9	27.3	3,260	2,164	8.3	35.6	3,912	2,547	9.8	44.5	4,289	2,728	11.2	52.7
		27	2,878	2,004	7.7	31.9	3,505	2,405	9.2	41.1	4,206	2,830	10.9	51.0	4,612	3,031	12.4	60.1
		28	3,022	2,204	8.4	36.5	3,681	2,645	10.1	46.6	4,417	3,114	11.9	57.4	4,843	3,334	13.6	67.5
		29	3,166	2,425	9.2	41.1	3,856	2,910	11.1	52.1	4,627	3,425	13.0	63.9	5,073	3,667	14.9	74.9
		30	3,310	2,605	10.0	45.7	4,031	3,126	12.0	57.6	4,837	3,680	14.1	70.4	5,304	3,940	16.1	82.3
	7	24	1,937	1,260	4.5	12.7	2,325	1,482	4.8	14.7	2,795	1,754	5.9	21.1	3,072	1,874	6.4	24.6
		25	2,195	1,483	5.1	16.6	2,634	1,743	5.5	18.8	3,168	2,064	6.7	26.1	3,481	2,204	7.4	30.1
		26	2,402	1,668	5.7	20.4	2,882	1,961	6.2	22.9	3,466	2,322	7.5	31.1	3,809	2,480	8.3	35.6
		27	2,583	1,854	6.4	24.2	3,099	2,179	6.8	27.0	3,727	2,580	8.4	36.2	4,096	2,755	9.2	41.1
		28	2,712	2,039	7.0	28.0	3,254	2,397	7.5	31.1	3,913	2,838	9.2	41.2	4,300	3,031	10.1	46.6
		29	2,841	2,243	7.7	31.8	3,409	2,637	8.2	35.2	4,099	3,122	10.1	46.2	4,505	3,334	11.1	52.1
		30	2,970	2,410	8.3	35.6	3,564	2,833	8.9	39.3	4,286	3,354	10.9	51.2	4,710	3,582	12.0	57.6
	8	24	1,494	988	2.8	2.9	1,799	1,175	3.1	4.4	2,712	1,737	3.7	8.3	2,352	1,482	4.1	10.3
		25	1,694	1,162	3.2	5.3	2,039	1,383	3.5	7.0	3,074	2,044	4.3	11.5	2,666	1,743	4.6	13.7
		26	1,853	1,308	3.6	7.7	2,230	1,556	3.9	9.6	3,363	2,299	4.8	14.6	2,917	1,961	5.2	17.2
		27	1,992	1,453	4.0	10.1	2,398	1,728	4.4	12.2	3,616	2,555	5.3	17.8	3,136	2,179	5.8	20.6
		28	2,092	1,598	4.4	12.5	2,518	1,901	4.8	14.8	3,797	2,810	5.8	21.0	3,293	2,397	6.4	24.1
		29	2,192	1,758	4.8	14.9	2,638	2,091	5.2	17.4	3,978	3,091	6.4	24.2	3,450	2,637	6.9	27.6
		30	2,291	1,889	5.2	17.3	2,758	2,247	5.7	20.0	4,158	3,321	6.9	27.3	3,607	2,833	7.5	31.0
6	4	24	2,030	1,296	8.1	34.7	2,468	1,555	9.5	43.1	2,953	1,814	11.3	53.7	3,253	1,951	12.7	62.1
		25	2,301	1,524	9.3	41.6	2,798	1,829	10.9	51.2	3,347	2,134	12.9	63.3	3,687	2,295	14.5	73.0
		26	2,517	1,715	10.5	48.5	3,061	2,058	12.3	59.4	3,662	2,401	14.5	73.0	4,034	2,582	16.4	83.8
		27	2,707	1,905	11.6	55.5	3,291	2,286	13.6	67.5	3,937	2,667	16.2	82.6	4,337	2,869	18.2	94.7
		28	2,842	2,096	12.8	62.4	3,456	2,515	15.0	75.7	4,134	2,934	17.8	92.3	4,554	3,156	20.0	105.5
		29	2,978	2,305	13.9	69.3	3,620	2,766	16.4	83.8	4,331	3,227	19.4	101.9	4,771	3,471	21.8	116.4
		30	3,113	2,477	15.1	76.3	3,785	2,972	17.7	92.0	4,528	3,467	21.0	111.6	4,988	3,730	23.6	127.2
	5	24	1,915	1,280	5.3	17.8	2,197	1,452	6.4	24.1	2,768	1,783	8.6	37.6	3,045	1,890	9.5	42.7
		25	2,170	1,506	6.1	22.3	2,490	1,708	7.3	29.6	3,137	2,098	9.9	45.0	3,451	2,223	10.8	50.8
		26	2,374	1,694	6.8	26.8	2,724	1,921	8.2	35.0	3,433	2,360	11.1	52.3	3,776	2,501	12.2	58.8
		27	2,553	1,883	7.6	31.3	2,930	2,135	9.1	40.4	3,691	2,622	12.3	59.7	4,060	2,779	13.5	66.9
		28	2,681	2,071	8.3	35.9	3,076	2,348	10.0	45.9	3,876	2,885	13.6	67.0	4,263	3,057	14.9	75.0
		29	2,808	2,278	9.1	40.4	3,222	2,583	10.9	51.3	4,060	3,173	14.8	74.4	4,466	3,363	16.2	83.1
		30	2,936	2,448	9.9	44.9	3,369	2,775	11.8	56.7	4,245	3,409	16.0	81.8	4,669	3,613	17.6	91.2
	6	24	1,799	1,250	5.0	15.7	2,192	1,463	5.3	17.8	2,630	1,722	6.5	24.9	2,884	1,844	7.1	28.7
		25	2,039	1,470	5.7	19.9	2,484	1,721	6.1	22.3	2,981	2,026	7.4	30.5	3,268	2,170	8.2	34.8
		26	2,231	1,654	6.4	24.1	2,718	1,937	6.8	26.8	3,261	2,279	8.4	36.0	3,576	2,441	9.2	40.9
		27	2,399	1,838	7.1	28.3	2,922	2,152	7.6	31.3	3,507	2,533	9.3	41.6	3,845	2,712	10.2	47.0
		28	2,519	2,022	7.8	32.5	3,068	2,367	8.3	35.9	3,682	2,786	10.2	47.1	4,037	2,983	11.2	53.1
		29	2,639	2,224	8.5	36.8	3,214	2,604	9.1	40.4	3,857	3,065	11.2	52.7	4,229	3,282	12.2	59.2
		30	2,759	2,389	9.2	41.0	3,361	2,797	9.9	44.9	4,033	3,293	12.1	58.2	4,422	3,526	13.3	65.3
	7	24	1,615	1,128	3.8	8.9	1,938	1,326	4.1	10.6	2,330	1,570	5.0	16.1	2,561	1,677	5.5	19.0
		25	1,830	1,327	4.4	12.2	2,196	1,560	4.7	14.1	2,641	1,847	5.7	20.4	2,902	1,972	6.3	23.7
		26	2,002	1,493	4.9	15.4	2,403	1,755	5.3	17.6	2,889	2,078	6.5	24.6	3,175	2,219	7.1	28.4
		27	2,153	1,659	5.5	18.7	2,584	1,950	5.9	21.1	3,107	2,309	7.2	28.9	3,414	2,466	7.9	33.1
		28	2,261	1,824	6.0	21.9	2,713	2,145	6.4	24.6	3,262	2,539	7.9	33.2	3,585	2,712	8.7	37.9
		29	2,369	2,007	6.5	25.2	2,842	2,360	7.0	28.1	3,417	2,793	8.6	37.5	3,756	2,983	9.5	42.6
		30	2,476	2,156	7.1	28.4	2,971	2,535	7.6	31.6	3,573	3,001	9.3	41.8	3,926	3,205	10.2	47.3
	8	24	1,246	884	2.4	0.5	1,500	1,052	2.6	1.7	2,261	1,555	3.2	5.1	1,961	1,326	3.5	6.8
		25	1,412	1,040	2.7	2.5	1,699	1,237	3.0	4.0	2,562	1,829	3.6	7.8	2,222	1,560	4.0	9.7
		26	1,545	1,170	3.1	4.6	1,859	1,392	3.4	6.2	2,803	2,058	4.1	10.5	2,432	1,755	4.5	12.7
		27	1,661	1,300	3.4	6.6	1,999	1,547	3.7	8.4	3,014	2,286	4.5	13.2	2,615	1,950	5.0	15.7
		28	1,744	1,430	3.8	8.7	2,099	1,701	4.1	10.6	3,165	2,515	5.0	16.0	2,745	2,145	5.4	18.6
		29	1,827	1,573	4.1	10.7	2,199	1,871	4.5	12.9	3,316	2,766	5.5	18.7	2,876	2,360	5.9	21.6
		30	1,910	1,651	4.5	12.8	2,299	1,964	4.9	15.1	3,467	2,903	5.9	21.4	3,007	2,477	6.4	24.5

Note

1. TC : Total capacity(W), SHC : Sensible Heat Capacity(W)
2. Performances are based on the following conditions :
   1) Cooling
      - Inlet/Outlet Water Temp. 7°C / 12°C, Indoor Air Temp. 27°CDB / 19°CWB

6. Capacity Tables

Inlet Water Temp. (℃)	Water Temp Difference (℃)	Air Temp (℃ DB)	Air Temp(17℃ WB)				Air Temp(19℃ WB)				Air Temp(21℃ WB)				Air Temp(23℃ WB)			
			TC (W)	SHC (W)	Water Flow Rate (LPM)	Pressure Drop (kPa)	TC (W)	SHC (W)	Water Flow Rate (LPM)	Pressure Drop (kPa)	TC (W)	SHC (W)	Water Flow Rate (LPM)	Pressure Drop (kPa)	TC (W)	SHC (W)	Water Flow Rate (LPM)	Pressure Drop (kPa)
7	4	24	1,841	1,175	7.8	32.7	2,239	1,410	8.3	35.8	2,678	1,645	10.2	47.1	2,950	1,770	11.3	53.3
		25	2,087	1,382	8.9	39.4	2,538	1,659	9.5	42.9	3,036	1,935	11.7	55.8	3,344	2,082	12.9	62.9
		26	2,283	1,555	10.0	46.0	2,776	1,866	10.7	50.0	3,321	2,177	13.1	64.5	3,659	2,342	14.5	72.5
		27	2,455	1,728	11.2	52.7	2,985	2,074	11.9	57.1	3,571	2,419	14.6	73.2	3,934	2,602	16.1	82.0
		28	2,578	1,901	12.3	59.3	3,135	2,281	13.1	64.2	3,750	2,661	16.1	82.0	4,131	2,862	17.7	91.6
		29	2,701	2,091	13.4	66.0	3,284	2,509	14.3	71.3	3,928	2,927	17.5	90.7	4,327	3,149	19.3	101.2
		30	2,823	2,246	14.5	72.7	3,433	2,696	15.5	78.4	4,107	3,145	19.0	99.4	4,524	3,383	20.9	110.8
	5	24	1,737	1,161	4.9	15.2	2,093	1,382	5.7	20.4	2,511	1,617	7.0	27.9	2,762	1,714	7.7	32.0
		25	1,968	1,366	5.6	19.4	2,372	1,626	6.6	25.3	2,846	1,903	8.0	33.9	3,130	2,017	8.8	38.6
		26	2,154	1,537	6.3	23.5	2,595	1,830	7.4	30.2	3,114	2,141	9.0	39.9	3,425	2,269	9.9	45.1
		27	2,316	1,708	7.0	27.7	2,700	1,943	8.2	32.0	3,348	2,379	10.0	45.8	3,683	2,521	11.0	51.7
		28	2,431	1,878	7.7	31.9	2,930	2,236	9.0	39.9	3,515	2,616	11.0	51.8	3,867	2,773	12.1	58.3
		29	2,547	2,066	8.4	36.0	3,069	2,460	9.8	44.8	3,683	2,878	12.0	57.8	4,051	3,050	13.2	64.8
		30	2,663	2,220	9.1	40.2	3,209	2,643	10.7	49.7	3,850	3,092	13.0	63.7	4,235	3,277	14.3	71.4
	6	24	1,632	1,134	4.0	10.1	1,988	1,327	4.3	11.8	2,385	1,562	5.3	17.6	2,616	1,673	5.8	20.7
		25	1,850	1,334	4.6	13.5	2,253	1,561	4.9	15.5	2,704	1,838	6.0	22.1	2,964	1,968	6.6	25.7
		26	2,024	1,500	5.2	16.9	2,465	1,757	5.5	19.1	2,958	2,068	6.8	26.6	3,243	2,214	7.5	30.6
		27	2,176	1,667	5.7	20.4	2,651	1,952	6.2	22.8	3,181	2,297	7.5	31.1	3,488	2,460	8.3	35.5
		28	2,285	1,834	6.3	23.8	2,783	2,147	6.8	26.5	3,340	2,527	8.3	35.6	3,662	2,706	9.1	40.5
		29	2,394	2,017	6.9	27.2	2,916	2,362	7.4	30.2	3,499	2,780	9.1	40.1	3,836	2,977	9.9	45.4
		30	2,503	2,167	7.5	30.6	3,048	2,537	8.0	33.8	3,658	2,986	9.8	44.6	4,011	3,198	10.8	50.4
	7	24	1,465	1,023	3.1	4.6	1,758	1,203	3.3	6.0	2,113	1,424	4.1	10.4	2,323	1,521	4.5	12.8
		25	1,660	1,204	3.5	7.2	1,992	1,415	3.8	8.8	2,395	1,675	4.7	13.9	2,632	1,789	5.1	16.6
		26	1,816	1,354	4.0	9.9	2,180	1,592	4.3	11.7	2,621	1,885	5.2	17.4	2,880	2,013	5.8	20.5
		27	1,953	1,504	4.4	12.5	2,344	1,769	4.8	14.5	2,818	2,094	5.8	20.9	3,097	2,236	6.4	24.3
		28	2,051	1,655	4.9	15.2	2,461	1,946	5.2	17.3	2,959	2,303	6.4	24.3	3,252	2,460	7.0	28.1
		29	2,148	1,820	5.3	17.8	2,578	2,140	5.7	20.2	3,100	2,534	7.0	27.8	3,407	2,706	7.7	31.9
		30	2,246	1,956	5.8	20.5	2,695	2,299	6.2	23.0	3,241	2,722	7.6	31.3	3,561	2,907	8.3	35.7
	8	24	1,130	802	2.0	0.1	1,360	954	2.1	0.1	2,051	1,410	2.6	1.5	1,779	1,203	2.8	2.9
		25	1,281	943	2.2	0.1	1,541	1,122	2.4	0.6	2,324	1,659	3.0	3.7	2,016	1,415	3.2	5.3
		26	1,401	1,061	2.5	1.1	1,687	1,262	2.7	2.4	2,543	1,866	3.3	5.9	2,205	1,592	3.6	7.7
		27	1,507	1,179	2.8	2.7	1,814	1,403	3.0	4.2	2,734	2,074	3.7	8.1	2,372	1,769	4.0	10.1
		28	1,582	1,297	3.1	4.4	1,904	1,543	3.3	6.0	2,871	2,281	4.1	10.3	2,490	1,946	4.4	12.5
		29	1,657	1,427	3.3	6.1	1,995	1,697	3.6	7.8	3,008	2,509	4.4	12.5	2,609	2,140	4.8	14.9
		30	1,733	1,498	3.6	7.7	2,086	1,782	3.9	9.6	3,144	2,634	4.8	14.7	2,727	2,246	5.2	17.3
8	4	24	1,492	995	7.3	29.9	1,814	1,193	7.8	32.9	2,170	1,392	9.6	43.5	2,390	1,498	10.6	49.3
		25	1,690	1,170	8.4	36.2	2,055	1,404	8.9	39.5	2,459	1,638	11.0	51.7	2,708	1,762	12.1	58.3
		26	1,850	1,316	9.4	42.5	2,249	1,580	10.1	46.2	2,690	1,843	12.4	59.9	2,963	1,982	13.6	67.4
		27	1,989	1,463	10.5	48.7	2,418	1,755	11.2	52.9	2,893	2,048	13.7	68.1	3,186	2,203	15.1	76.4
		28	2,088	1,609	11.5	55.0	2,539	1,931	12.3	59.6	3,037	2,252	15.1	76.3	3,346	2,423	16.6	85.4
		29	2,188	1,770	12.6	61.3	2,660	2,124	13.4	66.2	3,182	2,478	16.5	84.5	3,505	2,665	18.1	94.4
		30	2,287	1,901	13.6	67.5	2,781	2,282	14.5	72.9	3,327	2,662	17.9	92.7	3,664	2,863	19.7	103.5
	5	24	1,407	983	4.6	13.5	1,883	1,272	5.6	19.3	2,034	1,369	6.6	25.4	2,237	1,451	7.2	29.3
		25	1,594	1,156	5.2	17.4	2,134	1,496	6.4	24.1	2,305	1,611	7.5	31.1	2,536	1,707	8.3	35.5
		26	1,744	1,301	5.9	21.3	2,335	1,683	7.2	28.8	2,522	1,812	8.5	36.7	2,774	1,920	9.3	41.6
		27	1,876	1,445	6.6	25.3	2,511	1,870	8.0	33.6	2,712	2,013	9.4	42.3	2,983	2,134	10.3	47.8
		28	1,970	1,590	7.2	29.2	2,637	2,057	8.7	38.3	2,847	2,215	10.4	47.9	3,132	2,347	11.4	54.0
		29	2,063	1,749	7.9	33.1	2,762	2,263	9.5	43.1	2,983	2,436	11.3	53.5	3,281	2,582	12.4	60.2
		30	2,157	1,879	8.5	37.0	2,888	2,431	10.3	47.8	3,119	2,617	12.2	59.2	3,431	2,774	13.4	66.3
	6	24	1,322	959	3.8	8.7	1,610	1,123	4.1	10.3	1,932	1,322	5.0	15.8	2,119	1,416	5.5	18.7
		25	1,498	1,129	4.3	11.9	1,825	1,322	4.6	13.7	2,190	1,556	5.7	20.0	2,401	1,666	6.2	23.3
		26	1,639	1,270	4.9	15.1	1,997	1,487	5.2	17.2	2,396	1,750	6.4	24.2	2,627	1,874	7.0	28.0
		27	1,763	1,411	5.4	18.3	2,147	1,652	5.8	20.6	2,576	1,944	7.1	28.5	2,825	2,082	7.8	32.6
		28	1,851	1,552	5.9	21.6	2,254	1,817	6.4	24.1	2,705	2,139	7.8	32.7	2,966	2,290	8.6	37.3
		29	1,939	1,637	6.5	24.8	2,362	1,916	6.9	27.6	2,834	2,256	8.5	37.0	3,107	2,415	9.4	41.9
		30	2,027	1,736	7.0	28.0	2,469	2,098	7.5	31.0	2,963	2,469	9.2	41.2	3,249	2,644	10.1	46.6
	7	24	1,186	866	2.9	3.5	1,424	1,018	3.1	4.8	1,712	1,205	3.8	9.0	1,881	1,287	4.2	11.2
		25	1,345	1,019	3.3	6.0	1,614	1,198	3.6	7.5	1,940	1,418	4.4	12.3	2,132	1,514	4.8	14.8
		26	1,471	1,146	3.7	8.5	1,765	1,347	4.0	10.1	2,123	1,595	4.9	15.5	2,333	1,704	5.4	18.4
		27	1,582	1,273	4.2	11.0	1,898	1,497	4.5	12.8	2,282	1,772	5.5	18.8	2,508	1,893	6.0	22.0
		28	1,661	1,401	4.6	13.5	1,993	1,647	4.9	15.5	2,397	1,950	6.0	22.1	2,634	2,082	6.6	25.6
		29	1,740	1,477	5.0	15.9	2,088	1,737	5.4	18.2	2,511	2,056	6.6	25.3	2,759	2,196	7.2	29.2
		30	1,819	1,566	5.4	18.4	2,183	1,841	5.8	20.8	2,625	2,180	7.1	28.6	2,885	2,366	7.8	32.8
	8	24	915	679	1.8	0.1	1,102	807	2.0	0.1	1,661	1,193	2.4	0.6	1,441	1,018	2.6	1.9
		25	1,037	798	2.1	0.1	1,249	950	2.3	0.1	1,882	1,404	2.8	2.7	1,633	1,198	3.0	4.2
		26	1,135	898	2.4	0.2	1,366	1,069	2.6	1.4	2,060	1,580	3.1	4.8	1,786	1,347	3.4	6.4
		27	1,220	998	2.6	1.8	1,469	1,187	2.9	3.1	2,215	1,755	3.5	6.8	1,921	1,497	3.8	8.7
		28	1,281	1,098	2.9	3.3	1,542	1,306	3.1	4.8	2,325	1,931	3.8	8.9	2,017	1,647	4.2	10.9
		29	1,342	1,158	3.1	4.9	1,616	1,377	3.4	6.6	2,436	2,036	4.2	11.0	2,113	1,737	4.5	13.2
		30	1,403	1,218	3.4	6.5	1,689	1,449	3.7	8.3	2,547	2,141	4.5	13.0	2,209	1,841	4.9	15.4

Note

1. TC : Total capacity(W), SHC : Sensible Heat Capacity(W)
2. Performances are based on the following conditions :
   1) Cooling
      - Inlet/Outlet Water Temp. 7°C / 12°C, Indoor Air Temp. 27°CDB / 19°CWB

6. Capacity Tables

Inlet Water Temp. (℃)	Water Temp Difference (℃)	Air Temp (℃ DB)	Air Temp(17℃ WB)				Air Temp(19℃ WB)				Air Temp(21℃ WB)				Air Temp(23℃ WB)			
			TC (W)	SHC (W)	Water Flow Rate (LPM)	Pressure Drop (kPa)	TC (W)	SHC (W)	Water Flow Rate (LPM)	Pressure Drop (kPa)	TC (W)	SHC (W)	Water Flow Rate (LPM)	Pressure Drop (kPa)	TC (W)	SHC (W)	Water Flow Rate (LPM)	Pressure Drop (kPa)
9	4	24	1,238	849	6.2	23.0	1,505	1,019	6.6	25.5	1,801	1,189	8.1	34.4	1,984	1,278	8.9	39.3
		25	1,403	999	7.1	28.3	1,706	1,199	7.5	31.1	2,041	1,398	9.2	41.3	2,248	1,504	10.2	46.9
		26	1,535	1,124	8.0	33.6	1,867	1,348	8.5	36.7	2,233	1,573	10.4	48.2	2,460	1,692	11.5	54.5
		27	1,651	1,249	8.8	38.8	2,007	1,498	9.4	42.3	2,401	1,748	11.6	55.1	2,645	1,880	12.7	62.1
		28	1,733	1,373	9.7	44.1	2,108	1,648	10.4	47.9	2,521	1,923	12.7	62.0	2,777	2,068	14.0	69.7
		29	1,816	1,511	10.6	49.4	2,208	1,813	11.3	53.6	2,641	2,115	13.9	68.9	2,910	2,275	15.3	77.3
		30	1,899	1,623	11.5	54.7	2,308	1,948	12.2	59.2	2,761	2,272	15.0	75.8	3,042	2,444	16.5	84.9
	5	24	1,168	839	3.9	9.2	1,716	1,175	5.1	16.6	1,688	1,169	5.5	19.2	1,857	1,239	6.1	22.5
		25	1,324	987	4.4	12.5	1,945	1,382	5.8	21.0	1,914	1,375	6.3	23.9	2,105	1,457	7.0	27.7
		26	1,448	1,110	5.0	15.8	2,128	1,555	6.6	25.3	2,094	1,547	7.1	28.7	2,303	1,639	7.8	32.9
		27	1,557	1,234	5.5	19.1	2,288	1,728	7.3	29.7	2,251	1,719	7.9	33.4	2,476	1,821	8.7	38.1
		28	1,635	1,357	6.1	22.4	2,402	1,901	8.0	34.0	2,364	1,890	8.7	38.1	2,600	2,004	9.6	43.3
		29	1,713	1,431	6.6	25.7	2,517	2,005	8.8	38.4	2,476	1,994	9.5	42.9	2,724	2,113	10.4	48.5
		30	1,791	1,505	7.2	28.9	2,631	2,108	9.5	42.7	2,589	2,097	10.3	47.6	2,848	2,222	11.3	53.6
	6	24	1,097	819	3.2	5.1	1,337	959	3.4	6.5	1,604	1,129	4.2	11.1	1,759	1,209	4.6	13.5
		25	1,244	964	3.6	7.8	1,515	1,128	3.9	9.4	1,818	1,328	4.8	14.6	1,993	1,422	5.2	17.4
		26	1,361	1,084	4.1	10.5	1,657	1,269	4.4	12.3	1,989	1,494	5.4	18.2	2,181	1,600	5.9	21.3
		27	1,463	1,204	4.5	13.2	1,782	1,410	4.9	15.2	2,139	1,660	6.0	21.8	2,345	1,777	6.6	25.3
		28	1,536	1,289	5.0	16.0	1,871	1,509	5.4	18.1	2,246	1,776	6.6	25.3	2,462	1,902	7.2	29.2
		29	1,610	1,361	5.5	18.7	1,960	1,593	5.8	21.0	2,352	1,876	7.2	28.9	2,579	2,008	7.9	33.1
		30	1,683	1,445	5.9	21.4	2,050	1,692	6.3	23.9	2,459	1,992	7.8	32.5	2,697	2,133	8.5	37.0
	7	24	985	739	2.5	0.8	1,182	869	2.6	1.8	1,421	1,029	3.2	5.4	1,562	1,099	3.5	7.3
		25	1,116	870	2.8	2.9	1,339	1,022	3.0	4.1	1,611	1,210	3.7	8.1	1,770	1,293	4.1	10.3
		26	1,221	978	3.2	4.9	1,466	1,150	3.4	6.3	1,762	1,362	4.2	10.9	1,937	1,454	4.6	13.3
		27	1,313	1,087	3.5	7.0	1,576	1,278	3.8	8.6	1,895	1,513	4.6	13.6	2,082	1,616	5.1	16.3
		28	1,379	1,163	3.9	9.1	1,655	1,367	4.1	10.8	1,989	1,619	5.1	16.4	2,186	1,729	5.6	19.4
		29	1,445	1,228	4.2	11.2	1,733	1,444	4.5	13.1	2,084	1,710	5.5	19.1	2,291	1,826	6.1	22.4
		30	1,510	1,304	4.6	13.3	1,812	1,533	4.9	15.3	2,179	1,815	6.0	21.9	2,395	1,939	6.6	25.4
	8	24	760	579	1.5	0.1	915	689	1.7	0.1	1,379	1,019	2.0	0.1	1,196	869	2.2	0.1
		25	861	682	1.8	0.1	1,036	811	1.9	0.1	1,563	1,199	2.3	0.1	1,355	1,022	2.5	1.3
		26	942	767	2.0	0.1	1,134	912	2.2	0.1	1,710	1,348	2.6	1.8	1,483	1,150	2.9	3.2
		27	1,013	852	2.2	0.1	1,219	1,014	2.4	0.4	1,838	1,498	2.9	3.5	1,595	1,278	3.2	5.1
		28	1,064	912	2.4	0.6	1,280	1,084	2.6	1.9	1,930	1,603	3.2	5.3	1,674	1,367	3.5	7.0
		29	1,114	963	2.7	1.9	1,341	1,145	2.9	3.3	2,022	1,693	3.5	7.0	1,754	1,444	3.8	8.9
		30	1,165	1,022	2.9	3.2	1,402	1,216	3.1	4.8	2,114	1,798	3.8	8.8	1,834	1,533	4.1	10.8

Note

1. TC : Total capacity(W), SHC : Sensible Heat Capacity(W)
2. Performances are based on the following conditions :
   1) Cooling
      - Inlet/Outlet Water Temp. 7°C / 12°C, Indoor Air Temp. 27°CDB / 19°CWB

6. Capacity Tables

◆ WF4A009C2TA

Inlet Water Temp. (℃)	Water Temp Difference (℃)	Air Temp (℃ DB)	Air Temp(17℃ WB)				Air Temp(19℃ WB)				Air Temp(21℃ WB)				Air Temp(23℃ WB)			
			TC (W)	SHC (W)	Water Flow Rate (LPM)	Pressure Drop (kPa)	TC (W)	SHC (W)	Water Flow Rate (LPM)	Pressure Drop (kPa)	TC (W)	SHC (W)	Water Flow Rate (LPM)	Pressure Drop (kPa)	TC (W)	SHC (W)	Water Flow Rate (LPM)	Pressure Drop (kPa)
5	4	24	3,201	1,820	10.6	49.3	3,495	2,062	11.6	55.3	4,181	2,406	13.1	64.3	4,605	2,588	15.1	76.4
		25	3,628	2,141	12.1	58.3	3,961	2,426	13.2	65.2	4,738	2,830	15.0	75.5	5,219	3,044	17.3	89.3
		26	3,969	2,408	13.6	67.3	4,334	2,729	14.9	75.1	5,184	3,184	16.8	86.7	5,711	3,425	19.4	102.2
		27	4,268	2,676	15.1	76.4	4,660	3,033	16.6	85.0	5,574	3,538	18.7	97.9	6,141	3,806	21.6	115.1
		28	4,481	2,943	16.6	85.4	4,893	3,336	18.2	94.8	5,853	3,892	20.6	109.0	6,448	4,186	23.8	127.9
		29	4,695	3,238	18.1	94.4	5,126	3,669	19.9	104.7	6,132	4,281	22.5	120.2	6,755	4,605	25.9	140.8
		30	4,908	3,478	19.7	103.4	5,359	3,942	21.5	114.6	6,411	4,599	24.3	131.4	7,062	4,947	28.1	153.7
	5	24	2,711	1,676	7.6	31.2	2,840	1,821	8.4	36.2	3,919	2,365	11.1	52.3	4,311	2,507	13.1	64.3
		25	3,072	1,971	8.6	37.7	3,219	2,143	9.6	43.4	4,442	2,783	12.7	61.8	4,886	2,949	15.0	75.5
		26	3,362	2,218	9.7	44.1	3,522	2,411	10.8	50.6	4,860	3,131	14.3	71.2	5,346	3,318	16.8	86.7
		27	3,615	2,464	10.8	50.6	3,787	2,678	12.0	57.7	5,226	3,478	15.8	80.7	5,749	3,687	18.7	97.9
		28	3,795	2,711	11.9	57.0	3,976	2,946	13.2	64.9	5,487	3,826	17.4	90.1	6,036	4,055	20.6	109.0
		29	3,976	2,982	13.0	63.5	4,166	3,241	14.4	72.1	5,749	4,209	19.0	99.6	6,323	4,461	22.5	120.2
		30	4,157	3,203	14.0	69.9	4,355	3,482	15.6	79.2	6,010	4,522	20.6	109.0	6,611	4,793	24.3	131.4
	6	24	2,548	1,617	6.6	25.2	3,103	1,941	7.9	33.0	3,724	2,284	9.3	41.5	4,083	2,446	10.6	49.3
		25	2,887	1,903	7.5	30.8	3,517	2,283	9.0	39.7	4,220	2,688	10.6	49.4	4,627	2,878	12.1	58.3
		26	3,159	2,141	8.4	36.4	3,848	2,569	10.1	46.4	4,617	3,024	11.9	57.3	5,063	3,238	13.6	67.3
		27	3,397	2,378	9.4	42.0	4,137	2,854	11.2	53.2	4,965	3,360	13.2	65.2	5,444	3,597	15.1	76.4
		28	3,567	2,616	10.3	47.6	4,344	3,140	12.4	59.9	5,213	3,696	14.6	73.1	5,716	3,957	16.6	85.4
		29	3,737	2,878	11.2	53.2	4,551	3,454	13.5	66.6	5,461	4,065	15.9	81.0	5,988	4,353	18.1	94.4
		30	3,906	3,092	12.2	58.7	4,758	3,710	14.6	73.3	5,709	4,367	17.2	88.9	6,260	4,677	19.7	103.4
	7	24	2,286	1,496	5.4	18.6	2,744	1,759	5.8	21.0	3,299	2,082	7.2	28.8	3,626	2,224	7.9	33.0
		25	2,591	1,760	6.2	23.2	3,109	2,069	6.7	26.0	3,739	2,450	8.2	34.9	4,109	2,616	9.0	39.7
		26	2,835	1,980	7.0	27.9	3,402	2,328	7.5	31.0	4,091	2,756	9.2	41.0	4,496	2,943	10.1	46.4
		27	3,048	2,200	7.8	32.5	3,658	2,587	8.4	36.0	4,399	3,062	10.2	47.1	4,834	3,270	11.2	53.2
		28	3,201	2,420	8.6	37.2	3,841	2,845	9.2	40.9	4,618	3,368	11.2	53.2	5,076	3,597	12.4	59.9
		29	3,353	2,662	9.3	41.8	4,024	3,130	10.0	45.9	4,838	3,705	12.3	59.3	5,317	3,957	13.5	66.6
		30	3,506	2,860	10.1	46.4	4,207	3,363	10.9	50.9	5,058	3,981	13.3	65.4	5,559	4,251	14.6	73.3
	8	24	1,764	1,173	3.4	6.6	2,123	1,395	3.7	8.4	3,201	2,062	4.5	13.2	2,776	1,759	4.9	15.6
		25	1,999	1,379	3.9	9.5	2,406	1,641	4.3	11.5	3,628	2,426	5.2	17.0	3,146	2,069	5.6	19.8
		26	2,187	1,552	4.4	12.4	2,633	1,846	4.8	14.7	3,969	2,729	5.8	20.9	3,443	2,328	6.4	24.0
		27	2,352	1,724	4.9	15.3	2,831	2,051	5.3	17.9	4,268	3,033	6.5	24.8	3,702	2,587	7.1	28.2
		28	2,469	1,897	5.4	18.3	2,972	2,257	5.9	21.1	4,481	3,336	7.1	28.7	3,887	2,845	7.8	32.4
		29	2,587	2,086	5.9	21.2	3,114	2,482	6.4	24.3	4,695	3,669	7.8	32.5	4,072	3,130	8.5	36.6
		30	2,704	2,242	6.4	24.1	3,255	2,667	6.9	27.5	4,908	3,942	8.4	36.4	4,257	3,363	9.2	40.9
6	4	24	2,396	1,538	9.9	45.3	2,914	1,845	11.6	55.6	3,485	2,153	13.8	68.5	3,839	2,316	15.5	78.8
		25	2,716	1,809	11.3	53.8	3,302	2,171	13.3	65.5	3,950	2,533	15.8	80.3	4,351	2,724	17.7	92.0
		26	2,971	2,035	12.8	62.2	3,613	2,442	15.0	75.5	4,322	2,849	17.7	92.0	4,761	3,065	20.0	105.3
		27	3,195	2,261	14.2	70.7	3,885	2,714	16.6	85.4	4,647	3,166	19.7	103.8	5,119	3,405	22.2	118.5
		28	3,355	2,487	15.6	79.1	4,079	2,985	18.3	95.3	4,879	3,482	21.7	115.6	5,375	3,746	24.4	131.7
		29	3,514	2,736	17.0	87.6	4,273	3,283	20.0	105.3	5,112	3,831	23.7	127.3	5,631	4,120	26.6	145.0
		30	3,674	2,940	18.4	96.1	4,467	3,528	21.6	115.2	5,344	4,116	25.6	139.1	5,887	4,427	28.8	158.2
	5	24	2,260	1,520	6.5	24.7	2,593	1,723	7.8	32.5	3,267	2,117	10.5	48.9	3,594	2,243	11.6	55.1
		25	2,561	1,788	7.4	30.2	2,939	2,027	8.9	39.1	3,703	2,490	12.0	57.9	4,073	2,639	13.2	65.0
		26	2,802	2,011	8.3	35.8	3,216	2,280	10.0	45.7	4,052	2,801	13.5	66.9	4,457	2,969	14.9	74.8
		27	3,013	2,235	9.2	41.3	3,458	2,534	11.1	52.4	4,357	3,113	15.0	75.8	4,792	3,299	16.5	84.7
		28	3,164	2,458	10.2	46.8	3,631	2,787	12.2	59.0	4,574	3,424	16.5	84.8	5,032	3,629	18.2	94.5
		29	3,315	2,704	11.1	52.3	3,803	3,066	13.3	65.6	4,792	3,766	18.0	93.8	5,272	3,992	19.8	104.4
		30	3,465	2,905	12.0	57.8	3,976	3,294	14.4	72.2	5,010	4,046	19.5	102.8	5,511	4,288	21.5	114.2
	6	24	2,124	1,483	6.0	22.1	2,587	1,737	6.5	24.7	3,104	2,044	7.9	33.5	3,404	2,189	8.7	38.1
		25	2,407	1,745	6.9	27.3	2,932	2,043	7.4	30.2	3,518	2,405	9.1	40.2	3,857	2,575	10.0	45.5
		26	2,634	1,963	7.8	32.4	3,208	2,299	8.3	35.8	3,849	2,706	10.2	47.0	4,220	2,897	11.2	53.0
		27	2,832	2,181	8.6	37.6	3,449	2,554	9.2	41.3	4,139	3,006	11.3	53.8	4,538	3,219	12.4	60.4
		28	2,973	2,400	9.5	42.7	3,621	2,809	10.2	46.8	4,346	3,307	12.5	60.5	4,765	3,541	13.7	67.8
		29	3,115	2,640	10.3	47.9	3,794	3,090	11.1	52.3	4,553	3,637	13.6	67.3	4,992	3,895	14.9	75.3
		30	3,257	2,836	11.2	53.0	3,966	3,320	12.0	57.8	4,760	3,908	14.7	74.1	5,219	4,185	16.2	82.7
	7	24	1,906	1,339	4.7	13.9	2,287	1,574	5.0	16.0	2,750	1,863	6.1	22.7	3,022	1,990	6.7	26.3
		25	2,160	1,575	5.3	17.9	2,592	1,852	5.7	20.2	3,117	2,192	7.0	27.9	3,425	2,341	7.7	32.0
		26	2,363	1,772	6.0	21.8	2,836	2,083	6.4	24.5	3,410	2,466	7.9	33.1	3,748	2,634	8.6	37.7
		27	2,541	1,969	6.7	25.8	3,050	2,314	7.1	28.8	3,667	2,740	8.7	38.3	4,030	2,926	9.6	43.5
		28	2,668	2,166	7.3	29.8	3,202	2,546	7.9	33.0	3,850	3,014	9.6	43.5	4,231	3,219	10.6	49.2
		29	2,796	2,382	8.0	33.8	3,355	2,801	8.6	37.3	4,034	3,316	10.5	48.8	4,433	3,541	11.5	54.9
		30	2,923	2,559	8.6	37.7	3,507	3,009	9.3	41.6	4,217	3,562	11.4	54.0	4,634	3,804	12.5	60.7
	8	24	1,470	1,049	2.9	3.6	1,770	1,248	3.2	5.2	2,668	1,845	3.9	9.3	2,314	1,574	4.2	11.3
		25	1,666	1,234	3.4	6.1	2,006	1,469	3.6	7.9	3,024	2,171	4.4	12.6	2,623	1,852	4.8	14.9
		26	1,823	1,389	3.8	8.6	2,195	1,652	4.1	10.6	3,309	2,442	5.0	15.9	2,870	2,083	5.4	18.5
		27	1,960	1,543	4.2	11.1	2,360	1,836	4.6	13.3	3,558	2,714	5.5	19.2	3,086	2,314	6.0	22.1
		28	2,059	1,697	4.6	13.6	2,478	2,019	5.0	16.0	3,736	2,985	6.1	22.5	3,240	2,546	6.6	25.7
		29	2,157	1,867	5.0	16.1	2,596	2,221	5.5	18.8	3,914	3,283	6.7	25.8	3,395	2,801	7.2	29.4
		30	2,255	1,960	5.4	18.6	2,714	2,331	5.9	21.5	4,092	3,446	7.2	29.1	3,549	2,939	7.8	33.0

Note

1. TC : Total capacity(W), SHC : Sensible Heat Capacity(W)
2. Performances are based on the following conditions :
   1) Cooling
      - Inlet/Outlet Water Temp. 7°C / 12°C, Indoor Air Temp. 27°CDB / 19°CWB

6. Capacity Tables

Inlet Water Temp. (℃)	Water Temp Difference (℃)	Air Temp (℃ DB)	Air Temp(17℃ WB)				Air Temp(19℃ WB)				Air Temp(21℃ WB)				Air Temp(23℃ WB)			
			TC (W)	SHC (W)	Water Flow Rate (LPM)	Pressure Drop (kPa)	TC (W)	SHC (W)	Water Flow Rate (LPM)	Pressure Drop (kPa)	TC (W)	SHC (W)	Water Flow Rate (LPM)	Pressure Drop (kPa)	TC (W)	SHC (W)	Water Flow Rate (LPM)	Pressure Drop (kPa)
7	4	24	2,173	1,395	9.5	42.9	2,643	1,674	10.2	46.7	3,161	1,953	12.5	60.5	3,482	2,100	13.7	68.0
		25	2,463	1,641	10.9	51.1	2,995	1,969	11.6	55.4	3,583	2,297	14.2	71.1	3,947	2,471	15.7	79.7
		26	2,695	1,846	12.2	59.2	3,277	2,215	13.1	64.0	3,920	2,584	16.0	81.7	4,318	2,780	17.6	91.4
		27	2,898	2,051	13.6	67.3	3,524	2,461	14.5	72.7	4,215	2,871	17.8	92.4	4,643	3,089	19.6	103.1
		28	3,043	2,256	15.0	75.4	3,700	2,707	16.0	81.3	4,426	3,159	19.6	103.0	4,875	3,398	21.6	114.8
		29	3,188	2,482	16.3	83.5	3,876	2,978	17.4	90.0	4,637	3,474	21.4	113.6	5,107	3,737	23.5	126.5
		30	3,333	2,666	17.7	91.6	4,052	3,200	18.9	98.6	4,847	3,733	23.1	124.2	5,340	4,015	25.5	138.2
	5	24	2,050	1,378	6.0	21.6	2,470	1,641	7.0	27.9	2,964	1,920	8.5	37.1	3,260	2,035	9.4	42.1
		25	2,323	1,622	6.8	26.7	2,799	1,930	8.0	33.9	3,359	2,259	9.8	44.4	3,695	2,394	10.7	50.1
		26	2,542	1,824	7.7	31.8	3,062	2,172	9.0	39.8	3,675	2,541	11.0	51.7	4,042	2,693	12.1	58.1
		27	2,733	2,027	8.5	36.8	3,200	2,320	10.0	47.7	3,952	2,823	12.2	58.9	4,347	2,992	13.4	66.1
		28	2,870	2,230	9.4	41.9	3,458	2,654	11.0	51.8	4,149	3,106	13.4	66.2	4,564	3,291	14.7	74.1
		29	3,007	2,453	10.2	47.0	3,622	2,920	12.0	57.7	4,347	3,416	14.6	73.5	4,781	3,620	16.1	82.1
		30	3,143	2,635	11.1	52.1	3,787	3,137	13.0	63.7	4,544	3,670	15.9	80.8	4,999	3,890	17.4	90.1
	6	24	1,926	1,345	4.9	15.4	2,346	1,575	5.3	17.4	2,816	1,854	6.4	24.5	3,087	1,985	7.1	28.3
		25	2,183	1,583	5.6	19.5	2,659	1,853	6.0	21.9	3,191	2,181	7.4	30.0	3,499	2,336	8.1	34.3
		26	2,389	1,781	6.3	23.7	2,909	2,085	6.8	26.4	3,491	2,454	8.3	35.5	3,828	2,628	9.1	40.4
		27	2,569	1,979	7.0	27.9	3,128	2,316	7.5	30.9	3,754	2,727	9.2	41.0	4,116	2,920	10.1	46.4
		28	2,697	2,177	7.7	32.1	3,285	2,548	8.3	35.4	3,942	2,999	10.1	46.5	4,322	3,212	11.1	52.4
		29	2,825	2,394	8.4	36.2	3,441	2,803	9.0	39.8	4,129	3,299	11.0	52.0	4,528	3,533	12.1	58.5
		30	2,954	2,572	9.1	40.4	3,598	3,011	9.8	44.3	4,317	3,545	12.0	57.5	4,734	3,796	13.1	64.5
	7	24	1,729	1,214	3.8	8.7	2,075	1,428	4.1	10.3	2,494	1,690	5.0	15.8	2,741	1,805	5.5	18.7
		25	1,959	1,428	4.3	11.9	2,351	1,679	4.6	13.8	2,827	1,988	5.7	20.0	3,107	2,123	6.2	23.4
		26	2,144	1,607	4.9	15.1	2,572	1,889	5.2	17.3	3,093	2,237	6.4	24.2	3,399	2,389	7.0	28.0
		27	2,305	1,786	5.4	18.3	2,766	2,099	5.8	20.7	3,326	2,485	7.1	28.5	3,655	2,654	7.8	32.7
		28	2,420	1,964	5.9	21.6	2,904	2,309	6.4	24.2	3,492	2,734	7.8	32.7	3,838	2,920	8.6	37.3
		29	2,536	2,161	6.5	24.8	3,043	2,540	7.0	27.7	3,659	3,007	8.5	37.0	4,021	3,212	9.4	42.0
		30	2,651	2,321	7.0	28.0	3,181	2,729	7.5	31.1	3,825	3,231	9.2	41.2	4,204	3,451	10.1	46.6
	8	24	1,334	952	2.4	0.3	1,605	1,132	2.6	1.6	2,420	1,674	3.2	4.9	2,099	1,428	3.4	6.6
		25	1,511	1,120	2.7	2.3	1,819	1,332	3.0	3.8	2,743	1,969	3.6	7.6	2,379	1,679	3.9	9.5
		26	1,654	1,260	3.1	4.4	1,991	1,498	3.3	6.0	3,001	2,215	4.1	10.3	2,603	1,889	4.4	12.4
		27	1,778	1,400	3.4	6.4	2,140	1,665	3.7	8.2	3,227	2,461	4.5	13.0	2,799	2,099	4.9	15.4
		28	1,867	1,539	3.7	8.4	2,247	1,831	4.1	10.4	3,388	2,707	5.0	15.7	2,939	2,309	5.4	18.3
		29	1,956	1,693	4.1	10.5	2,354	2,015	4.4	12.6	3,550	2,978	5.4	18.3	3,079	2,540	5.9	21.2
		30	2,045	1,777	4.4	12.5	2,462	2,115	4.8	14.8	3,711	3,126	5.9	21.0	3,219	2,666	6.4	24.1
8	4	24	1,760	1,180	9.0	39.6	2,141	1,417	9.6	43.1	2,561	1,653	11.7	56.1	2,821	1,778	12.9	63.2
		25	1,995	1,389	10.2	47.2	2,426	1,667	10.9	51.3	2,902	1,944	13.4	66.1	3,197	2,091	14.8	74.2
		26	2,183	1,562	11.5	54.9	2,654	1,875	12.3	59.4	3,175	2,187	15.1	76.1	3,498	2,353	16.6	85.2
		27	2,347	1,736	12.8	62.5	2,854	2,083	13.6	67.5	3,414	2,430	16.7	86.1	3,761	2,614	18.4	96.2
		28	2,465	1,910	14.1	70.1	2,997	2,292	15.0	75.7	3,585	2,673	18.4	96.1	3,949	2,876	20.3	107.2
		29	2,582	2,101	15.4	77.8	3,139	2,521	16.4	83.8	3,756	2,941	20.1	106.1	4,137	3,163	22.1	118.2
		30	2,699	2,257	16.6	85.4	3,282	2,708	17.7	92.0	3,926	3,160	21.8	116.1	4,325	3,398	24.0	129.2
	5	24	1,660	1,167	5.6	19.5	2,223	1,510	6.8	26.6	2,401	1,625	8.0	34.1	2,641	1,722	8.8	38.8
		25	1,882	1,372	6.4	24.3	2,519	1,776	7.8	32.4	2,721	1,912	9.2	40.9	2,993	2,026	10.1	46.3
		26	2,059	1,544	7.2	29.1	2,756	1,998	8.7	38.2	2,977	2,151	10.3	47.8	3,274	2,279	11.3	53.8
		27	2,214	1,716	8.0	33.8	2,964	2,220	9.7	44.0	3,201	2,390	11.5	54.6	3,521	2,533	12.6	61.4
		28	2,325	1,887	8.8	38.6	3,112	2,442	10.7	49.8	3,361	2,629	12.6	61.5	3,697	2,786	13.9	68.9
		29	2,435	2,076	9.6	43.4	3,260	2,686	11.6	55.6	3,521	2,891	13.8	68.3	3,873	3,064	15.1	76.4
		30	2,546	2,230	10.4	48.2	3,408	2,886	12.6	61.4	3,681	3,106	14.9	75.2	4,049	3,292	16.4	84.0
	6	24	1,560	1,139	4.6	13.6	1,900	1,333	4.9	15.6	2,281	1,569	6.1	22.3	2,501	1,680	6.7	25.8
		25	1,768	1,340	5.3	17.6	2,154	1,569	5.6	19.8	2,585	1,846	6.9	27.4	2,834	1,977	7.6	31.5
		26	1,935	1,507	5.9	21.5	2,357	1,765	6.4	24.0	2,828	2,077	7.8	32.6	3,101	2,224	8.6	37.2
		27	2,081	1,675	6.6	25.4	2,534	1,961	7.1	28.2	3,041	2,308	8.7	37.8	3,334	2,471	9.5	42.8
		28	2,185	1,842	7.2	29.4	2,661	2,157	7.8	32.4	3,193	2,539	9.5	42.9	3,501	2,718	10.5	48.5
		29	2,289	1,943	7.9	33.3	2,787	2,274	8.5	36.7	3,345	2,677	10.4	48.1	3,668	2,867	11.4	54.2
		30	2,393	2,060	8.6	37.2	2,914	2,490	9.2	40.9	3,497	2,931	11.3	53.3	3,834	3,138	12.4	59.9
	7	24	1,400	1,028	3.6	7.3	1,680	1,208	3.8	8.9	2,021	1,430	4.7	14.0	2,221	1,528	5.1	16.8
		25	1,587	1,209	4.1	10.4	1,904	1,421	4.4	12.2	2,290	1,683	5.3	18.0	2,517	1,797	5.9	21.2
		26	1,736	1,360	4.6	13.4	2,084	1,599	4.9	15.4	2,505	1,893	6.0	22.0	2,753	2,022	6.6	25.5
		27	1,867	1,511	5.1	16.4	2,241	1,777	5.5	18.7	2,694	2,104	6.7	26.0	2,961	2,247	7.3	29.9
		28	1,960	1,662	5.6	19.5	2,353	1,955	6.0	21.9	2,829	2,314	7.3	30.0	3,109	2,471	8.1	34.3
		29	2,054	1,753	6.1	22.5	2,465	2,061	6.5	25.2	2,963	2,440	8.0	34.0	3,257	2,606	8.8	38.7
		30	2,147	1,859	6.6	25.5	2,577	2,186	7.1	28.5	3,098	2,587	8.7	37.9	3,405	2,808	9.5	43.1
	8	24	1,080	806	2.2	0.1	1,300	958	2.4	0.6	1,960	1,417	3.0	3.8	1,700	1,208	3.2	5.4
		25	1,224	948	2.6	1.4	1,474	1,127	2.8	2.7	2,222	1,667	3.4	6.3	1,927	1,421	3.7	8.1
		26	1,340	1,066	2.9	3.3	1,612	1,268	3.1	4.8	2,431	1,875	3.8	8.8	2,109	1,599	4.1	10.9
		27	1,440	1,185	3.2	5.2	1,734	1,409	3.5	6.9	2,614	2,083	4.2	11.4	2,267	1,777	4.6	13.6
		28	1,512	1,303	3.5	7.1	1,820	1,550	3.8	9.0	2,745	2,292	4.7	13.9	2,381	1,955	5.1	16.4
		29	1,584	1,374	3.8	9.0	1,907	1,635	4.2	11.0	2,875	2,417	5.1	16.4	2,494	2,061	5.5	19.1
		30	1,656	1,445	4.2	10.9	1,994	1,719	4.5	13.1	3,006	2,542	5.5	19.0	2,607	2,186	6.0	21.9

Note

1. TC : Total capacity(W), SHC : Sensible Heat Capacity(W)
2. Performances are based on the following conditions :
   1) Cooling
      - Inlet/Outlet Water Temp. 7°C / 12°C, Indoor Air Temp. 27°CDB / 19°CWB

6. Capacity Tables

Inlet Water Temp. (℃)	Water Temp Difference (℃)	Air Temp (℃ DB)	Air Temp(17℃ WB)				Air Temp(19℃ WB)				Air Temp(21℃ WB)				Air Temp(23℃ WB)			
			TC (W)	SHC (W)	Water Flow Rate (LPM)	Pressure Drop (kPa)	TC (W)	SHC (W)	Water Flow Rate (LPM)	Pressure Drop (kPa)	TC (W)	SHC (W)	Water Flow Rate (LPM)	Pressure Drop (kPa)	TC (W)	SHC (W)	Water Flow Rate (LPM)	Pressure Drop (kPa)
9	4	24	1,461	1,008	7.5	31.1	1,777	1,209	8.0	34.1	2,126	1,411	9.9	45.0	2,342	1,517	10.9	51.0
		25	1,656	1,186	8.6	37.5	2,014	1,423	9.2	41.0	2,409	1,660	11.3	53.4	2,654	1,785	12.4	60.2
		26	1,812	1,334	9.7	44.0	2,203	1,600	10.3	47.8	2,636	1,867	12.7	61.9	2,903	2,008	14.0	69.5
		27	1,949	1,482	10.8	50.4	2,369	1,778	11.5	54.7	2,834	2,075	14.1	70.3	3,122	2,232	15.5	78.8
		28	2,046	1,630	11.8	56.8	2,488	1,956	12.6	61.5	2,976	2,282	15.5	78.7	3,278	2,455	17.1	88.1
		29	2,143	1,793	12.9	63.3	2,606	2,152	13.8	68.4	3,118	2,510	16.9	87.1	3,434	2,700	18.6	97.3
		30	2,241	1,926	14.0	69.7	2,725	2,312	14.9	75.2	3,259	2,697	18.3	95.5	3,590	2,901	20.2	106.6
	5	24	1,378	996	4.7	14.2	2,025	1,395	6.2	23.3	1,993	1,387	6.8	26.5	2,192	1,470	7.4	30.5
		25	1,562	1,172	5.4	18.3	2,295	1,641	7.1	28.6	2,258	1,632	7.7	32.3	2,484	1,729	8.5	36.8
		26	1,709	1,318	6.1	22.3	2,511	1,846	8.0	33.9	2,471	1,836	8.7	38.0	2,718	1,946	9.6	43.1
		27	1,838	1,464	6.7	26.3	2,700	2,051	8.9	39.2	2,657	2,040	9.7	43.8	2,923	2,162	10.6	49.5
		28	1,930	1,611	7.4	30.3	2,835	2,256	9.8	44.5	2,790	2,244	10.6	49.6	3,069	2,378	11.7	55.8
		29	2,022	1,699	8.1	34.3	2,970	2,379	10.7	49.9	2,923	2,366	11.6	55.3	3,215	2,508	12.7	62.1
		30	2,113	1,787	8.8	38.4	3,105	2,502	11.6	55.2	3,056	2,489	12.6	61.1	3,361	2,637	13.8	68.5
	6	24	1,295	972	3.9	9.3	1,578	1,138	4.2	10.9	1,893	1,340	5.1	16.6	2,076	1,434	5.6	19.5
		25	1,468	1,144	4.4	12.6	1,788	1,339	4.8	14.5	2,146	1,576	5.8	20.9	2,353	1,688	6.4	24.3
		26	1,606	1,287	5.0	15.9	1,956	1,506	5.3	18.0	2,348	1,773	6.6	25.3	2,574	1,899	7.2	29.1
		27	1,727	1,430	5.5	19.2	2,104	1,674	5.9	21.6	2,524	1,970	7.3	29.6	2,768	2,110	8.0	33.9
		28	1,813	1,530	6.1	22.5	2,209	1,791	6.5	25.1	2,650	2,108	8.0	34.0	2,906	2,257	8.8	38.6
		29	1,900	1,615	6.7	25.8	2,314	1,891	7.1	28.7	2,777	2,226	8.7	38.3	3,045	2,384	9.6	43.4
		30	1,986	1,715	7.2	29.1	2,419	2,008	7.7	32.2	2,903	2,364	9.5	42.7	3,183	2,531	10.4	48.2
	7	24	1,162	877	3.0	4.0	1,395	1,031	3.2	5.3	1,677	1,221	3.9	9.6	1,843	1,304	4.3	11.9
		25	1,317	1,032	3.4	6.5	1,581	1,213	3.7	8.0	1,901	1,437	4.5	13.0	2,089	1,534	4.9	15.6
		26	1,441	1,161	3.8	9.1	1,730	1,365	4.1	10.8	2,080	1,616	5.1	16.3	2,286	1,726	5.6	19.3
		27	1,550	1,290	4.3	11.6	1,860	1,517	4.6	13.5	2,236	1,796	5.6	19.7	2,458	1,918	6.2	23.0
		28	1,627	1,380	4.7	14.2	1,953	1,623	5.1	16.3	2,348	1,921	6.2	23.0	2,581	2,052	6.8	26.7
		29	1,705	1,458	5.1	16.7	2,046	1,714	5.5	19.0	2,460	2,029	6.7	26.4	2,704	2,167	7.4	30.4
		30	1,782	1,548	5.6	19.3	2,139	1,820	6.0	21.8	2,572	2,155	7.3	29.7	2,826	2,301	8.0	34.1
	8	24	897	688	1.9	0.1	1,079	818	2.1	0.1	1,627	1,209	2.5	1.0	1,412	1,031	2.7	2.3
		25	1,016	809	2.2	0.1	1,223	962	2.3	0.1	1,844	1,423	2.9	3.1	1,600	1,213	3.1	4.6
		26	1,112	910	2.4	0.6	1,338	1,083	2.6	1.8	2,018	1,600	3.2	5.3	1,750	1,365	3.5	7.0
		27	1,196	1,011	2.7	2.2	1,439	1,203	2.9	3.6	2,170	1,778	3.6	7.4	1,882	1,517	3.9	9.3
		28	1,255	1,082	3.0	3.8	1,511	1,287	3.2	5.3	2,278	1,903	3.9	9.5	1,976	1,623	4.3	11.6
		29	1,315	1,143	3.2	5.4	1,583	1,359	3.5	7.1	2,387	2,009	4.3	11.6	2,070	1,714	4.7	13.9
		30	1,375	1,213	3.5	7.0	1,655	1,444	3.8	8.8	2,495	2,134	4.6	13.8	2,164	1,820	5.0	16.2

Note

1. TC : Total capacity(W), SHC : Sensible Heat Capacity(W)
2. Performances are based on the following conditions :
   1) Cooling
      - Inlet/Outlet Water Temp. 7°C / 12°C, Indoor Air Temp. 27°CDB / 19°CWB

6. Capacity Tables

◆ WF4A012C2TA

Inlet Water Temp. (℃)	Water Temp Difference (℃)	Air Temp (℃ DB)	Air Temp(17℃ WB)				Air Temp(19℃ WB)				Air Temp(21℃ WB)				Air Temp(23℃ WB)			
			TC (W)	SHC (W)	Water Flow Rate (LPM)	Pressure Drop (kPa)	TC (W)	SHC (W)	Water Flow Rate (LPM)	Pressure Drop (kPa)	TC (W)	SHC (W)	Water Flow Rate (LPM)	Pressure Drop (kPa)	TC (W)	SHC (W)	Water Flow Rate (LPM)	Pressure Drop (kPa)
5	4	24	3,990	2,560	14.3	44.5	4,350	2,910	15.6	50.5	5,210	3,390	17.7	59.4	5,730	3,650	20.4	70.3
		25	4,520	3,020	16.3	53.5	4,930	3,420	17.9	60.2	5,900	3,990	20.2	69.5	6,500	4,290	23.3	80.0
		26	4,940	3,390	18.4	62.2	5,400	3,850	20.1	69.2	6,450	4,490	22.7	78.3	-	-	-	-
		27	5,310	3,770	20.4	70.3	5,800	4,270	22.4	77.0	-	-	-	-	-	-	-	-
		28	5,580	4,150	22.5	77.3	-	-	-	-	-	-	-	-	-	-	-	-
		29	5,850	4,560	24.5	83.1	-	-	-	-	-	-	-	-	-	-	-	-
		30	-	-	-	-	-	-	-	-	-	-	-	-	-	-	-	-
	5	24	3,380	2,360	10.2	26.8	3,540	2,570	11.3	31.6	4,880	3,330	15.0	47.5	5,370	3,530	17.7	59.4
		25	3,830	2,780	11.7	33.0	4,010	3,020	13.0	38.6	5,530	3,920	17.1	56.9	6,080	4,160	20.2	69.5
		26	4,190	3,120	13.1	39.3	4,380	3,400	14.6	45.8	6,050	4,410	19.2	65.7	6,660	4,680	22.7	78.3
		27	4,500	3,470	14.6	45.8	4,720	3,770	16.2	52.9	6,510	4,900	21.4	73.8	7,160	5,190	25.3	84.9
		28	4,730	3,820	16.0	52.2	4,950	4,150	17.8	59.9	6,830	5,390	23.5	80.6	-	-	-	-
		29	4,950	4,200	17.5	58.5	5,190	4,570	19.4	66.5	-	-	-	-	-	-	-	-
		30	5,180	4,510	19.0	64.6	5,420	4,910	21.1	72.6	-	-	-	-	-	-	-	-
	6	24	3,170	2,280	8.8	21.4	3,860	2,730	10.6	28.5	4,640	3,220	12.5	36.7	5,080	3,450	14.3	44.5
		25	3,590	2,680	10.1	26.4	4,380	3,220	12.1	35.0	5,250	3,790	14.3	44.6	5,760	4,060	16.3	53.5
		26	3,930	3,020	11.4	31.7	4,790	3,620	13.6	41.6	5,750	4,260	16.1	52.5	6,300	4,560	18.4	62.2
		27	4,230	3,350	12.6	37.2	5,150	4,020	15.2	48.4	6,180	4,730	17.9	60.2	6,780	5,070	20.4	70.3
		28	4,440	3,690	13.9	42.8	5,410	4,420	16.7	55.0	6,490	5,210	19.7	67.4	7,120	5,580	22.5	77.3
		29	4,650	4,060	15.2	48.4	5,670	4,870	18.2	61.5	6,800	5,730	21.5	74.0	7,460	6,130	24.5	83.1
		30	4,860	4,360	16.4	53.9	5,920	5,230	19.7	67.6	7,110	6,150	23.3	79.8	-	-	-	-
	7	24	2,850	2,110	7.3	15.9	3,420	2,480	7.9	17.8	4,110	2,930	9.7	24.6	4,510	3,130	10.6	28.5
		25	3,230	2,480	8.4	19.7	3,870	2,920	9.0	22.1	4,660	3,450	11.0	30.3	5,120	3,690	12.1	35.0
		26	3,530	2,790	9.4	23.7	4,240	3,280	10.1	26.6	5,090	3,880	12.4	36.2	5,600	4,150	13.6	41.6
		27	3,800	3,100	10.5	28.0	4,550	3,640	11.3	31.3	5,480	4,310	13.8	42.3	6,020	4,610	15.2	48.4
		28	3,990	3,410	11.5	32.5	4,780	4,010	12.4	36.2	5,750	4,750	15.2	48.4	6,320	5,070	16.7	55.0
		29	4,180	3,750	12.6	37.0	5,010	4,410	13.5	41.1	6,020	5,220	16.6	54.5	6,620	5,580	18.2	61.5
		30	4,360	4,030	13.6	41.6	5,240	4,740	14.7	46.1	6,300	5,610	17.9	60.4	6,920	5,990	19.7	67.6
	8	24	2,200	1,650	4.6	7.5	2,640	1,970	5.0	8.6	3,990	2,910	6.1	11.8	3,460	2,480	6.7	13.6
		25	2,490	1,940	5.3	9.3	3,000	2,310	5.8	10.7	4,520	3,420	7.0	14.7	3,920	2,920	7.6	16.8
		26	2,720	2,190	5.9	11.3	3,280	2,600	6.5	12.9	4,940	3,850	7.9	17.7	4,290	3,280	8.6	20.3
		27	2,930	2,430	6.6	13.4	3,520	2,890	7.2	15.3	5,310	4,270	8.7	21.0	4,610	3,640	9.5	24.1
		28	3,070	2,670	7.3	15.6	3,700	3,180	7.9	17.9	5,580	4,700	9.6	24.4	4,840	4,010	10.5	27.9
		29	3,220	2,940	7.9	18.0	3,880	3,500	8.6	20.6	5,850	5,170	10.5	28.0	5,070	4,410	11.4	32.0
		30	3,370	3,160	8.6	20.4	4,050	3,760	9.4	23.4	6,110	5,550	11.4	31.7	5,300	4,740	12.4	36.1
6	4	24	2,980	2,170	13.4	40.5	3,630	2,600	15.7	50.8	4,340	3,030	18.6	63.3	4,780	3,260	21.0	72.3
		25	3,380	2,550	15.3	49.0	4,110	3,060	18.0	60.5	4,920	3,570	21.3	73.4	5,420	3,840	24.0	81.7
		26	3,700	2,870	17.2	57.3	4,500	3,440	20.2	69.5	5,380	4,010	24.0	81.7	-	-	-	-
		27	3,980	3,190	19.1	65.3	4,840	3,820	22.5	77.3	-	-	-	-	-	-	-	-
		28	4,180	3,500	21.0	72.6	5,080	4,210	24.7	83.6	-	-	-	-	-	-	-	-
		29	4,380	3,860	23.0	78.9	-	-	-	-	-	-	-	-	-	-	-	-
		30	4,570	4,140	24.9	84.0	-	-	-	-	-	-	-	-	-	-	-	-
	5	24	2,810	2,140	8.7	21.0	3,230	2,430	10.5	28.0	4,070	2,980	14.2	44.1	4,480	3,160	15.6	50.3
		25	3,190	2,520	10.0	25.9	3,660	2,860	12.0	34.4	4,610	3,510	16.2	53.1	5,070	3,720	17.8	59.9
		26	3,490	2,830	11.2	31.1	4,000	3,210	13.5	40.9	5,040	3,950	18.3	61.8	5,550	4,180	20.1	68.9
		27	3,750	3,150	12.5	36.5	4,310	3,570	15.0	47.6	5,420	4,390	20.3	69.8	5,970	4,650	22.3	76.8
		28	3,940	3,460	13.7	42.0	4,520	3,930	16.5	54.2	5,700	4,820	22.3	76.9	6,270	5,110	24.5	83.2
		29	4,130	3,810	15.0	47.5	4,740	4,320	18.0	60.6	5,970	5,310	24.4	82.8	-	-	-	-
		30	4,310	4,090	16.2	53.0	4,950	4,640	19.5	66.7	-	-	-	-	-	-	-	-
	6	24	2,640	2,090	8.2	18.8	3,220	2,450	8.7	21.0	3,860	2,880	10.7	28.9	4,240	3,080	11.8	33.4
		25	3,000	2,460	9.3	23.2	3,650	2,880	10.0	25.9	4,380	3,390	12.2	35.5	4,800	3,630	13.4	40.7
		26	3,280	2,770	10.5	27.9	3,990	3,240	11.2	31.1	4,790	3,810	13.8	42.2	5,250	4,080	15.1	48.2
		27	3,530	3,070	11.6	32.9	4,290	3,600	12.5	36.5	5,150	4,240	15.3	49.0	5,650	4,540	16.8	55.5
		28	3,700	3,380	12.8	37.9	4,510	3,960	13.7	42.0	5,410	4,660	16.8	55.7	5,930	4,990	18.5	62.6
		29	3,880	3,720	14.0	43.1	4,720	4,350	15.0	47.5	5,670	5,130	18.4	62.2	6,220	5,490	20.2	69.3
		30	4,050	4,000	15.1	48.2	4,940	4,680	16.2	53.0	5,930	5,510	19.9	68.3	6,500	5,900	21.8	75.3
	7	24	2,370	1,890	6.3	12.3	2,850	2,220	6.8	13.8	3,420	2,630	8.3	19.2	3,760	2,800	9.1	22.3
		25	2,690	2,220	7.2	15.3	3,230	2,610	7.7	17.2	3,880	3,090	9.4	23.7	4,260	3,300	10.4	27.5
		26	2,940	2,500	8.1	18.5	3,530	2,940	8.7	20.8	4,250	3,470	10.6	28.6	4,670	3,710	11.7	33.0
		27	3,160	2,770	9.0	21.9	3,800	3,260	9.6	24.5	4,570	3,860	11.8	33.6	5,020	4,120	13.0	38.7
		28	3,320	3,050	9.9	25.5	3,990	3,590	10.6	28.5	4,790	4,250	13.0	38.7	5,270	4,540	14.3	44.4
		29	3,480	3,360	10.8	29.2	4,180	3,950	11.6	32.6	5,020	4,670	14.2	44.0	5,520	4,990	15.6	50.2
		30	3,640	3,610	11.7	33.0	4,370	4,240	12.5	36.8	5,250	5,020	15.4	49.2	5,770	5,360	16.9	55.8
	8	24	1,830	1,480	4.0	5.8	2,200	1,760	4.3	6.7	3,320	2,600	5.2	9.2	2,880	2,220	5.7	10.5
		25	2,070	1,740	4.5	7.2	2,500	2,070	4.9	8.3	3,770	3,060	6.0	11.4	3,270	2,610	6.5	13.1
		26	2,270	1,960	5.1	8.7	2,730	2,330	5.5	10.0	4,120	3,440	6.7	13.8	3,570	2,940	7.3	15.8
		27	2,440	2,170	5.7	10.4	2,940	2,590	6.2	11.9	4,430	3,820	7.5	16.4	3,840	3,260	8.2	18.8
		28	2,560	2,390	6.2	12.1	3,090	2,850	6.8	13.9	4,650	4,210	8.2	19.1	4,030	3,590	9.0	21.8
		29	2,690	2,630	6.8	13.9	3,230	3,130	7.4	16.0	4,870	4,630	9.0	21.9	4,230	3,950	9.8	25.1
		30	2,810	2,760	7.4	15.9	3,380	3,280	8.0	18.2	5,090	4,860	9.7	24.9	4,420	4,140	10.6	28.4

Note

1. TC : Total capacity(W), SHC : Sensible Heat Capacity(W)
2. Performances are based on the following conditions :
   1) Cooling
      - Inlet/Outlet Water Temp. 7°C / 12°C, Indoor Air Temp. 27°CDB / 19°CWB

6. Capacity Tables

Inlet Water Temp. (℃)	Water Temp Difference (℃)	Air Temp (℃ DB)	Air Temp(17℃ WB)				Air Temp(19℃ WB)				Air Temp(21℃ WB)				Air Temp(23℃ WB)			
			TC (W)	SHC (W)	Water Flow Rate (LPM)	Pressure Drop (kPa)	TC (W)	SHC (W)	Water Flow Rate (LPM)	Pressure Drop (kPa)	TC (W)	SHC (W)	Water Flow Rate (LPM)	Pressure Drop (kPa)	TC (W)	SHC (W)	Water Flow Rate (LPM)	Pressure Drop (kPa)
7	4	24	2,710	1,970	12.9	38.1	3,290	2,360	13.7	41.9	3,940	2,750	16.8	55.6	4,340	2,960	18.5	62.8
		25	3,070	2,310	14.7	46.3	3,730	2,770	15.7	50.6	4,460	3,240	19.2	65.7	4,910	3,480	21.2	73.0
		26	3,360	2,600	16.5	54.3	4,080	3,120	17.6	59.0	4,880	3,640	21.6	74.6	5,380	3,920	23.8	81.4
		27	3,610	2,890	18.4	62.2	4,390	3,470	19.6	67.0	5,250	4,050	24.0	81.9	-	-	-	-
		28	3,790	3,180	20.2	69.4	4,610	3,810	21.5	74.3	-	-	-	-	-	-	-	-
		29	3,970	3,500	22.0	76.0	4,830	4,200	23.5	80.5	-	-	-	-	-	-	-	-
		30	4,150	3,760	23.9	81.5	5,050	4,510	25.4	85.3	-	-	-	-	-	-	-	-
	5	24	2,550	1,940	8.0	18.3	3,080	2,310	9.5	23.8	3,690	2,710	11.5	32.4	4,060	2,870	12.7	37.3
		25	2,890	2,280	9.2	22.7	3,490	2,720	10.8	29.3	4,180	3,180	13.2	39.6	4,600	3,370	14.5	45.3
		26	3,160	2,570	10.3	27.3	3,810	3,060	12.2	35.1	4,580	3,580	14.8	46.9	5,030	3,790	16.3	53.3
		27	3,400	2,860	11.5	32.1	4,100	3,400	13.5	43.7	4,920	3,980	16.5	54.1	5,410	4,220	18.1	61.0
		28	3,570	3,140	12.6	37.1	4,310	3,740	14.9	47.0	5,170	4,380	18.1	61.1	5,680	4,640	19.9	68.3
		29	3,740	3,460	13.8	42.2	4,510	4,110	16.2	52.9	5,410	4,810	19.8	67.8	5,950	5,100	21.7	74.9
		30	3,910	3,710	14.9	47.3	4,720	4,420	17.6	58.8	5,660	5,170	21.4	73.9	6,220	5,480	23.5	80.5
	6	24	2,400	1,900	6.6	13.4	2,920	2,220	7.1	15.0	3,510	2,610	8.7	20.8	3,840	2,800	9.5	24.1
		25	2,720	2,230	7.6	16.6	3,310	2,610	8.1	18.6	3,970	3,070	9.9	25.7	4,360	3,290	10.9	29.7
		26	2,970	2,510	8.5	20.1	3,620	2,940	9.1	22.4	4,350	3,460	11.2	30.9	4,770	3,700	12.3	35.6
		27	3,200	2,790	9.5	23.8	3,900	3,260	10.1	26.5	4,670	3,840	12.4	36.2	5,130	4,110	13.6	41.6
		28	3,360	3,070	10.4	27.6	4,090	3,590	11.1	30.7	4,910	4,230	13.7	41.7	5,380	4,530	15.0	47.6
		29	3,520	3,370	11.3	31.6	4,280	3,950	12.2	35.1	5,140	4,650	14.9	47.2	5,640	4,980	16.4	53.6
		30	3,680	3,620	12.3	35.6	4,480	4,240	13.2	39.5	5,380	4,990	16.1	52.7	5,890	5,350	17.7	59.5
	7	24	2,150	1,710	5.1	8.8	2,580	2,010	5.5	9.9	3,110	2,380	6.7	13.7	3,410	2,540	7.4	15.9
		25	2,440	2,010	5.8	10.9	2,930	2,370	6.3	12.2	3,520	2,800	7.7	17.0	3,870	2,990	8.4	19.8
		26	2,670	2,260	6.6	13.2	3,200	2,660	7.0	14.8	3,850	3,150	8.6	20.5	4,230	3,370	9.5	23.9
		27	2,870	2,520	7.3	15.7	3,440	2,960	7.8	17.6	4,140	3,500	9.6	24.3	4,550	3,740	10.5	28.2
		28	3,010	2,770	8.0	18.3	3,620	3,250	8.6	20.5	4,350	3,850	10.5	28.2	4,780	4,110	11.6	32.6
		29	3,160	3,040	8.7	21.0	3,790	3,580	9.4	23.5	4,560	4,240	11.5	32.3	5,010	4,530	12.6	37.2
		30	3,300	3,270	9.5	23.9	3,960	3,850	10.2	26.7	4,760	4,550	12.5	36.4	5,230	4,860	13.7	41.8
	8	24	1,660	1,340	3.2	4.2	2,000	1,600	3.5	4.8	3,010	2,360	4.3	6.5	2,610	2,010	4.6	7.5
		25	1,880	1,580	3.7	5.2	2,270	1,880	4.0	5.9	3,420	2,770	4.9	8.1	2,960	2,370	5.3	9.3
		26	2,060	1,770	4.1	6.2	2,480	2,110	4.5	7.1	3,740	3,120	5.5	9.8	3,240	2,660	6.0	11.3
		27	2,210	1,970	4.6	7.4	2,670	2,350	5.0	8.5	4,020	3,470	6.1	11.7	3,490	2,960	6.6	13.4
		28	2,320	2,170	5.0	8.6	2,800	2,580	5.5	9.9	4,220	3,810	6.7	13.6	3,660	3,250	7.3	15.6
		29	2,440	2,390	5.5	9.9	2,930	2,840	6.0	11.4	4,420	4,200	7.3	15.7	3,830	3,580	7.9	18.0
		30	2,550	2,500	6.0	11.3	3,060	2,980	6.5	13.0	4,620	4,400	7.9	17.8	4,010	3,760	8.6	20.4
8	4	24	2,190	1,660	12.1	34.8	2,670	2,000	12.9	38.3	3,190	2,330	15.8	51.3	3,510	2,500	17.4	58.2
		25	2,480	1,960	13.8	42.4	3,020	2,350	14.7	46.5	3,610	2,740	18.1	61.0	3,980	2,950	19.9	68.4
		26	2,720	2,200	15.5	50.1	3,300	2,640	16.6	54.6	3,950	3,080	20.3	70.0	4,350	3,320	22.4	77.2
		27	2,920	2,450	17.3	57.6	3,550	2,940	18.4	62.4	4,250	3,420	22.6	77.8	4,680	3,680	24.9	84.1
		28	3,070	2,690	19.0	64.8	3,730	3,230	20.3	69.7	4,460	3,770	24.9	84.0	-	-	-	-
		29	3,210	2,960	20.7	71.4	3,910	3,550	22.1	76.2	-	-	-	-	-	-	-	-
		30	3,360	3,180	22.5	77.4	4,090	3,820	23.9	81.7	-	-	-	-	-	-	-	-
	5	24	2,070	1,640	7.6	16.6	2,770	2,130	9.2	22.6	2,990	2,290	10.8	29.5	3,290	2,430	11.9	34.0
		25	2,340	1,930	8.6	20.6	3,140	2,500	10.5	27.9	3,390	2,690	12.4	36.1	3,730	2,850	13.6	41.5
		26	2,560	2,180	9.7	24.8	3,430	2,820	11.8	33.5	3,710	3,030	13.9	43.0	4,080	3,210	15.3	49.1
		27	2,760	2,420	10.8	29.3	3,690	3,130	13.1	39.2	3,990	3,370	15.5	49.8	4,380	3,570	17.0	56.5
		28	2,890	2,660	11.9	33.9	3,870	3,440	14.4	45.0	4,180	3,700	17.0	56.6	4,600	3,930	18.7	63.6
		29	3,030	2,920	13.0	38.6	4,060	3,780	15.7	50.8	4,380	4,070	18.6	63.1	4,820	4,320	20.4	70.3
		30	3,170	3,140	14.0	43.4	4,240	4,070	17.0	56.5	4,580	4,380	20.1	69.2	5,040	4,640	22.1	76.3
	6	24	1,940	1,600	6.2	12.1	2,370	1,880	6.7	13.6	2,840	2,210	8.2	18.9	3,110	2,370	9.0	21.9
		25	2,200	1,890	7.1	15.1	2,680	2,210	7.6	16.8	3,220	2,600	9.3	23.4	3,530	2,790	10.3	27.0
		26	2,410	2,120	8.0	18.2	2,930	2,490	8.6	20.3	3,520	2,930	10.5	28.1	3,860	3,130	11.5	32.4
		27	2,590	2,360	8.9	21.6	3,150	2,760	9.5	24.1	3,790	3,250	11.7	33.0	4,150	3,480	12.8	38.0
		28	2,720	2,600	9.8	25.1	3,310	3,040	10.5	27.9	3,980	3,580	12.9	38.1	4,360	3,830	14.1	43.7
		29	2,850	2,740	10.7	28.7	3,470	3,200	11.4	32.0	4,160	3,770	14.0	43.3	4,570	4,040	15.4	49.4
		30	2,980	2,900	11.6	32.5	3,630	3,510	12.4	36.1	4,350	4,130	15.2	48.5	4,770	4,420	16.7	55.0
	7	24	1,740	1,450	4.8	7.9	2,090	1,700	5.2	8.9	2,520	2,020	6.3	12.4	2,760	2,150	6.9	14.4
		25	1,980	1,700	5.5	9.9	2,370	2,000	5.9	11.1	2,850	2,370	7.2	15.4	3,130	2,530	7.9	17.9
		26	2,160	1,920	6.2	12.0	2,590	2,250	6.6	13.4	3,120	2,670	8.1	18.6	3,430	2,850	8.9	21.7
		27	2,320	2,130	6.9	14.2	2,790	2,500	7.4	15.9	3,350	2,960	9.0	22.1	3,690	3,170	9.9	25.6
		28	2,440	2,340	7.5	16.6	2,930	2,750	8.1	18.6	3,520	3,260	9.9	25.6	3,870	3,480	10.9	29.7
		29	2,560	2,470	8.2	19.1	3,070	2,900	8.8	21.4	3,690	3,440	10.8	29.4	4,050	3,670	11.9	33.9
		30	2,670	2,620	8.9	21.7	3,210	3,080	9.6	24.3	3,860	3,650	11.7	33.2	4,240	3,960	12.9	38.2
	8	24	1,350	1,130	3.0	3.8	1,620	1,350	3.3	4.3	2,440	2,000	4.0	5.9	2,120	1,700	4.4	6.8
		25	1,520	1,340	3.5	4.7	1,830	1,590	3.8	5.4	2,770	2,350	4.6	7.3	2,400	2,000	5.0	8.4
		26	1,670	1,500	3.9	5.6	2,010	1,790	4.2	6.5	3,030	2,640	5.1	8.9	2,630	2,250	5.6	10.2
		27	1,790	1,670	4.3	6.7	2,160	1,990	4.7	7.7	3,250	2,940	5.7	10.6	2,820	2,500	6.2	12.1
		28	1,880	1,840	4.8	7.8	2,270	2,180	5.2	9.0	3,420	3,230	6.3	12.3	2,960	2,750	6.8	14.2
		29	1,970	1,940	5.2	9.0	2,370	2,300	5.6	10.3	3,580	3,400	6.9	14.2	3,110	2,900	7.5	16.3
		30	2,060	2,040	5.6	10.2	2,480	2,420	6.1	11.8	3,740	3,580	7.4	16.2	3,250	3,080	8.1	18.5

Note

1. TC : Total capacity(W), SHC : Sensible Heat Capacity(W)
2. Performances are based on the following conditions :
   1) Cooling
      - Inlet/Outlet Water Temp. 7°C / 12°C, Indoor Air Temp. 27°CDB / 19°CWB

6. Capacity Tables

Inlet Water Temp. (℃)	Water Temp Difference (℃)	Air Temp (℃ DB)	Air Temp(17℃ WB)				Air Temp(19℃ WB)				Air Temp(21℃ WB)				Air Temp(23℃ WB)			
			TC (W)	SHC (W)	Water Flow Rate (LPM)	Pressure Drop (kPa)	TC (W)	SHC (W)	Water Flow Rate (LPM)	Pressure Drop (kPa)	TC (W)	SHC (W)	Water Flow Rate (LPM)	Pressure Drop (kPa)	TC (W)	SHC (W)	Water Flow Rate (LPM)	Pressure Drop (kPa)
9	4	24	1,820	1,420	10.2	26.7	2,210	1,700	10.9	29.5	2,650	1,990	13.3	40.2	2,920	2,140	14.7	46.2
		25	2,060	1,670	11.6	32.8	2,510	2,000	12.4	36.2	3,000	2,340	15.2	48.6	3,300	2,520	16.8	55.4
		26	2,260	1,880	13.1	39.2	2,740	2,260	14.0	43.0	3,280	2,630	17.1	57.0	3,620	2,830	18.9	64.2
		27	2,430	2,090	14.5	45.6	2,950	2,510	15.5	49.9	3,530	2,920	19.0	64.9	3,890	3,140	21.0	72.3
		28	2,550	2,300	16.0	52.0	3,100	2,760	17.1	56.6	3,710	3,220	20.9	72.2	4,080	3,460	23.1	79.2
		29	2,670	2,530	17.5	58.3	3,240	3,030	18.6	63.2	3,880	3,540	22.8	78.6	-	-	-	-
		30	2,790	2,710	18.9	64.4	3,390	3,260	20.2	69.3	4,060	3,800	24.7	83.7	-	-	-	-
	5	24	1,720	1,400	6.4	12.6	2,520	1,970	8.4	19.7	2,480	1,950	9.1	22.5	2,730	2,070	10.0	26.1
		25	1,940	1,650	7.3	15.6	2,860	2,310	9.6	24.4	2,810	2,300	10.4	27.8	3,090	2,440	11.5	32.1
		26	2,130	1,860	8.2	18.9	3,130	2,600	10.8	29.3	3,080	2,590	11.7	33.3	3,380	2,740	12.9	38.3
		27	2,290	2,060	9.1	22.3	3,360	2,890	12.0	34.5	3,310	2,870	13.0	39.0	3,640	3,050	14.3	44.7
		28	2,400	2,270	10.0	26.0	3,530	3,180	13.2	39.7	3,470	3,160	14.4	44.8	3,820	3,350	15.8	51.0
		29	2,520	2,390	10.9	29.7	3,700	3,350	14.4	45.1	3,640	3,330	15.7	50.5	4,000	3,530	17.2	57.2
		30	2,630	2,520	11.8	33.6	3,870	3,530	15.6	50.4	3,800	3,510	17.0	56.2	4,180	3,720	18.6	63.3
	6	24	1,610	1,370	5.2	9.2	1,960	1,600	5.6	10.2	2,360	1,890	6.9	14.3	2,580	2,020	7.6	16.6
		25	1,830	1,610	6.0	11.4	2,230	1,890	6.4	12.7	2,670	2,220	7.9	17.7	2,930	2,380	8.6	20.6
		26	2,000	1,810	6.7	13.8	2,440	2,120	7.2	15.4	2,920	2,500	8.9	21.4	3,200	2,680	9.7	24.8
		27	2,150	2,010	7.5	16.4	2,620	2,360	8.0	18.3	3,140	2,780	9.8	25.3	3,450	2,970	10.8	29.3
		28	2,260	2,160	8.2	19.1	2,750	2,520	8.8	21.3	3,300	2,970	10.8	29.4	3,620	3,180	11.9	33.9
		29	2,370	2,280	9.0	21.9	2,880	2,660	9.6	24.4	3,460	3,140	11.8	33.6	3,790	3,360	13.0	38.6
		30	2,470	2,420	9.7	24.9	3,010	2,830	10.4	27.7	3,610	3,330	12.8	37.8	3,960	3,570	14.0	43.4
	7	24	1,450	1,240	4.0	6.0	1,740	1,450	4.3	6.8	2,090	1,720	5.3	9.4	2,300	1,840	5.8	10.9
		25	1,640	1,450	4.6	7.5	1,970	1,710	5.0	8.4	2,370	2,020	6.1	11.6	2,600	2,160	6.7	13.6
		26	1,790	1,640	5.2	9.0	2,150	1,920	5.6	10.2	2,590	2,280	6.8	14.1	2,850	2,430	7.5	16.4
		27	1,930	1,820	5.8	10.7	2,320	2,140	6.2	12.0	2,780	2,530	7.6	16.7	3,060	2,700	8.3	19.5
		28	2,030	1,950	6.4	12.5	2,430	2,290	6.8	14.1	2,920	2,710	8.4	19.5	3,210	2,890	9.2	22.7
		29	2,120	2,050	6.9	14.4	2,550	2,410	7.4	16.2	3,060	2,860	9.1	22.4	3,370	3,050	10.0	26.0
		30	2,220	2,180	7.5	16.4	2,660	2,560	8.1	18.4	3,200	3,040	9.9	25.4	3,520	3,240	10.8	29.5
	8	24	1,120	970	2.5	2.9	1,340	1,150	2.8	3.3	2,030	1,700	3.4	4.5	1,760	1,450	3.7	5.1
		25	1,270	1,140	2.9	3.6	1,520	1,360	3.2	4.1	2,300	2,000	3.8	5.6	1,990	1,710	4.2	6.4
		26	1,380	1,280	3.3	4.3	1,670	1,530	3.6	4.9	2,510	2,260	4.3	6.7	2,180	1,920	4.7	7.7
		27	1,490	1,420	3.6	5.1	1,790	1,690	4.0	5.8	2,700	2,510	4.8	8.0	2,340	2,140	5.2	9.2
		28	1,560	1,520	4.0	5.9	1,880	1,810	4.4	6.8	2,840	2,680	5.3	9.3	2,460	2,290	5.8	10.7
		29	1,640	1,610	4.4	6.8	1,970	1,920	4.7	7.8	2,970	2,830	5.8	10.7	2,580	2,410	6.3	12.3
		30	1,710	1,710	4.7	7.7	2,060	2,030	5.1	8.9	3,110	3,010	6.3	12.2	2,690	2,560	6.8	14.0

Note

1. TC : Total capacity(W), SHC : Sensible Heat Capacity(W)
2. Performances are based on the following conditions :
   1) Cooling
      - Inlet/Outlet Water Temp. 7°C / 12°C, Indoor Air Temp. 27°CDB / 19°CWB

6. Capacity Tables

◆ WF4A019C2TA

Inlet Water Temp. (℃)	Water Temp Difference (℃)	Air Temp (℃ DB)	Air Temp(17℃ WB)				Air Temp(19℃ WB)				Air Temp(21℃ WB)				Air Temp(23℃ WB)			
			TC (W)	SHC (W)	Water Flow Rate (LPM)	Pressure Drop (kPa)	TC (W)	SHC (W)	Water Flow Rate (LPM)	Pressure Drop (kPa)	TC (W)	SHC (W)	Water Flow Rate (LPM)	Pressure Drop (kPa)	TC (W)	SHC (W)	Water Flow Rate (LPM)	Pressure Drop (kPa)
5	4	24	5,832	3,619	20.1	39.0	6,368	4,102	22.0	45.8	7,618	4,786	24.9	57.9	8,391	5,148	28.7	78.0
		25	6,610	4,258	23.0	49.5	7,217	4,826	25.2	59.1	8,633	5,630	28.5	76.4	9,510	6,056	32.8	105.7
		26	7,232	4,790	25.9	62.4	7,896	5,429	28.3	75.6	9,446	6,334	32.0	99.7	10,405	6,813	36.9	140.8
		27	7,776	5,323	28.7	78.0	8,490	6,032	31.5	95.7	10,157	7,038	35.6	128.3	-	-	-	-
		28	8,165	5,855	31.6	96.7	8,915	6,636	34.6	120.0	-	-	-	-	-	-	-	-
		29	8,554	6,440	34.5	118.8	-	-	-	-	-	-	-	-	-	-	-	-
		30	8,943	6,919	37.3	144.8	-	-	-	-	-	-	-	-	-	-	-	-
	5	24	4,940	3,333	14.4	23.5	5,175	3,623	16.0	27.2	7,142	4,705	21.1	42.3	7,856	4,987	24.9	57.9
		25	5,598	3,921	16.4	28.3	5,865	4,262	18.2	33.2	8,094	5,536	24.1	54.2	8,903	5,867	28.5	76.4
		26	6,125	4,412	18.5	33.9	6,417	4,795	20.5	40.4	8,855	6,228	27.1	68.8	9,741	6,600	32.0	99.7
		27	6,586	4,902	20.5	40.4	6,900	5,328	22.8	48.8	9,522	6,919	30.1	86.5	10,474	7,333	35.6	128.3
		28	6,915	5,392	22.6	47.9	7,245	5,861	25.1	58.7	9,998	7,611	33.1	107.8	-	-	-	-
		29	7,245	5,931	24.6	56.6	7,590	6,447	27.4	70.2	10,474	8,373	36.1	133.2	-	-	-	-
		30	7,574	6,372	26.7	66.6	7,935	6,926	29.6	83.6	-	-	-	-	-	-	-	-
	6	24	4,642	3,217	12.4	19.6	5,654	3,861	14.9	24.8	6,784	4,544	17.6	31.5	7,439	4,866	20.1	39.0
		25	5,261	3,785	14.2	23.2	6,408	4,542	17.1	30.0	7,689	5,346	20.1	39.1	8,431	5,725	23.0	49.5
		26	5,756	4,258	16.0	27.3	7,011	5,110	19.2	36.1	8,413	6,015	22.7	48.2	9,224	6,440	25.9	62.4
		27	6,189	4,731	17.8	31.9	7,538	5,678	21.3	43.3	9,046	6,683	25.2	59.1	9,919	7,156	28.7	78.0
		28	6,499	5,204	19.6	37.2	7,915	6,245	23.5	51.6	9,498	7,351	27.7	72.0	10,415	7,872	31.6	96.7
		29	6,808	5,725	21.3	43.3	8,292	6,870	25.6	61.2	9,950	8,086	30.2	87.2	10,911	8,659	34.5	118.8
		30	7,118	6,151	23.1	50.1	8,669	7,381	27.7	72.4	10,403	8,688	32.7	104.9	11,407	9,303	37.3	144.8
	7	24	4,166	2,976	10.3	15.8	4,999	3,499	11.1	17.1	6,011	4,142	13.6	21.9	6,606	4,424	14.9	24.8
		25	4,721	3,501	11.8	18.4	5,666	4,116	12.7	20.0	6,812	4,873	15.5	26.2	7,487	5,204	17.1	30.0
		26	5,166	3,939	13.3	21.2	6,199	4,631	14.3	23.3	7,453	5,482	17.5	31.1	8,191	5,855	19.2	36.1
		27	5,555	4,376	14.8	24.4	6,665	5,145	15.9	27.0	8,014	6,092	19.4	36.8	8,808	6,505	21.3	43.3
		28	5,832	4,814	16.3	27.9	6,999	5,660	17.5	31.0	8,415	6,701	21.4	43.4	9,248	7,156	23.5	51.6
		29	6,110	5,295	17.7	31.8	7,332	6,226	19.0	35.6	8,816	7,371	23.3	50.9	9,689	7,872	25.6	61.2
		30	6,388	5,689	19.2	36.1	7,665	6,689	20.6	40.8	9,217	7,919	25.3	59.5	10,129	8,457	27.7	72.4
	8	24	3,214	2,333	6.5	9.7	3,868	2,775	7.1	10.6	5,832	4,102	8.6	12.9	5,059	3,499	9.4	14.2
		25	3,642	2,744	7.4	11.1	4,384	3,265	8.1	12.1	6,610	4,826	9.8	14.9	5,733	4,116	10.7	16.4
		26	3,985	3,087	8.4	12.6	4,797	3,673	9.1	13.7	7,232	5,429	11.1	17.0	6,273	4,631	12.1	18.8
		27	4,285	3,430	9.3	14.0	5,158	4,081	10.1	15.4	7,776	6,032	12.3	19.3	6,745	5,145	13.4	21.5
		28	4,499	3,773	10.2	15.6	5,416	4,489	11.1	17.1	8,165	6,636	13.5	21.7	7,082	5,660	14.7	24.3
		29	4,713	4,151	11.2	17.2	5,674	4,938	12.1	19.0	8,554	7,299	14.8	24.4	7,419	6,226	16.1	27.5
		30	4,928	4,459	12.1	18.9	5,931	5,305	13.2	21.0	8,943	7,842	16.0	27.3	7,756	6,689	17.4	31.0
6	4	24	4,366	3,059	18.8	35.0	5,309	3,671	22.1	46.2	6,350	4,282	26.2	64.2	6,995	4,606	29.5	82.7
		25	4,948	3,599	21.5	44.0	6,016	4,318	25.3	59.7	7,197	5,038	30.0	85.7	7,928	5,419	33.7	112.6
		26	5,414	4,048	24.2	54.8	6,583	4,858	28.4	76.4	7,874	5,668	33.7	112.6	8,674	6,096	37.9	150.5
		27	5,821	4,498	26.9	67.9	7,078	5,398	31.6	96.7	8,467	6,297	37.5	145.9	-	-	-	-
		28	6,112	4,948	29.6	83.4	7,432	5,938	34.8	121.3	-	-	-	-	-	-	-	-
		29	6,403	5,443	32.3	101.8	-	-	-	-	-	-	-	-	-	-	-	-
		30	6,694	5,848	35.0	123.3	-	-	-	-	-	-	-	-	-	-	-	-
	5	24	4,118	3,023	12.3	19.3	4,725	3,427	14.8	24.4	5,954	4,210	20.0	38.6	6,549	4,462	22.0	45.5
		25	4,667	3,556	14.0	22.8	5,355	4,032	16.9	29.5	6,747	4,953	22.8	49.0	7,422	5,250	25.1	58.8
		26	5,106	4,001	15.8	26.8	5,859	4,536	19.0	35.4	7,382	5,572	25.7	61.7	8,121	5,906	28.2	75.1
		27	5,490	4,445	17.6	31.3	6,300	5,040	21.1	42.4	7,938	6,192	28.6	77.0	8,732	6,562	31.4	95.1
		28	5,765	4,890	19.3	36.4	6,615	5,544	23.2	50.4	8,335	6,811	31.4	95.4	9,168	7,218	34.5	119.1
		29	6,039	5,379	21.1	42.3	6,930	6,098	25.3	59.8	8,732	7,492	34.3	117.2	9,605	7,940	37.6	147.7
		30	6,314	5,779	22.8	48.9	7,245	6,552	27.4	70.6	9,129	8,049	37.1	142.7	-	-	-	-
	6	24	3,870	2,951	11.5	17.7	4,713	3,455	12.3	19.3	5,656	4,066	15.1	25.1	6,202	4,354	16.6	28.6
		25	4,386	3,472	13.1	20.9	5,342	4,064	14.0	22.8	6,410	4,784	17.2	30.4	7,028	5,123	18.9	35.2
		26	4,799	3,905	14.7	24.3	5,844	4,572	15.8	26.8	7,013	5,382	19.4	36.7	7,690	5,763	21.3	43.0
		27	5,160	4,339	16.4	28.2	6,284	5,080	17.6	31.3	7,541	5,980	21.5	44.0	8,269	6,403	23.6	52.3
		28	5,418	4,773	18.0	32.6	6,598	5,588	19.3	36.4	7,918	6,578	23.7	52.5	8,682	7,044	26.0	63.2
		29	5,676	5,251	19.7	37.6	6,913	6,147	21.1	42.3	8,295	7,236	25.8	62.4	9,096	7,748	28.4	75.9
		30	5,934	5,641	21.3	43.1	7,227	6,604	22.8	48.9	8,672	7,774	28.0	73.8	9,509	8,324	30.7	90.7
	7	24	3,473	2,663	8.8	13.3	4,167	3,131	9.5	14.4	5,011	3,707	11.6	18.0	5,507	3,958	12.8	20.2
		25	3,936	3,133	10.1	15.4	4,723	3,683	10.9	16.7	5,679	4,361	13.3	21.2	6,241	4,657	14.6	24.0
		26	4,306	3,524	11.4	17.6	5,168	4,144	12.2	19.1	6,213	4,906	15.0	24.8	6,829	5,239	16.4	28.4
		27	4,631	3,916	12.6	19.9	5,557	4,604	13.6	21.8	6,681	5,451	16.6	28.8	7,343	5,821	18.3	33.3
		28	4,862	4,308	13.9	22.5	5,834	5,064	14.9	24.8	7,015	5,996	18.3	33.4	7,710	6,403	20.1	38.9
		29	5,094	4,738	15.2	25.3	6,112	5,571	16.3	28.0	7,349	6,595	19.9	38.5	8,077	7,044	21.9	45.4
		30	5,325	5,091	16.4	28.4	6,390	5,985	17.7	31.6	7,683	7,086	21.6	44.2	8,444	7,568	23.7	52.7
	8	24	2,679	2,087	5.6	8.4	3,225	2,483	6.1	9.1	4,862	3,671	7.4	11.0	4,217	3,131	8.0	12.0
		25	3,036	2,455	6.4	9.5	3,655	2,921	6.9	10.4	5,510	4,318	8.4	12.6	4,779	3,683	9.2	13.8
		26	3,322	2,762	7.2	10.7	3,999	3,286	7.8	11.7	6,029	4,858	9.5	14.3	5,229	4,144	10.3	15.7
		27	3,572	3,069	8.0	11.9	4,300	3,651	8.7	13.0	6,483	5,398	10.5	16.1	5,623	4,604	11.5	17.7
		28	3,751	3,376	8.8	13.2	4,515	4,017	9.5	14.4	6,807	5,938	11.6	18.0	5,904	5,064	12.6	19.9
		29	3,929	3,714	9.6	14.4	4,730	4,418	10.4	15.8	7,131	6,531	12.6	19.9	6,185	5,571	13.8	22.2
		30	4,108	3,898	10.3	15.8	4,945	4,637	11.3	17.4	7,455	6,855	13.7	22.1	6,466	5,847	14.9	24.7

Note

1. TC : Total capacity(W), SHC : Sensible Heat Capacity(W)
2. Performances are based on the following conditions :
   1) Cooling
      - Inlet/Outlet Water Temp. 7°C / 12°C, Indoor Air Temp. 27°CDB / 19°CWB

6. Capacity Tables

Inlet Water Temp. (℃)	Water Temp Difference (℃)	Air Temp (℃ DB)	Air Temp(17℃ WB)				Air Temp(19℃ WB)				Air Temp(21℃ WB)				Air Temp(23℃ WB)			
			TC (W)	SHC (W)	Water Flow Rate (LPM)	Pressure Drop (kPa)	TC (W)	SHC (W)	Water Flow Rate (LPM)	Pressure Drop (kPa)	TC (W)	SHC (W)	Water Flow Rate (LPM)	Pressure Drop (kPa)	TC (W)	SHC (W)	Water Flow Rate (LPM)	Pressure Drop (kPa)
7	4	24	3,960	2,774	18.1	32.8	4,815	3,329	19.3	36.4	5,760	3,884	23.7	52.4	6,345	4,178	26.1	63.5
		25	4,488	3,264	20.7	40.9	5,457	3,917	22.0	45.8	6,528	4,570	27.1	68.6	7,191	4,915	29.8	84.6
		26	4,910	3,672	23.3	50.7	5,971	4,406	24.8	57.4	7,142	5,141	30.4	88.8	7,868	5,530	33.5	111.1
		27	5,280	4,080	25.8	62.4	6,420	4,896	27.6	71.3	7,680	5,712	33.8	113.5	8,460	6,144	37.2	143.7
		28	5,544	4,488	28.4	76.2	6,741	5,386	30.3	87.9	8,064	6,283	37.2	143.4	-	-	-	-
		29	5,808	4,937	31.0	92.6	7,062	5,924	33.1	107.5	-	-	-	-	-	-	-	-
		30	6,072	5,304	33.6	111.7	7,383	6,365	35.8	130.5	-	-	-	-	-	-	-	-
	5	24	3,735	2,742	11.3	17.4	4,500	3,264	13.3	21.2	5,400	3,819	16.2	27.8	5,940	4,047	17.8	32.0
		25	4,233	3,226	12.9	20.5	5,100	3,840	15.2	25.4	6,120	4,493	18.5	34.1	6,732	4,762	20.4	39.9
		26	4,631	3,629	14.5	23.9	5,580	4,320	17.1	30.1	6,696	5,054	20.9	41.6	7,366	5,357	22.9	49.3
		27	4,980	4,032	16.2	27.6	6,000	4,800	19.0	38.2	7,200	5,616	23.2	50.4	7,920	5,952	25.5	60.5
		28	5,229	4,435	17.8	31.9	6,300	5,280	20.9	41.7	7,560	6,178	25.5	60.7	8,316	6,547	28.0	73.8
		29	5,478	4,879	19.4	36.7	6,600	5,808	22.8	48.8	7,920	6,795	27.8	72.8	8,712	7,202	30.6	89.5
		30	5,727	5,242	21.0	42.0	6,900	6,240	24.7	56.9	8,280	7,301	30.1	86.8	9,108	7,738	33.1	107.8
	6	24	3,510	2,676	9.3	14.0	4,275	3,133	10.0	15.1	5,130	3,688	12.2	19.2	5,625	3,949	13.4	21.5
		25	3,978	3,149	10.6	16.3	4,845	3,686	11.4	17.6	5,814	4,339	14.0	22.7	6,375	4,646	15.4	25.7
		26	4,352	3,542	12.0	18.7	5,301	4,147	12.8	20.3	6,361	4,882	15.7	26.6	6,975	5,227	17.3	30.5
		27	4,680	3,936	13.3	21.2	5,700	4,608	14.3	23.2	6,840	5,424	17.5	31.1	7,500	5,808	19.2	36.1
		28	4,914	4,330	14.6	24.1	5,985	5,069	15.7	26.5	7,182	5,966	19.2	36.2	7,875	6,389	21.1	42.4
		29	5,148	4,763	16.0	27.2	6,270	5,576	17.1	30.1	7,524	6,563	21.0	42.0	8,250	7,028	23.0	49.7
		30	5,382	5,117	17.3	30.6	6,555	5,990	18.5	34.1	7,866	7,051	22.7	48.5	8,625	7,550	24.9	58.1
	7	24	3,150	2,415	7.2	10.7	3,780	2,840	7.7	11.5	4,545	3,362	9.4	14.3	4,995	3,590	10.4	15.8
		25	3,570	2,842	8.2	12.3	4,284	3,341	8.8	13.3	5,151	3,955	10.8	16.5	5,661	4,224	11.9	18.4
		26	3,906	3,197	9.2	13.9	4,687	3,758	9.9	15.0	5,636	4,450	12.1	19.0	6,194	4,752	13.3	21.3
		27	4,200	3,552	10.3	15.6	5,040	4,176	11.0	16.9	6,060	4,944	13.5	21.6	6,660	5,280	14.8	24.5
		28	4,410	3,907	11.3	17.4	5,292	4,594	12.1	18.9	6,363	5,438	14.8	24.5	6,993	5,808	16.3	28.0
		29	4,620	4,298	12.3	19.3	5,544	5,053	13.2	21.1	6,666	5,982	16.2	27.7	7,326	6,389	17.8	31.9
		30	4,830	4,618	13.3	21.3	5,796	5,429	14.3	23.4	6,969	6,427	17.5	31.3	7,659	6,864	19.3	36.3
	8	24	2,430	1,893	4.5	6.8	2,925	2,252	4.9	7.4	4,410	3,329	6.0	9.0	3,825	2,840	6.5	9.7
		25	2,754	2,227	5.2	7.8	3,315	2,650	5.6	8.4	4,998	3,917	6.8	10.2	4,335	3,341	7.4	11.1
		26	3,013	2,506	5.8	8.7	3,627	2,981	6.3	9.5	5,468	4,406	7.7	11.5	4,743	3,758	8.4	12.6
		27	3,240	2,784	6.5	9.7	3,900	3,312	7.0	10.5	5,880	4,896	8.6	12.8	5,100	4,176	9.3	14.0
		28	3,402	3,062	7.1	10.6	4,095	3,643	7.7	11.6	6,174	5,386	9.4	14.2	5,355	4,594	10.2	15.6
		29	3,564	3,369	7.8	11.6	4,290	4,008	8.4	12.7	6,468	5,924	10.3	15.6	5,610	5,053	11.2	17.2
		30	3,726	3,536	8.4	12.6	4,485	4,206	9.1	13.8	6,762	6,218	11.1	17.1	5,865	5,304	12.1	18.9
8	4	24	3,208	2,348	17.0	29.9	3,900	2,818	18.1	33.0	4,666	3,288	22.3	46.7	5,139	3,536	24.5	56.2
		25	3,635	2,763	19.5	36.9	4,420	3,315	20.7	41.1	5,288	3,868	25.5	60.5	5,825	4,160	28.0	74.0
		26	3,977	3,108	21.9	45.2	4,836	3,730	23.3	51.0	5,785	4,351	28.6	77.5	6,373	4,680	31.5	96.2
		27	4,277	3,453	24.3	55.2	5,200	4,144	25.9	62.8	6,221	4,835	31.8	98.3	6,853	5,200	35.0	123.6
		28	4,491	3,799	26.7	67.0	5,460	4,558	28.5	76.8	6,532	5,318	35.0	123.3	7,195	5,720	38.5	156.8
		29	4,704	4,179	29.2	80.7	5,720	5,014	31.1	93.3	6,843	5,850	38.2	153.1	-	-	-	-
		30	4,918	4,489	31.6	96.8	5,980	5,387	33.7	112.5	-	-	-	-	-	-	-	-
	5	24	3,025	2,321	10.6	16.3	4,050	3,003	12.9	20.4	4,374	3,232	15.3	25.5	4,811	3,426	16.8	29.2
		25	3,429	2,730	12.2	19.0	4,590	3,533	14.7	24.3	4,957	3,803	17.4	31.0	5,453	4,030	19.2	36.0
		26	3,751	3,071	13.7	22.0	5,022	3,974	16.6	28.7	5,424	4,278	19.6	37.4	5,966	4,534	21.6	44.1
		27	4,034	3,413	15.2	25.4	5,400	4,416	18.4	33.8	5,832	4,753	21.8	45.0	6,415	5,038	24.0	53.6
		28	4,235	3,754	16.7	29.1	5,670	4,858	20.3	39.5	6,124	5,229	24.0	53.8	6,736	5,542	26.4	64.9
		29	4,437	4,129	18.2	33.2	5,940	5,343	22.1	46.1	6,415	5,752	26.2	64.0	7,057	6,096	28.7	78.1
		30	4,639	4,436	19.8	37.8	6,210	5,741	24.0	53.6	6,707	6,179	28.4	75.8	7,377	6,549	31.1	93.5
	6	24	2,843	2,265	8.8	13.2	3,463	2,652	9.4	14.2	4,155	3,122	11.5	17.8	4,556	3,343	12.6	19.9
		25	3,222	2,665	10.0	15.2	3,924	3,120	10.7	16.4	4,709	3,673	13.2	21.0	5,164	3,933	14.4	23.7
		26	3,525	2,998	11.3	17.4	4,294	3,510	12.1	18.8	5,153	4,132	14.8	24.5	5,650	4,424	16.3	27.9
		27	3,791	3,331	12.5	19.7	4,617	3,900	13.4	21.5	5,540	4,591	16.4	28.4	6,075	4,916	18.1	32.7
		28	3,980	3,665	13.8	22.2	4,848	4,290	14.7	24.3	5,817	5,050	18.1	32.8	6,379	5,407	19.9	38.2
		29	4,170	3,864	15.0	24.9	5,079	4,524	16.1	27.5	6,094	5,325	19.7	37.8	6,683	5,702	21.7	44.5
		30	4,359	4,098	16.3	27.9	5,310	4,953	17.4	31.0	6,371	5,830	21.4	43.4	6,986	6,243	23.5	51.6
	7	24	2,552	2,044	6.8	10.1	3,062	2,404	7.3	10.8	3,681	2,846	8.9	13.4	4,046	3,039	9.8	14.8
		25	2,892	2,405	7.7	11.6	3,470	2,828	8.3	12.4	4,172	3,348	10.2	15.4	4,585	3,575	11.2	17.2
		26	3,164	2,706	8.7	13.1	3,797	3,181	9.3	14.1	4,565	3,766	11.4	17.7	5,017	4,022	12.5	19.8
		27	3,402	3,006	9.7	14.6	4,082	3,535	10.4	15.8	4,909	4,185	12.7	20.0	5,395	4,469	13.9	22.6
		28	3,572	3,307	10.6	16.2	4,287	3,888	11.4	17.6	5,154	4,603	14.0	22.6	5,664	4,916	15.3	25.7
		29	3,742	3,487	11.6	17.9	4,491	4,100	12.4	19.6	5,399	4,854	15.2	25.4	5,934	5,184	16.7	29.1
		30	3,912	3,698	12.5	19.8	4,695	4,348	13.5	21.6	5,645	5,147	16.5	28.5	6,204	5,586	18.1	32.9
	8	24	1,968	1,602	4.3	6.4	2,369	1,906	4.6	7.0	3,572	2,818	5.6	8.4	3,098	2,404	6.1	9.2
		25	2,231	1,885	4.9	7.3	2,685	2,243	5.3	7.9	4,048	3,315	6.4	9.6	3,511	2,828	7.0	10.5
		26	2,441	2,121	5.5	8.2	2,938	2,523	6.0	8.9	4,429	3,730	7.2	10.8	3,842	3,181	7.9	11.8
		27	2,624	2,356	6.1	9.1	3,159	2,803	6.6	9.9	4,763	4,144	8.0	12.0	4,131	3,535	8.8	13.2
		28	2,756	2,592	6.7	10.0	3,317	3,084	7.3	10.9	5,001	4,558	8.8	13.3	4,338	3,888	9.6	14.6
		29	2,887	2,733	7.3	10.9	3,475	3,252	7.9	11.9	5,239	4,807	9.7	14.6	4,544	4,100	10.5	16.0
		30	3,018	2,875	7.9	11.8	3,633	3,420	8.6	12.9	5,477	5,056	10.5	16.0	4,751	4,348	11.4	17.6

Note

1. TC : Total capacity(W), SHC : Sensible Heat Capacity(W)
2. Performances are based on the following conditions :
   1) Cooling
      - Inlet/Outlet Water Temp. 7°C / 12°C, Indoor Air Temp. 27°CDB / 19°CWB

6. Capacity Tables

Inlet Water Temp. (℃)	Water Temp Difference (℃)	Air Temp (℃ DB)	Air Temp(17℃ WB)				Air Temp(19℃ WB)				Air Temp(21℃ WB)				Air Temp(23℃ WB)			
			TC (W)	SHC (W)	Water Flow Rate (LPM)	Pressure Drop (kPa)	TC (W)	SHC (W)	Water Flow Rate (LPM)	Pressure Drop (kPa)	TC (W)	SHC (W)	Water Flow Rate (LPM)	Pressure Drop (kPa)	TC (W)	SHC (W)	Water Flow Rate (LPM)	Pressure Drop (kPa)
9	4	24	2,663	2,005	14.3	23.4	3,238	2,405	15.3	25.5	3,873	2,806	18.8	34.7	4,266	3,019	20.6	40.8
		25	3,018	2,358	16.4	28.2	3,669	2,830	17.5	31.0	4,389	3,302	21.4	43.6	4,835	3,551	23.6	52.1
		26	3,302	2,653	18.4	33.8	4,015	3,184	19.6	37.5	4,803	3,714	24.1	54.3	5,290	3,995	26.5	65.9
		27	3,550	2,948	20.5	40.2	4,317	3,537	21.8	45.0	5,164	4,127	26.8	67.2	5,689	4,439	29.5	82.7
		28	3,728	3,243	22.5	47.7	4,533	3,891	24.0	53.8	5,422	4,540	29.5	82.5	5,973	4,883	32.4	102.9
		29	3,905	3,567	24.6	56.3	4,748	4,280	26.2	64.1	5,680	4,994	32.1	100.6	6,257	5,371	35.4	126.7
		30	4,083	3,832	26.6	66.2	4,964	4,599	28.4	75.9	5,939	5,365	34.8	121.8	-	-	-	-
	5	24	2,511	1,981	9.0	13.5	3,690	2,774	11.8	18.4	3,631	2,759	12.9	20.4	3,994	2,924	14.1	23.0
		25	2,846	2,330	10.2	15.6	4,182	3,264	13.5	21.7	4,115	3,246	14.7	24.2	4,527	3,440	16.1	27.6
		26	3,114	2,622	11.5	17.8	4,576	3,672	15.2	25.4	4,502	3,652	16.5	28.6	4,953	3,870	18.2	33.0
		27	3,349	2,913	12.8	20.2	4,920	4,080	16.9	29.6	4,841	4,058	18.4	33.6	5,325	4,300	20.2	39.2
		28	3,516	3,204	14.1	22.9	5,166	4,488	18.6	34.3	5,083	4,463	20.2	39.3	5,592	4,730	22.2	46.4
		29	3,683	3,379	15.4	25.7	5,412	4,733	20.3	39.6	5,325	4,707	22.0	45.8	5,858	4,988	24.2	54.7
		30	3,851	3,554	16.6	28.9	5,658	4,978	22.0	45.6	5,567	4,950	23.9	53.3	6,124	5,246	26.2	64.2
	6	24	2,360	1,934	7.4	11.0	2,875	2,264	7.9	11.8	3,449	2,665	9.7	14.7	3,782	2,853	10.6	16.3
		25	2,675	2,275	8.4	12.6	3,258	2,663	9.0	13.6	3,909	3,135	11.1	17.0	4,287	3,357	12.2	19.0
		26	2,927	2,559	9.5	14.3	3,564	2,996	10.2	15.4	4,277	3,527	12.5	19.6	4,690	3,777	13.7	22.0
		27	3,147	2,844	10.5	16.1	3,833	3,329	11.3	17.4	4,599	3,919	13.8	22.4	5,043	4,196	15.2	25.4
		28	3,304	3,043	11.6	18.0	4,024	3,562	12.4	19.5	4,829	4,193	15.2	25.4	5,295	4,490	16.7	29.1
		29	3,462	3,213	12.6	19.9	4,216	3,762	13.5	21.7	5,059	4,428	16.6	28.8	5,547	4,742	18.2	33.2
		30	3,619	3,413	13.7	22.1	4,408	3,995	14.7	24.2	5,289	4,703	18.0	32.5	5,799	5,036	19.8	37.9
	7	24	2,118	1,745	5.7	8.5	2,542	2,052	6.1	9.1	3,056	2,429	7.5	11.2	3,359	2,594	8.2	12.3
		25	2,400	2,053	6.5	9.7	2,881	2,414	7.0	10.4	3,464	2,858	8.5	12.8	3,806	3,052	9.4	14.2
		26	2,626	2,310	7.3	10.9	3,152	2,715	7.9	11.8	3,790	3,215	9.6	14.5	4,165	3,433	10.6	16.1
		27	2,824	2,566	8.1	12.2	3,389	3,017	8.7	13.1	4,075	3,572	10.7	16.3	4,478	3,815	11.7	18.2
		28	2,965	2,746	8.9	13.4	3,558	3,228	9.6	14.5	4,278	3,822	11.8	18.3	4,702	4,082	12.9	20.5
		29	3,106	2,900	9.8	14.8	3,728	3,409	10.5	16.0	4,482	4,036	12.8	20.3	4,926	4,311	14.1	22.9
		30	3,248	3,080	10.6	16.1	3,897	3,621	11.3	17.5	4,686	4,286	13.9	22.5	5,150	4,578	15.3	25.5
	8	24	1,634	1,368	3.6	5.5	1,967	1,627	3.9	5.9	2,965	2,405	4.7	7.1	2,572	2,052	5.2	7.8
		25	1,852	1,609	4.1	6.2	2,229	1,914	4.5	6.7	3,361	2,830	5.4	8.1	2,915	2,414	5.9	8.8
		26	2,026	1,810	4.6	7.0	2,439	2,154	5.0	7.5	3,677	3,184	6.1	9.1	3,189	2,715	6.6	9.9
		27	2,179	2,011	5.1	7.7	2,622	2,393	5.6	8.4	3,954	3,537	6.8	10.1	3,429	3,017	7.4	11.0
		28	2,288	2,152	5.6	8.4	2,753	2,560	6.1	9.2	4,151	3,785	7.4	11.1	3,601	3,228	8.1	12.2
		29	2,396	2,273	6.1	9.2	2,885	2,704	6.7	10.0	4,349	3,997	8.1	12.2	3,772	3,409	8.8	13.3
		30	2,505	2,414	6.7	9.9	3,016	2,872	7.2	10.8	4,547	4,245	8.8	13.2	3,944	3,621	9.6	14.5

Note

1. TC : Total capacity(W), SHC : Sensible Heat Capacity(W)
2. Performances are based on the following conditions :
   1) Cooling
      - Inlet/Outlet Water Temp. 7°C / 12°C, Indoor Air Temp. 27°CDB / 19°CWB

6. Capacity Tables

◆ WF4A021C2TA

Inlet Water Temp. (℃)	Water Temp Difference (℃)	Air Temp (℃ DB)	Air Temp(17℃ WB)				Air Temp(19℃ WB)				Air Temp(21℃ WB)				Air Temp(23℃ WB)			
			TC (W)	SHC (W)	Water Flow Rate (LPM)	Pressure Drop (kPa)	TC (W)	SHC (W)	Water Flow Rate (LPM)	Pressure Drop (kPa)	TC (W)	SHC (W)	Water Flow Rate (LPM)	Pressure Drop (kPa)	TC (W)	SHC (W)	Water Flow Rate (LPM)	Pressure Drop (kPa)
5	4	24	7,000	4,370	22.2	46.6	7,640	4,960	24.3	55.3	9,140	5,780	27.5	71.1	10,070	6,220	31.8	97.8
		25	7,930	5,150	25.4	60.2	8,660	5,830	27.8	72.8	10,360	6,800	31.4	95.6	11,410	7,320	36.3	134.8
		26	8,680	5,790	28.6	77.1	9,480	6,560	31.3	94.6	11,330	7,650	35.4	126.6	-	-	-	-
		27	9,330	6,430	31.8	97.8	10,190	7,290	34.8	121.4	-	-	-	-	-	-	-	-
		28	9,800	7,070	34.9	122.7	10,700	8,020	38.3	153.8	-	-	-	-	-	-	-	-
		29	10,260	7,780	38.1	152.3	-	-	-	-	-	-	-	-	-	-	-	-
		30	-	-	-	-	-	-	-	-	-	-	-	-	-	-	-	-
	5	24	5,930	4,030	15.9	27.0	6,210	4,380	17.6	31.5	8,570	5,690	23.3	50.8	9,430	6,030	27.5	71.1
		25	6,720	4,740	18.1	33.0	7,040	5,150	20.2	39.2	9,710	6,690	26.6	66.3	10,680	7,090	31.4	95.6
		26	7,350	5,330	20.4	40.0	7,700	5,790	22.7	48.3	10,630	7,520	29.9	85.5	11,690	7,980	35.4	126.6
		27	7,900	5,920	22.7	48.3	8,280	6,440	25.2	59.3	11,430	8,360	33.3	109.1	12,570	8,860	39.3	164.9
		28	8,300	6,520	24.9	58.1	8,690	7,080	27.7	72.2	12,000	9,200	36.6	137.6	-	-	-	-
		29	8,690	7,170	27.2	69.5	9,110	7,790	30.2	87.5	12,570	10,120	39.9	171.5	-	-	-	-
		30	9,090	7,700	29.5	82.6	9,520	8,370	32.8	105.2	-	-	-	-	-	-	-	-
	6	24	5,570	3,890	13.8	22.2	6,780	4,670	16.5	28.5	8,140	5,490	19.5	37.0	8,930	5,880	22.2	46.6
		25	6,310	4,570	15.7	26.6	7,690	5,490	18.9	35.1	9,230	6,460	22.3	46.7	10,120	6,920	25.4	60.2
		26	6,910	5,150	17.7	31.7	8,410	6,170	21.2	42.9	10,100	7,270	25.0	58.5	11,070	7,780	28.6	77.1
		27	7,430	5,720	19.7	37.5	9,050	6,860	23.6	52.1	10,860	8,080	27.8	72.8	11,900	8,650	31.8	97.8
		28	7,800	6,290	21.6	44.3	9,500	7,550	25.9	62.9	11,400	8,880	30.6	89.8	12,500	9,510	34.9	122.7
		29	8,170	6,920	23.6	52.1	9,950	8,300	28.3	75.5	11,940	9,770	33.4	110.0	-	-	-	-
		30	8,540	7,430	25.6	61.0	10,400	8,920	30.7	90.3	-	-	-	-	-	-	-	-
	7	24	5,000	3,600	11.4	17.7	6,000	4,230	12.3	19.2	7,210	5,010	15.0	25.0	7,930	5,350	16.5	28.5
		25	5,670	4,230	13.1	20.8	6,800	4,970	14.0	22.8	8,170	5,890	17.2	30.3	8,980	6,290	18.9	35.1
		26	6,200	4,760	14.7	24.2	7,440	5,600	15.8	26.8	8,940	6,620	19.3	36.5	9,830	7,070	21.2	42.9
		27	6,670	5,290	16.3	28.1	8,000	6,220	17.5	31.3	9,620	7,360	21.5	43.7	10,570	7,860	23.6	52.1
		28	7,000	5,820	18.0	32.4	8,400	6,840	19.3	36.4	10,100	8,100	23.6	52.2	11,100	8,650	25.9	62.9
		29	7,330	6,400	19.6	37.3	8,800	7,520	21.0	42.2	10,580	8,910	25.8	62.0	11,630	9,510	28.3	75.5
		30	7,670	6,870	21.2	42.9	9,200	8,080	22.8	48.8	11,060	9,570	27.9	73.3	12,150	10,220	30.7	90.3
	8	24	3,860	2,820	7.2	10.8	4,640	3,350	7.8	11.7	7,000	4,960	9.5	14.4	6,070	4,230	10.4	15.8
		25	4,370	3,320	8.2	12.3	5,260	3,940	9.0	13.5	7,930	5,830	10.9	16.7	6,880	4,970	11.9	18.4
		26	4,780	3,730	9.3	14.0	5,760	4,440	10.1	15.3	8,680	6,560	12.2	19.2	7,530	5,600	13.3	21.3
		27	5,140	4,140	10.3	15.7	6,190	4,930	11.2	17.2	9,330	7,290	13.6	21.9	8,090	6,220	14.8	24.5
		28	5,400	4,560	11.3	17.4	6,500	5,420	12.3	19.3	9,800	8,020	15.0	24.8	8,500	6,840	16.3	28.0
		29	5,660	5,020	12.3	19.4	6,810	5,970	13.4	21.5	10,260	8,820	16.3	28.1	8,900	7,520	17.8	31.9
		30	5,910	5,390	13.4	21.4	7,120	6,410	14.5	23.9	10,730	9,480	17.7	31.7	9,310	8,080	19.3	36.3
6	4	24	5,240	3,700	20.8	41.4	6,370	4,440	24.5	55.8	7,620	5,170	29.0	79.5	8,390	5,570	32.6	104.0
		25	5,940	4,350	23.8	53.0	7,220	5,220	27.9	73.5	8,640	6,090	33.1	107.9	9,510	6,550	37.3	143.9
		26	6,500	4,890	26.8	67.1	7,900	5,870	31.4	95.6	9,450	6,850	37.3	143.9	-	-	-	-
		27	6,990	5,440	29.8	84.3	8,490	6,520	34.9	122.7	-	-	-	-	-	-	-	-
		28	7,330	5,980	32.7	105.0	8,920	7,170	38.4	155.6	-	-	-	-	-	-	-	-
		29	7,680	6,580	35.7	129.5	-	-	-	-	-	-	-	-	-	-	-	-
		30	8,030	7,070	38.7	158.2	-	-	-	-	-	-	-	-	-	-	-	-
	5	24	4,940	3,650	13.6	21.8	5,670	4,140	16.3	28.1	7,140	5,090	22.1	46.1	7,860	5,390	24.3	55.0
		25	5,600	4,300	15.5	26.1	6,430	4,870	18.6	34.4	8,100	5,990	25.3	59.5	8,910	6,340	27.7	72.3
		26	6,130	4,830	17.5	31.1	7,030	5,480	21.0	42.0	8,860	6,730	28.4	76.2	9,740	7,140	31.2	93.9
		27	6,590	5,370	19.4	36.7	7,560	6,090	23.3	50.9	9,530	7,480	31.6	96.5	10,480	7,930	34.7	120.5
		28	6,920	5,910	21.3	43.3	7,940	6,700	25.6	61.4	10,000	8,230	34.7	120.9	11,000	8,720	38.1	152.7
		29	7,250	6,500	23.3	50.8	8,320	7,370	28.0	73.6	10,480	9,050	37.9	150.0	-	-	-	-
		30	7,580	6,980	25.2	59.4	8,690	7,920	30.3	87.9	-	-	-	-	-	-	-	-
	6	24	4,640	3,570	12.7	20.0	5,660	4,170	13.6	21.8	6,790	4,910	16.7	28.9	7,440	5,260	18.3	33.4
		25	5,260	4,190	14.5	23.8	6,410	4,910	15.5	26.1	7,690	5,780	19.0	35.6	8,430	6,190	20.9	41.7
		26	5,760	4,720	16.3	28.0	7,010	5,520	17.5	31.1	8,420	6,500	21.4	43.6	9,230	6,960	23.5	51.8
		27	6,190	5,240	18.1	32.9	7,540	6,140	19.4	36.7	9,050	7,230	23.8	53.0	9,920	7,740	26.1	63.8
		28	6,500	5,770	19.9	38.4	7,920	6,750	21.3	43.3	9,500	7,950	26.2	64.1	10,420	8,510	28.7	78.1
		29	6,810	6,340	21.7	44.7	8,300	7,430	23.3	50.8	9,950	8,740	28.6	77.1	10,910	9,360	31.4	95.0
		30	7,120	6,820	23.5	51.9	8,670	7,980	25.2	59.4	10,410	9,390	30.9	92.2	11,410	10,060	34.0	114.7
	7	24	4,170	3,220	9.8	14.8	5,000	3,780	10.5	16.0	6,010	4,480	12.9	20.4	6,610	4,780	14.1	23.0
		25	4,720	3,790	11.2	17.2	5,670	4,450	12.0	18.7	6,810	5,270	14.7	24.2	7,490	5,630	16.1	27.6
		26	5,170	4,260	12.6	19.8	6,200	5,010	13.5	21.7	7,460	5,930	16.5	28.6	8,190	6,330	18.2	33.0
		27	5,560	4,730	14.0	22.6	6,670	5,560	15.0	24.9	8,020	6,590	18.4	33.6	8,810	7,030	20.2	39.2
		28	5,830	5,210	15.4	25.8	7,000	6,120	16.5	28.5	8,420	7,240	20.2	39.3	9,250	7,740	22.2	46.5
		29	6,110	5,730	16.8	29.2	7,330	6,730	18.0	32.6	8,820	7,970	22.0	45.9	9,690	8,510	24.2	54.8
		30	6,390	6,150	18.2	33.0	7,670	7,230	19.5	37.1	9,220	8,560	23.9	53.3	10,130	9,140	26.2	64.3
	8	24	3,210	2,520	6.2	9.2	3,870	3,000	6.7	10.0	5,830	4,440	8.2	12.2	5,060	3,780	8.9	13.3
		25	3,640	2,970	7.0	10.5	4,390	3,530	7.7	11.5	6,610	5,220	9.3	14.1	5,740	4,450	10.1	15.4
		26	3,990	3,340	7.9	11.9	4,800	3,970	8.6	12.9	7,230	5,870	10.5	16.0	6,270	5,010	11.4	17.6
		27	4,290	3,710	8.8	13.2	5,160	4,410	9.6	14.5	7,780	6,520	11.6	18.1	6,750	5,560	12.7	20.0
		28	4,500	4,080	9.7	14.6	5,420	4,850	10.5	16.1	8,170	7,170	12.8	20.3	7,080	6,120	13.9	22.6
		29	4,720	4,490	10.6	16.1	5,680	5,340	11.5	17.8	8,560	7,890	14.0	22.6	7,420	6,730	15.2	25.4
		30	4,930	4,710	11.4	17.7	5,930	5,600	12.4	19.6	8,950	8,280	15.1	25.2	7,760	7,070	16.5	28.5

Note

1. TC : Total capacity(W), SHC : Sensible Heat Capacity(W)
2. Performances are based on the following conditions :
   - Inlet/Outlet Water Temp. 7°C / 12°C, Indoor Air Temp. 27°CDB / 19°CWB

6. Capacity Tables

Inlet Water Temp. (℃)	Water Temp Difference (℃)	Air Temp (℃ DB)	Air Temp(17℃ WB)				Air Temp(19℃ WB)				Air Temp(21℃ WB)				Air Temp(23℃ WB)			
			TC (W)	SHC (W)	Water Flow Rate (LPM)	Pressure Drop (kPa)	TC (W)	SHC (W)	Water Flow Rate (LPM)	Pressure Drop (kPa)	TC (W)	SHC (W)	Water Flow Rate (LPM)	Pressure Drop (kPa)	TC (W)	SHC (W)	Water Flow Rate (LPM)	Pressure Drop (kPa)
7	4	24	4,750	3,350	20.0	38.6	5,780	4,020	21.3	43.2	6,910	4,690	26.2	64.0	7,610	5,050	28.8	78.5
		25	5,390	3,940	22.8	49.0	6,550	4,730	24.4	55.4	7,830	5,520	29.9	85.3	8,630	5,940	32.9	106.5
		26	5,890	4,440	25.7	61.7	7,160	5,320	27.4	70.5	8,570	6,210	33.6	112.1	9,440	6,680	37.0	141.9
		27	6,340	4,930	28.6	77.0	7,700	5,920	30.5	88.8	9,220	6,900	37.4	145.1	-	-	-	-
		28	6,650	5,420	31.4	95.4	8,090	6,510	33.5	110.9	-	-	-	-	-	-	-	-
		29	6,970	5,970	34.3	117.2	8,470	7,160	36.5	137.1	-	-	-	-	-	-	-	-
		30	7,290	6,410	37.1	142.7	-	-	-	-	-	-	-	-	-	-	-	-
	5	24	4,480	3,310	12.5	19.7	5,400	3,940	14.7	24.2	6,480	4,610	17.9	32.4	7,130	4,890	19.7	37.7
		25	5,080	3,900	14.3	23.3	6,120	4,640	16.8	29.3	7,340	5,430	20.5	40.3	8,080	5,750	22.5	47.7
		26	5,560	4,380	16.1	27.4	6,700	5,220	18.9	35.2	8,040	6,110	23.1	49.9	8,840	6,470	25.3	59.9
		27	5,980	4,870	17.9	32.1	7,200	5,800	21.0	45.9	8,640	6,790	25.6	61.3	9,500	7,190	28.1	74.6
		28	6,270	5,360	19.6	37.5	7,560	6,380	23.1	50.0	9,070	7,460	28.2	74.8	9,980	7,910	31.0	92.2
		29	6,570	5,900	21.4	43.5	7,920	7,020	25.2	59.3	9,500	8,210	30.7	90.8	10,450	8,700	33.8	113.1
		30	6,870	6,330	23.2	50.5	8,280	7,540	27.3	69.9	9,940	8,820	33.3	109.4	10,930	9,350	36.6	137.5
	6	24	4,210	3,230	10.3	15.7	5,130	3,790	11.0	16.9	6,160	4,460	13.5	21.7	6,750	4,770	14.8	24.6
		25	4,770	3,800	11.8	18.3	5,810	4,450	12.6	19.9	6,980	5,240	15.5	26.0	7,650	5,610	17.0	29.7
		26	5,220	4,280	13.2	21.1	6,360	5,010	14.2	23.1	7,630	5,900	17.4	30.8	8,370	6,320	19.1	35.8
		27	5,620	4,760	14.7	24.2	6,840	5,570	15.8	26.7	8,210	6,550	19.3	36.5	9,000	7,020	21.2	42.8
		28	5,900	5,230	16.2	27.7	7,180	6,120	17.3	30.7	8,620	7,210	21.3	42.9	9,450	7,720	23.3	51.0
		29	6,180	5,750	17.6	31.5	7,520	6,740	18.9	35.2	9,030	7,930	23.2	50.4	9,900	8,490	25.5	60.5
		30	6,460	6,180	19.1	35.8	7,870	7,240	20.5	40.2	9,440	8,520	25.1	58.9	10,350	9,120	27.6	71.4
	7	24	3,780	2,920	7.9	11.9	4,540	3,430	8.5	12.8	5,450	4,060	10.4	15.9	5,990	4,340	11.5	17.7
		25	4,280	3,430	9.1	13.7	5,140	4,040	9.7	14.8	6,180	4,780	11.9	18.6	6,790	5,100	13.1	20.9
		26	4,690	3,860	10.2	15.5	5,620	4,540	11.0	16.8	6,760	5,380	13.4	21.5	7,430	5,740	14.7	24.3
		27	5,040	4,290	11.3	17.5	6,050	5,050	12.2	19.1	7,270	5,970	14.9	24.7	7,990	6,380	16.4	28.2
		28	5,290	4,720	12.5	19.6	6,350	5,550	13.4	21.4	7,640	6,570	16.4	28.3	8,390	7,020	18.0	32.6
		29	5,540	5,190	13.6	21.9	6,650	6,110	14.6	24.0	8,000	7,230	17.9	32.2	8,790	7,720	19.7	37.5
		30	5,800	5,580	14.7	24.3	6,960	6,560	15.8	26.9	8,360	7,770	19.4	36.7	9,190	8,290	21.3	43.1
	8	24	2,920	2,290	5.0	7.5	3,510	2,720	5.4	8.2	5,290	4,020	6.6	9.9	4,590	3,430	7.2	10.8
		25	3,300	2,690	5.7	8.6	3,980	3,200	6.2	9.3	6,000	4,730	7.6	11.3	5,200	4,040	8.2	12.3
		26	3,620	3,030	6.4	9.6	4,350	3,600	7.0	10.5	6,560	5,320	8.5	12.8	5,690	4,540	9.3	14.0
		27	3,890	3,360	7.1	10.7	4,680	4,000	7.8	11.6	7,060	5,920	9.5	14.3	6,120	5,050	10.3	15.7
		28	4,080	3,700	7.9	11.8	4,910	4,400	8.5	12.8	7,410	6,510	10.4	15.8	6,430	5,550	11.3	17.5
		29	4,280	4,070	8.6	12.9	5,150	4,840	9.3	14.1	7,760	7,160	11.3	17.5	6,730	6,110	12.3	19.4
		30	4,470	4,270	9.3	14.0	5,380	5,080	10.1	15.4	8,110	7,510	12.3	19.3	7,040	6,410	13.4	21.4
8	4	24	3,850	2,840	18.8	34.9	4,680	3,400	20.1	38.8	5,600	3,970	24.6	56.6	6,170	4,270	27.1	68.9
		25	4,360	3,340	21.5	43.8	5,300	4,010	22.9	49.3	6,350	4,670	28.1	74.6	6,990	5,030	31.0	92.4
		26	4,770	3,760	24.2	54.6	5,800	4,510	25.8	62.1	6,940	5,260	31.7	97.1	7,650	5,660	34.9	122.1
		27	5,130	4,170	26.9	67.6	6,240	5,010	28.7	77.6	7,460	5,840	35.2	124.8	8,220	6,280	38.7	158.7
		28	5,390	4,590	29.6	83.1	6,550	5,510	31.5	96.1	7,840	6,430	38.7	158.3	-	-	-	-
		29	5,650	5,050	32.2	101.4	6,860	6,060	34.4	118.1	-	-	-	-	-	-	-	-
		30	5,900	5,420	34.9	122.7	7,180	6,510	37.2	143.8	-	-	-	-	-	-	-	-
	5	24	3,630	2,800	11.8	18.3	4,860	3,630	14.3	23.3	5,250	3,910	16.9	29.5	5,770	4,140	18.5	34.1
		25	4,110	3,300	13.4	21.5	5,510	4,270	16.3	28.0	5,950	4,590	19.3	36.4	6,540	4,870	21.2	42.7
		26	4,500	3,710	15.1	25.2	6,030	4,800	18.3	33.5	6,510	5,170	21.7	44.6	7,160	5,480	23.8	53.1
		27	4,840	4,120	16.8	29.3	6,480	5,340	20.4	39.9	7,000	5,740	24.1	54.3	7,700	6,090	26.5	65.6
		28	5,080	4,540	18.5	33.9	6,800	5,870	22.4	47.3	7,350	6,320	26.5	65.8	8,080	6,700	29.1	80.4
		29	5,320	4,990	20.2	39.2	7,130	6,460	24.4	55.8	7,700	6,950	28.9	79.2	8,470	7,370	31.8	97.9
		30	5,570	5,360	21.8	45.1	7,450	6,940	26.5	65.6	8,050	7,470	31.3	94.9	8,850	7,910	34.4	118.4
	6	24	3,410	2,740	9.7	14.7	4,160	3,200	10.4	15.8	4,990	3,770	12.7	20.1	5,470	4,040	14.0	22.6
		25	3,870	3,220	11.1	17.0	4,710	3,770	11.9	18.4	5,650	4,440	14.5	23.9	6,200	4,750	16.0	27.2
		26	4,230	3,620	12.4	19.6	5,150	4,240	13.3	21.3	6,180	4,990	16.4	28.2	6,780	5,350	18.0	32.4
		27	4,550	4,030	13.8	22.3	5,540	4,710	14.8	24.5	6,650	5,550	18.2	33.1	7,290	5,940	20.0	38.5
		28	4,780	4,430	15.2	25.4	5,820	5,180	16.3	28.0	6,980	6,100	20.0	38.6	7,650	6,530	22.0	45.5
		29	5,000	4,670	16.6	28.8	6,090	5,470	17.8	31.9	7,310	6,430	21.8	45.0	8,020	6,890	23.9	53.6
		30	5,230	4,950	18.0	32.5	6,370	5,990	19.3	36.3	7,650	7,050	23.6	52.2	8,380	7,540	25.9	62.9
	7	24	3,060	2,470	7.5	11.2	3,670	2,900	8.0	12.0	4,420	3,440	9.8	14.9	4,860	3,670	10.8	16.5
		25	3,470	2,910	8.5	12.8	4,160	3,420	9.2	13.8	5,010	4,050	11.2	17.3	5,500	4,320	12.3	19.3
		26	3,800	3,270	9.6	14.5	4,560	3,840	10.3	15.7	5,480	4,550	12.6	19.9	6,020	4,860	13.9	22.4
		27	4,080	3,630	10.7	16.3	4,900	4,270	11.5	17.7	5,890	5,060	14.0	22.8	6,470	5,400	15.4	25.9
		28	4,290	4,000	11.7	18.2	5,140	4,700	12.6	19.9	6,180	5,560	15.4	25.9	6,800	5,940	17.0	29.7
		29	4,490	4,210	12.8	20.3	5,390	4,950	13.8	22.2	6,480	5,870	16.8	29.4	7,120	6,260	18.5	34.0
		30	4,690	4,470	13.9	22.4	5,630	5,250	14.9	24.7	6,770	6,220	18.2	33.2	7,440	6,750	20.0	38.8
	8	24	2,360	1,940	4.7	7.1	2,840	2,300	5.1	7.7	4,290	3,400	6.2	9.3	3,720	2,900	6.8	10.1
		25	2,680	2,280	5.4	8.1	3,220	2,710	5.8	8.8	4,860	4,010	7.1	10.6	4,210	3,420	7.7	11.6
		26	2,930	2,560	6.0	9.1	3,530	3,050	6.6	9.8	5,320	4,510	8.0	12.0	4,610	3,840	8.7	13.1
		27	3,150	2,850	6.7	10.0	3,790	3,390	7.3	10.9	5,720	5,010	8.9	13.4	4,960	4,270	9.7	14.7
		28	3,310	3,130	7.4	11.0	3,980	3,730	8.0	12.0	6,000	5,510	9.8	14.8	5,210	4,700	10.7	16.3
		29	3,460	3,300	8.1	12.1	4,170	3,930	8.8	13.2	6,290	5,810	10.7	16.3	5,450	4,950	11.6	18.0
		30	3,620	3,470	8.7	13.1	4,360	4,130	9.5	14.4	6,570	6,110	11.6	17.9	5,700	5,250	12.6	19.8

Note

1. TC : Total capacity(W), SHC : Sensible Heat Capacity(W)
2. Performances are based on the following conditions :
   - Inlet/Outlet Water Temp. 7°C / 12°C, Indoor Air Temp. 27°CDB / 19°CWB

6. Capacity Tables

Inlet Water Temp. (℃)	Water Temp Difference (℃)	Air Temp (℃ DB)	Air Temp(17℃ WB)				Air Temp(19℃ WB)				Air Temp(21℃ WB)				Air Temp(23℃ WB)			
			TC (W)	SHC (W)	Water Flow Rate (LPM)	Pressure Drop (kPa)	TC (W)	SHC (W)	Water Flow Rate (LPM)	Pressure Drop (kPa)	TC (W)	SHC (W)	Water Flow Rate (LPM)	Pressure Drop (kPa)	TC (W)	SHC (W)	Water Flow Rate (LPM)	Pressure Drop (kPa)
9	4	24	3,200	2,420	15.8	26.9	3,890	2,910	16.9	29.5	4,650	3,390	20.7	41.1	5,120	3,650	22.8	48.9
		25	3,620	2,850	18.1	32.8	4,400	3,420	19.3	36.4	5,270	3,990	23.7	52.5	5,800	4,290	26.1	63.6
		26	3,960	3,210	20.4	39.8	4,820	3,850	21.7	44.6	5,760	4,490	26.6	66.4	6,350	4,830	29.3	81.8
		27	4,260	3,560	22.6	48.1	5,180	4,270	24.1	54.3	6,200	4,990	29.6	83.4	6,830	5,360	32.6	104.0
		28	4,470	3,920	24.9	57.8	5,440	4,700	26.5	65.8	6,510	5,490	32.6	103.8	7,170	5,900	35.9	130.9
		29	4,690	4,310	27.1	69.1	5,700	5,170	28.9	79.3	6,820	6,030	35.5	127.9	-	-	-	-
		30	4,900	4,630	29.4	82.2	5,960	5,560	31.4	95.0	-	-	-	-	-	-	-	-
	5	24	3,010	2,390	9.9	15.0	4,430	3,350	13.1	20.8	4,360	3,330	14.2	23.1	4,790	3,530	15.6	26.3
		25	3,420	2,820	11.3	17.5	5,020	3,940	15.0	24.8	4,940	3,920	16.2	27.9	5,430	4,160	17.8	32.1
		26	3,740	3,170	12.7	20.1	5,490	4,440	16.8	29.3	5,400	4,410	18.3	33.3	5,940	4,680	20.1	38.8
		27	4,020	3,520	14.1	23.0	5,900	4,930	18.7	34.5	5,810	4,900	20.3	39.6	6,390	5,200	22.3	46.8
		28	4,220	3,870	15.6	26.2	6,200	5,420	20.6	40.5	6,100	5,390	22.3	46.9	6,710	5,720	24.5	56.1
		29	4,420	4,080	17.0	29.7	6,490	5,720	22.4	47.3	6,390	5,690	24.4	55.4	7,030	6,030	26.7	67.0
		30	4,620	4,290	18.4	33.6	6,790	6,010	24.3	55.1	6,680	5,980	26.4	65.1	7,350	6,340	29.0	79.5
	6	24	2,830	2,340	8.2	12.2	3,450	2,740	8.7	13.1	4,140	3,220	10.7	16.4	4,540	3,450	11.8	18.3
		25	3,210	2,750	9.3	14.1	3,910	3,220	10.0	15.1	4,690	3,790	12.2	19.2	5,140	4,060	13.4	21.5
		26	3,510	3,090	10.5	16.0	4,280	3,620	11.2	17.3	5,130	4,260	13.8	22.2	5,630	4,560	15.1	25.2
		27	3,780	3,440	11.6	18.1	4,600	4,020	12.5	19.6	5,520	4,740	15.3	25.6	6,050	5,070	16.8	29.3
		28	3,970	3,680	12.8	20.3	4,830	4,300	13.7	22.1	5,800	5,070	16.8	29.4	6,350	5,430	18.5	33.9
		29	4,150	3,880	14.0	22.6	5,060	4,550	15.0	24.8	6,070	5,350	18.4	33.6	6,660	5,730	20.2	39.2
		30	4,340	4,120	15.1	25.2	5,290	4,830	16.2	27.8	6,350	5,680	19.9	38.3	6,960	6,080	21.8	45.1
	7	24	2,540	2,110	6.3	9.4	3,050	2,480	6.8	10.1	3,670	2,940	8.3	12.4	4,030	3,130	9.1	13.7
		25	2,880	2,480	7.2	10.7	3,460	2,920	7.7	11.5	4,160	3,450	9.4	14.3	4,570	3,690	10.4	15.8
		26	3,150	2,790	8.1	12.1	3,780	3,280	8.7	13.0	4,550	3,880	10.6	16.3	5,000	4,150	11.7	18.1
		27	3,390	3,100	9.0	13.5	4,070	3,650	9.6	14.6	4,890	4,320	11.8	18.4	5,370	4,610	13.0	20.6
		28	3,560	3,320	9.9	15.0	4,270	3,900	10.6	16.2	5,130	4,620	13.0	20.6	5,640	4,930	14.3	23.3
		29	3,730	3,500	10.8	16.5	4,470	4,120	11.6	17.9	5,380	4,880	14.2	23.1	5,910	5,210	15.6	26.2
		30	3,900	3,720	11.7	18.1	4,680	4,370	12.5	19.7	5,620	5,180	15.4	25.7	6,180	5,530	16.9	29.5
	8	24	1,960	1,650	4.0	6.0	2,360	1,970	4.3	6.5	3,560	2,910	5.2	7.9	3,090	2,480	5.7	8.6
		25	2,220	1,940	4.5	6.8	2,670	2,310	4.9	7.4	4,030	3,420	6.0	9.0	3,500	2,920	6.5	9.7
		26	2,430	2,190	5.1	7.7	2,930	2,600	5.5	8.3	4,410	3,850	6.7	10.1	3,830	3,280	7.3	11.0
		27	2,610	2,430	5.7	8.5	3,150	2,890	6.2	9.2	4,740	4,270	7.5	11.2	4,120	3,650	8.2	12.2
		28	2,750	2,600	6.2	9.3	3,300	3,090	6.8	10.1	4,980	4,570	8.2	12.3	4,320	3,900	9.0	13.5
		29	2,880	2,750	6.8	10.1	3,460	3,270	7.4	11.0	5,220	4,830	9.0	13.5	4,530	4,120	9.8	14.8
		30	3,010	2,920	7.4	11.0	3,620	3,470	8.0	12.0	5,460	5,130	9.7	14.7	4,730	4,370	10.6	16.2

Note

1. TC : Total capacity(W), SHC : Sensible Heat Capacity(W)
2. Performances are based on the following conditions :
   - Inlet/Outlet Water Temp. 7°C / 12°C, Indoor Air Temp. 27°CDB / 19°CWB

6. Capacity Tables

◆ WF4A025C2TA

Inlet Water Temp. (℃)	Water Temp Difference (℃)	Air Temp (℃ DB)	Air Temp(17℃ WB)				Air Temp(19℃ WB)				Air Temp(21℃ WB)				Air Temp(23℃ WB)			
			TC (W)	SHC (W)	Water Flow Rate (LPM)	Pressure Drop (kPa)	TC (W)	SHC (W)	Water Flow Rate (LPM)	Pressure Drop (kPa)	TC (W)	SHC (W)	Water Flow Rate (LPM)	Pressure Drop (kPa)	TC (W)	SHC (W)	Water Flow Rate (LPM)	Pressure Drop (kPa)
5	4	24	8,748	5,505	29.6	63.4	9,552	6,238	32.5	77.0	11,426	7,278	36.7	100.5	12,587	7,829	42.3	137.9
		25	9,915	6,476	33.9	84.4	10,825	7,339	37.1	102.9	12,950	8,563	41.9	135.0	14,265	9,210	48.4	186.5
		26	10,848	7,285	38.1	109.2	11,844	8,257	41.7	133.6	14,169	9,633	47.2	176.0	-	-	-	-
		27	11,664	8,095	42.3	137.9	12,736	9,174	46.4	169.3	15,235	10,703	52.4	224.0	-	-	-	-
		28	12,248	8,904	46.6	170.9	13,372	10,092	51.0	210.4	-	-	-	-	-	-	-	-
		29	12,831	9,795	50.8	208.5	-	-	-	-	-	-	-	-	-	-	-	-
		30	-	-	-	-	-	-	-	-	-	-	-	-	-	-	-	-
	5	24	7,409	5,069	21.2	31.7	7,763	5,510	23.5	39.2	10,712	7,156	31.0	70.0	11,783	7,584	36.7	100.5
		25	8,397	5,964	24.2	41.5	8,798	6,482	26.9	51.7	12,141	8,419	35.5	93.4	13,355	8,922	41.9	135.0
		26	9,188	6,709	27.2	53.0	9,626	7,293	30.2	66.2	13,283	9,471	39.9	121.0	14,612	10,038	47.2	176.0
		27	9,879	7,455	30.2	66.2	10,350	8,103	33.6	83.0	14,283	10,523	44.4	153.1	15,711	11,153	52.4	224.0
		28	10,373	8,200	33.3	81.2	10,868	8,913	37.0	102.1	14,997	11,576	48.8	190.0	-	-	-	-
		29	10,867	9,020	36.3	98.1	11,385	9,805	40.3	123.7	-	-	-	-	-	-	-	-
		30	11,361	9,691	39.3	117.0	11,903	10,534	43.7	147.9	-	-	-	-	-	-	-	-
	6	24	6,963	4,893	18.3	23.8	8,481	5,871	22.0	34.3	10,177	6,911	26.0	48.1	11,159	7,401	29.6	63.4
		25	7,891	5,756	21.0	31.1	9,611	6,908	25.2	45.0	11,534	8,131	29.7	63.6	12,646	8,707	33.9	84.4
		26	8,634	6,476	23.6	39.4	10,516	7,771	28.3	57.6	12,619	9,147	33.4	81.8	13,837	9,795	38.1	109.2
		27	9,284	7,195	26.2	49.0	11,307	8,635	31.4	72.0	13,569	10,164	37.1	102.9	14,878	10,883	42.3	137.9
		28	9,748	7,915	28.8	59.8	11,873	9,498	34.6	88.4	14,247	11,180	40.8	127.0	15,622	11,971	46.6	170.9
		29	10,212	8,707	31.4	72.0	12,438	10,448	37.7	106.9	14,926	12,298	44.5	154.4	-	-	-	-
		30	10,677	9,354	34.1	85.5	13,003	11,225	40.9	127.6	-	-	-	-	-	-	-	-
	7	24	6,249	4,526	15.2	16.7	7,499	5,321	16.4	19.1	9,016	6,300	20.0	28.4	9,909	6,728	22.0	34.3
		25	7,082	5,325	17.4	21.5	8,498	6,260	18.7	24.8	10,218	7,411	22.9	37.1	11,230	7,915	25.2	45.0
		26	7,749	5,990	19.6	27.1	9,298	7,043	21.0	31.3	11,180	8,338	25.8	47.3	12,287	8,904	28.3	57.6
		27	8,332	6,656	21.8	33.5	9,998	7,825	23.4	38.8	12,022	9,264	28.6	59.0	13,212	9,894	31.4	72.0
		28	8,748	7,321	24.0	40.7	10,498	8,608	25.7	47.1	12,623	10,191	31.5	72.2	13,872	10,883	34.6	88.4
		29	9,165	8,054	26.1	48.7	10,998	9,468	28.1	56.5	13,224	11,210	34.4	87.1	14,533	11,971	37.7	106.9
		30	9,582	8,653	28.3	57.6	11,498	10,173	30.4	67.0	13,825	12,043	37.2	103.7	15,194	12,862	40.9	127.6
	8	24	4,821	3,547	9.6	7.2	5,802	4,220	10.4	8.3	8,748	6,238	12.7	11.8	7,588	5,321	13.8	13.9
		25	5,463	4,173	11.0	9.1	6,576	4,965	11.9	10.6	9,915	7,339	14.5	15.2	8,600	6,260	15.8	17.9
		26	5,977	4,695	12.3	11.2	7,195	5,585	13.4	13.1	10,848	8,257	16.3	19.0	9,409	7,043	17.8	22.4
		27	6,427	5,217	13.7	13.6	7,737	6,206	14.9	16.0	11,664	9,174	18.1	23.3	10,117	7,825	19.8	27.6
		28	6,749	5,738	15.1	16.3	8,123	6,827	16.4	19.2	12,248	10,092	20.0	28.2	10,623	8,608	21.7	33.4
		29	7,070	6,312	16.5	19.3	8,510	7,509	17.9	22.7	12,831	11,101	21.8	33.5	11,129	9,468	23.7	39.9
		30	7,391	6,782	17.8	22.5	8,897	8,068	19.4	26.6	13,414	11,926	23.6	39.4	11,635	10,173	25.7	47.0
6	4	24	6,549	4,652	27.8	55.3	7,963	5,582	32.6	77.8	9,526	6,513	38.6	112.6	10,493	7,005	43.5	146.3
		25	7,422	5,473	31.7	73.4	9,025	6,567	37.3	103.9	10,796	7,662	44.2	151.6	11,892	8,241	49.7	198.0
		26	8,121	6,157	35.7	94.7	9,874	7,388	41.9	134.9	11,812	8,620	49.7	198.0	-	-	-	-
		27	8,732	6,841	39.7	119.4	10,617	8,209	46.6	171.0	-	-	-	-	-	-	-	-
		28	9,168	7,525	43.6	147.6	11,148	9,030	51.2	212.5	-	-	-	-	-	-	-	-
		29	9,605	8,278	47.6	179.7	-	-	-	-	-	-	-	-	-	-	-	-
		30	10,042	8,893	51.6	215.8	-	-	-	-	-	-	-	-	-	-	-	-
	5	24	6,177	4,597	18.1	23.2	7,088	5,212	21.8	33.5	8,930	6,403	29.5	62.7	9,823	6,786	32.4	76.5
		25	7,000	5,408	20.7	30.3	8,033	6,132	24.9	43.9	10,121	7,533	33.7	83.4	11,133	7,984	37.0	102.3
		26	7,659	6,084	23.3	38.4	8,789	6,899	28.0	56.2	11,074	8,475	37.9	107.8	12,181	8,982	41.6	132.7
		27	8,236	6,761	25.9	47.7	9,450	7,665	31.1	70.2	11,907	9,416	42.1	136.1	13,098	9,980	46.2	168.1
		28	8,647	7,437	28.5	58.2	9,923	8,432	34.2	86.2	12,502	10,358	46.3	168.7	13,753	10,978	50.9	208.9
		29	9,059	8,180	31.0	70.0	10,395	9,275	37.3	104.2	13,098	11,394	50.5	205.7	-	-	-	-
		30	9,471	8,789	33.6	83.2	10,868	9,965	40.4	124.3	-	-	-	-	-	-	-	-
	6	24	5,805	4,488	16.9	20.3	7,070	5,254	18.1	23.2	8,484	6,184	22.2	34.9	9,302	6,622	24.4	42.2
		25	6,579	5,280	19.3	26.4	8,012	6,181	20.7	30.3	9,615	7,276	25.4	45.9	10,543	7,791	27.9	55.7
		26	7,198	5,940	21.7	33.4	8,767	6,954	23.3	38.4	10,520	8,185	28.6	58.7	11,535	8,765	31.4	71.6
		27	7,740	6,600	24.1	41.4	9,426	7,726	25.9	47.7	11,312	9,095	31.7	73.4	12,403	9,738	34.8	89.8
		28	8,127	7,260	26.6	50.4	9,898	8,499	28.5	58.2	11,877	10,004	34.9	90.2	13,023	10,712	38.3	110.6
		29	8,514	7,985	29.0	60.5	10,369	9,349	31.0	70.0	12,443	11,004	38.1	109.1	13,643	11,783	41.8	134.2
		30	8,900	8,579	31.4	71.7	10,840	10,044	33.6	83.2	13,008	11,823	41.3	130.2	14,264	12,660	45.3	160.6
	7	24	5,209	4,050	13.0	12.4	6,251	4,761	14.0	14.2	7,516	5,637	17.1	20.9	8,260	6,020	18.8	25.1
		25	5,904	4,765	14.9	16.0	7,085	5,602	16.0	18.3	8,518	6,632	19.6	27.1	9,362	7,082	21.5	32.8
		26	6,460	5,360	16.8	20.0	7,751	6,302	18.0	23.0	9,320	7,461	22.0	34.4	10,243	7,968	24.2	41.6
		27	6,946	5,956	18.6	24.6	8,335	7,002	20.0	28.3	10,022	8,290	24.5	42.6	11,014	8,853	26.9	51.8
		28	7,293	6,551	20.5	29.7	8,752	7,702	22.0	34.3	10,523	9,119	26.9	51.9	11,565	9,738	29.6	63.3
		29	7,640	7,206	22.4	35.4	9,168	8,472	24.0	40.9	11,024	10,031	29.4	62.3	12,115	10,712	32.3	76.2
		30	7,988	7,742	24.2	41.6	9,585	9,103	26.0	48.3	11,525	10,777	31.8	73.9	12,666	11,509	35.0	90.6
	8	24	4,019	3,174	8.2	5.5	4,837	3,776	8.9	6.3	7,293	5,582	10.9	8.9	6,326	4,761	11.8	10.4
		25	4,554	3,734	9.4	6.9	5,482	4,443	10.2	8.0	8,265	6,567	12.4	11.4	7,169	5,602	13.5	13.3
		26	4,983	4,201	10.6	8.5	5,998	4,998	11.5	9.9	9,043	7,388	14.0	14.1	7,844	6,302	15.2	16.6
		27	5,358	4,668	11.7	10.2	6,450	5,553	12.8	11.9	9,724	8,209	15.5	17.3	8,434	7,002	16.9	20.3
		28	5,626	5,135	12.9	12.2	6,772	6,109	14.0	14.3	10,210	9,030	17.1	20.7	8,856	7,702	18.6	24.5
		29	5,894	5,648	14.1	14.3	7,095	6,719	15.3	16.8	10,696	9,933	18.6	24.6	9,278	8,472	20.3	29.1
		30	6,162	5,928	15.2	16.7	7,417	7,053	16.6	19.6	11,183	10,426	20.2	28.8	9,699	8,893	22.0	34.2

Note

1. TC : Total capacity(W), SHC : Sensible Heat Capacity(W)
2. Performances are based on the following conditions :
   1) Cooling
      - Inlet/Outlet Water Temp. 7°C / 12°C, Indoor Air Temp. 27°CDB / 19°CWB

6. Capacity Tables

Inlet Water Temp. (℃)	Water Temp Difference (℃)	Air Temp (℃ DB)	Air Temp(17℃ WB)				Air Temp(19℃ WB)				Air Temp(21℃ WB)				Air Temp(23℃ WB)			
			TC (W)	SHC (W)	Water Flow Rate (LPM)	Pressure Drop (kPa)	TC (W)	SHC (W)	Water Flow Rate (LPM)	Pressure Drop (kPa)	TC (W)	SHC (W)	Water Flow Rate (LPM)	Pressure Drop (kPa)	TC (W)	SHC (W)	Water Flow Rate (LPM)	Pressure Drop (kPa)
7	4	24	5,940	4,219	26.7	50.8	7,223	5,063	28.4	58.1	8,640	5,907	34.9	90.0	9,518	6,354	38.4	111.2
		25	6,732	4,964	30.5	67.3	8,186	5,957	32.5	77.1	9,792	6,950	39.9	120.7	10,787	7,475	43.9	149.6
		26	7,366	5,585	34.3	86.6	8,956	6,701	36.5	99.6	10,714	7,818	44.9	157.1	11,802	8,410	49.4	195.4
		27	7,920	6,205	38.1	109.0	9,630	7,446	40.6	125.6	11,520	8,687	49.8	199.5	-	-	-	-
		28	8,316	6,826	41.9	134.7	10,112	8,191	44.7	155.5	-	-	-	-	-	-	-	-
		29	8,712	7,508	45.7	163.8	10,593	9,010	48.7	189.4	-	-	-	-	-	-	-	-
		30	9,108	8,067	49.5	196.5	-	-	-	-	-	-	-	-	-	-	-	-
	5	24	5,603	4,170	16.7	19.8	6,750	4,964	19.6	27.2	8,100	5,808	23.9	40.6	8,910	6,155	26.3	49.2
		25	6,350	4,906	19.0	25.6	7,650	5,840	22.4	35.5	9,180	6,833	27.3	53.5	10,098	7,242	30.0	65.2
		26	6,947	5,519	21.4	32.4	8,370	6,570	25.2	45.2	10,044	7,687	30.7	68.6	11,048	8,147	33.8	83.9
		27	7,470	6,132	23.8	40.2	9,000	7,300	28.0	56.3	10,800	8,541	34.2	86.0	11,880	9,052	37.5	105.5
		28	7,844	6,745	26.2	48.9	9,450	8,030	30.8	68.9	11,340	9,395	37.6	105.9	12,474	9,957	41.3	130.3
		29	8,217	7,420	28.6	58.7	9,900	8,833	33.6	83.0	11,880	10,335	41.0	128.4	13,068	10,953	45.0	158.4
		30	8,591	7,972	30.9	69.5	10,350	9,490	36.4	98.8	12,420	11,103	44.4	153.5	13,662	11,768	48.8	189.9
	6	24	5,265	4,070	13.7	13.7	6,413	4,765	14.7	15.6	7,695	5,609	18.0	23.0	8,438	6,006	19.8	27.7
		25	5,967	4,789	15.7	17.6	7,268	5,606	16.8	20.1	8,721	6,599	20.6	30.0	9,563	7,066	22.6	36.2
		26	6,529	5,387	17.6	22.1	7,952	6,307	18.9	25.3	9,542	7,424	23.2	38.1	10,463	7,950	25.5	46.1
		27	7,020	5,986	19.6	27.2	8,550	7,008	21.0	31.2	10,260	8,249	25.8	47.3	11,250	8,833	28.3	57.5
		28	7,371	6,585	21.6	32.9	8,978	7,709	23.1	37.8	10,773	9,074	28.3	57.7	11,813	9,716	31.1	70.3
		29	7,722	7,243	23.5	39.2	9,405	8,480	25.2	45.2	11,286	9,981	30.9	69.4	12,375	10,688	33.9	84.8
		30	8,073	7,782	25.5	46.2	9,833	9,110	27.3	53.4	11,799	10,724	33.5	82.4	12,938	11,483	36.8	100.9
	7	24	4,725	3,673	10.6	8.5	5,670	4,319	11.4	9.7	6,818	5,113	13.9	14.0	7,493	5,460	15.3	16.8
		25	5,355	4,322	12.1	10.8	6,426	5,081	13.0	12.3	7,727	6,015	15.9	18.1	8,492	6,424	17.5	21.7
		26	5,859	4,862	13.6	13.5	7,031	5,716	14.6	15.4	8,454	6,767	17.9	22.7	9,291	7,227	19.7	27.3
		27	6,300	5,402	15.1	16.4	7,560	6,351	16.2	18.8	9,090	7,519	19.9	27.9	9,990	8,030	21.8	33.7
		28	6,615	5,942	16.6	19.7	7,938	6,986	17.9	22.6	9,545	8,271	21.9	33.8	10,490	8,833	24.0	40.9
		29	6,930	6,536	18.1	23.3	8,316	7,685	19.5	26.9	9,999	9,098	23.9	40.4	10,989	9,716	26.2	49.0
		30	7,245	7,023	19.7	27.3	8,694	8,256	21.1	31.5	10,454	9,775	25.8	47.6	11,489	10,439	28.4	57.9
	8	24	3,645	2,879	6.7	3.9	4,388	3,425	7.3	4.4	6,615	5,063	8.8	6.2	5,738	4,319	9.6	7.2
		25	4,131	3,387	7.6	4.8	4,973	4,030	8.3	5.6	7,497	5,957	10.1	7.8	6,503	5,081	11.0	9.1
		26	4,520	3,811	8.6	5.9	5,441	4,533	9.3	6.8	8,203	6,701	11.3	9.6	7,115	5,716	12.3	11.2
		27	4,860	4,234	9.5	7.1	5,850	5,037	10.4	8.2	8,820	7,446	12.6	11.7	7,650	6,351	13.7	13.7
		28	5,103	4,657	10.5	8.3	6,143	5,541	11.4	9.7	9,261	8,191	13.9	13.9	8,033	6,986	15.1	16.3
		29	5,346	5,123	11.4	9.8	6,435	6,095	12.4	11.4	9,702	9,010	15.1	16.4	8,415	7,685	16.5	19.3
		30	5,589	5,377	12.4	11.3	6,728	6,397	13.5	13.2	10,143	9,456	16.4	19.1	8,798	8,066	17.8	22.6
8	4	24	4,811	3,571	25.1	44.7	5,850	4,286	26.7	51.1	6,998	5,000	32.8	78.9	7,709	5,378	36.1	97.3
		25	5,453	4,202	28.7	59.1	6,630	5,042	30.6	67.7	7,932	5,882	37.5	105.5	8,737	6,327	41.3	130.6
		26	5,966	4,727	32.2	76.0	7,254	5,672	34.4	87.2	8,678	6,617	42.2	137.0	9,559	7,118	46.5	170.1
		27	6,415	5,252	35.8	95.4	7,800	6,302	38.2	109.8	9,331	7,353	46.9	173.7	10,279	7,909	51.6	216.4
		28	6,736	5,777	39.4	117.6	8,190	6,933	42.0	135.6	9,798	8,088	51.6	215.9	-	-	-	-
		29	7,057	6,355	43.0	142.8	8,580	7,626	45.8	164.9	-	-	-	-	-	-	-	-
		30	7,377	6,827	46.6	171.0	8,970	8,193	49.7	197.9	-	-	-	-	-	-	-	-
	5	24	4,538	3,529	15.7	17.6	6,075	4,567	19.0	25.6	6,561	4,916	22.5	35.8	7,217	5,210	24.7	43.4
		25	5,143	4,152	17.9	22.7	6,885	5,373	21.7	33.4	7,436	5,783	25.7	47.1	8,179	6,129	28.2	57.3
		26	5,627	4,671	20.2	28.7	7,533	6,044	24.4	42.4	8,136	6,506	28.9	60.3	8,949	6,895	31.8	73.6
		27	6,051	5,190	22.4	35.5	8,100	6,716	27.2	52.8	8,748	7,229	32.1	75.4	9,623	7,662	35.3	92.4
		28	6,353	5,709	24.6	43.1	8,505	7,388	29.9	64.5	9,185	7,952	35.4	92.7	10,104	8,428	38.8	113.8
		29	6,656	6,280	26.9	51.6	8,910	8,126	32.6	77.7	9,623	8,747	38.6	112.1	10,585	9,271	42.4	138.1
		30	6,958	6,747	29.1	61.1	9,315	8,731	35.3	92.4	10,060	9,398	41.8	133.9	11,066	9,960	45.9	165.4
	6	24	4,265	3,445	12.9	12.2	5,194	4,033	13.8	13.9	6,233	4,748	17.0	20.5	6,834	5,084	18.6	24.6
		25	4,833	4,053	14.8	15.7	5,887	4,745	15.8	17.9	7,064	5,586	19.4	26.6	7,746	5,981	21.3	32.0
		26	5,288	4,560	16.6	19.6	6,441	5,338	17.8	22.4	7,729	6,284	21.8	33.6	8,475	6,729	23.9	40.7
		27	5,686	5,067	18.4	24.1	6,926	5,932	19.8	27.6	8,311	6,982	24.2	41.7	9,113	7,476	26.6	50.6
		28	5,971	5,573	20.3	29.1	7,272	6,525	21.7	33.4	8,726	7,680	26.7	50.8	9,568	8,224	29.3	61.8
		29	6,255	5,877	22.1	34.6	7,618	6,881	23.7	39.9	9,142	8,099	29.1	61.0	10,024	8,672	31.9	74.4
		30	6,539	6,232	24.0	40.8	7,964	7,533	25.7	47.0	9,557	8,867	31.5	72.3	10,479	9,495	34.6	88.4
	7	24	3,827	3,109	10.0	7.6	4,593	3,655	10.7	8.7	5,522	4,328	13.1	12.5	6,069	4,622	14.4	14.9
		25	4,338	3,658	11.4	9.7	5,205	4,300	12.2	11.0	6,258	5,091	15.0	16.1	6,878	5,437	16.4	19.3
		26	4,746	4,115	12.8	12.0	5,695	4,838	13.8	13.7	6,847	5,728	16.8	20.2	7,525	6,117	18.5	24.2
		27	5,103	4,572	14.2	14.6	6,124	5,375	15.3	16.7	7,363	6,364	18.7	24.8	8,092	6,797	20.5	29.8
		28	5,358	5,029	15.6	17.5	6,430	5,913	16.8	20.1	7,731	7,000	20.6	29.9	8,496	7,476	22.6	36.2
		29	5,613	5,304	17.1	20.7	6,736	6,236	18.3	23.8	8,099	7,382	22.4	35.6	8,901	7,884	24.7	43.2
		30	5,868	5,624	18.5	24.2	7,042	6,612	19.9	27.9	8,467	7,828	24.3	42.0	9,306	8,496	26.7	51.0
	8	24	2,952	2,437	6.3	3.5	3,554	2,899	6.8	4.0	5,358	4,286	8.3	5.6	4,647	3,655	9.0	6.4
		25	3,346	2,867	7.2	4.3	4,028	3,411	7.8	5.0	6,073	5,042	9.5	7.0	5,267	4,300	10.3	8.1
		26	3,661	3,225	8.1	5.3	4,407	3,837	8.8	6.1	6,644	5,672	10.7	8.6	5,763	4,838	11.6	10.1
		27	3,937	3,584	9.0	6.3	4,739	4,263	9.7	7.4	7,144	6,302	11.9	10.4	6,197	5,375	12.9	12.2
		28	4,133	3,942	9.9	7.5	4,975	4,690	10.7	8.7	7,501	6,933	13.0	12.4	6,506	5,913	14.2	14.6
		29	4,330	4,157	10.7	8.7	5,212	4,945	11.7	10.2	7,859	7,311	14.2	14.6	6,816	6,236	15.5	17.2
		30	4,527	4,372	11.6	10.1	5,449	5,201	12.7	11.8	8,216	7,689	15.4	17.0	7,126	6,612	16.8	20.0

Note

1. TC : Total capacity(W), SHC : Sensible Heat Capacity(W)
2. Performances are based on the following conditions :
   1) Cooling
      - Inlet/Outlet Water Temp. 7°C / 12°C, Indoor Air Temp. 27°CDB / 19°CWB

6. Capacity Tables

Inlet Water Temp. (℃)	Water Temp Difference (℃)	Air Temp (℃ DB)	Air Temp(17℃ WB)				Air Temp(19℃ WB)				Air Temp(21℃ WB)				Air Temp(23℃ WB)			
			TC (W)	SHC (W)	Water Flow Rate (LPM)	Pressure Drop (kPa)	TC (W)	SHC (W)	Water Flow Rate (LPM)	Pressure Drop (kPa)	TC (W)	SHC (W)	Water Flow Rate (LPM)	Pressure Drop (kPa)	TC (W)	SHC (W)	Water Flow Rate (LPM)	Pressure Drop (kPa)
9	4	24	3,994	3,049	21.1	31.5	4,856	3,658	22.5	35.9	5,810	4,268	27.6	54.7	6,400	4,591	30.4	67.1
		25	4,527	3,586	24.1	41.3	5,504	4,304	25.7	47.2	6,584	5,021	31.6	72.6	7,253	5,401	34.8	89.4
		26	4,953	4,035	27.1	52.7	6,022	4,842	28.9	60.3	7,204	5,649	35.5	93.7	7,935	6,076	39.1	115.7
		27	5,325	4,483	30.2	65.9	6,475	5,380	32.2	75.5	7,746	6,276	39.5	118.1	8,533	6,751	43.5	146.3
		28	5,592	4,931	33.2	80.8	6,799	5,918	35.4	92.8	8,133	6,904	43.4	146.0	8,959	7,426	47.8	181.5
		29	5,858	5,425	36.2	97.6	7,123	6,509	38.6	112.3	8,521	7,594	47.4	177.7	9,386	8,169	52.2	221.5
		30	6,124	5,828	39.2	116.3	7,446	6,994	41.8	134.1	8,908	8,159	51.3	213.4	-	-	-	-
	5	24	3,767	3,013	13.2	12.7	5,535	4,219	17.4	21.6	5,446	4,196	18.9	25.4	5,991	4,447	20.8	30.6
		25	4,269	3,544	15.1	16.3	6,273	4,964	19.9	28.1	6,173	4,937	21.6	33.1	6,790	5,232	23.8	40.1
		26	4,671	3,987	17.0	20.5	6,863	5,585	22.4	35.6	6,754	5,554	24.4	42.1	7,429	5,886	26.7	51.1
		27	5,023	4,430	18.9	25.1	7,380	6,205	24.9	44.2	7,262	6,171	27.1	52.4	7,988	6,540	29.7	63.8
		28	5,274	4,873	20.7	30.4	7,749	6,826	27.4	53.8	7,625	6,788	29.8	64.0	8,388	7,194	32.7	78.2
		29	5,525	5,139	22.6	36.2	8,118	7,198	29.9	64.7	7,988	7,158	32.5	77.1	8,787	7,586	35.7	94.5
		30	5,776	5,405	24.5	42.7	8,487	7,570	32.4	76.7	8,351	7,528	35.2	91.7	9,186	7,979	38.6	112.6
	6	24	3,540	2,941	10.9	8.9	4,312	3,443	11.6	10.1	5,174	4,053	14.3	14.7	5,673	4,340	15.7	17.6
		25	4,012	3,460	12.4	11.4	4,887	4,051	13.3	12.9	5,864	4,768	16.3	19.0	6,430	5,105	17.9	22.8
		26	4,390	3,892	14.0	14.1	5,347	4,557	15.0	16.1	6,416	5,364	18.4	23.9	7,035	5,744	20.2	28.7
		27	4,720	4,325	15.5	17.3	5,749	5,063	16.6	19.7	6,899	5,960	20.4	29.4	7,565	6,382	22.4	35.5
		28	4,956	4,628	17.1	20.7	6,036	5,418	18.3	23.7	7,244	6,377	22.4	35.6	7,943	6,829	24.6	43.1
		29	5,192	4,887	18.6	24.6	6,324	5,722	20.0	28.2	7,589	6,735	24.5	42.6	8,321	7,211	26.9	51.7
		30	5,428	5,190	20.2	28.8	6,611	6,076	21.6	33.1	7,934	7,152	26.5	50.3	8,699	7,658	29.1	61.1
	7	24	3,177	2,654	8.4	5.7	3,813	3,120	9.0	6.4	4,584	3,694	11.0	9.1	5,038	3,945	12.1	10.8
		25	3,601	3,122	9.6	7.1	4,321	3,671	10.3	8.1	5,195	4,346	12.6	11.7	5,710	4,641	13.8	13.9
		26	3,940	3,513	10.8	8.8	4,728	4,130	11.6	10.0	5,684	4,889	14.2	14.5	6,247	5,222	15.6	17.3
		27	4,236	3,903	12.0	10.6	5,083	4,589	12.9	12.1	6,112	5,432	15.7	17.7	6,717	5,802	17.3	21.3
		28	4,448	4,176	13.2	12.7	5,338	4,910	14.2	14.5	6,418	5,813	17.3	21.3	7,053	6,208	19.0	25.6
		29	4,660	4,410	14.4	14.9	5,592	5,185	15.4	17.1	6,723	6,139	18.9	25.3	7,389	6,556	20.8	30.5
		30	4,872	4,684	15.6	17.3	5,846	5,506	16.7	19.9	7,029	6,519	20.5	29.6	7,725	6,962	22.5	35.8
	8	24	2,451	2,080	5.3	2.7	2,950	2,475	5.7	3.0	4,448	3,658	7.0	4.2	3,858	3,120	7.6	4.8
		25	2,778	2,447	6.0	3.3	3,344	2,911	6.6	3.8	5,041	4,304	8.0	5.2	4,372	3,671	8.7	6.0
		26	3,039	2,753	6.8	4.0	3,658	3,275	7.4	4.6	5,515	4,842	9.0	6.4	4,784	4,130	9.8	7.4
		27	3,268	3,059	7.5	4.7	3,934	3,639	8.2	5.5	5,931	5,380	10.0	7.7	5,144	4,589	10.9	8.9
		28	3,431	3,273	8.3	5.6	4,130	3,894	9.0	6.4	6,227	5,756	11.0	9.1	5,401	4,910	12.0	10.6
		29	3,595	3,457	9.0	6.5	4,327	4,112	9.8	7.5	6,524	6,079	12.0	10.6	5,658	5,185	13.0	12.4
		30	3,758	3,671	9.8	7.4	4,524	4,367	10.7	8.6	6,820	6,456	13.0	12.3	5,915	5,506	14.1	14.4

Note

1. TC : Total capacity(W), SHC : Sensible Heat Capacity(W)
2. Performances are based on the following conditions :
   1) Cooling
      - Inlet/Outlet Water Temp. 7°C / 12°C, Indoor Air Temp. 27°CDB / 19°CWB

6. Capacity Tables

◆ WF4A031C2TA

Inlet Water Temp. (℃)	Water Temp Difference (℃)	Air Temp (℃ DB)	Air Temp(17℃ WB)				Air Temp(19℃ WB)				Air Temp(21℃ WB)				Air Temp(23℃ WB)			
			TC (W)	SHC (W)	Water Flow Rate (LPM)	Pressure Drop (kPa)	TC (W)	SHC (W)	Water Flow Rate (LPM)	Pressure Drop (kPa)	TC (W)	SHC (W)	Water Flow Rate (LPM)	Pressure Drop (kPa)	TC (W)	SHC (W)	Water Flow Rate (LPM)	Pressure Drop (kPa)
5	4	24	10,206	6,485	34.9	90.3	11,144	7,349	38.3	110.1	13,331	8,574	43.2	144.6	14,685	9,223	49.9	200.0
		25	11,567	7,629	39.9	121.0	12,630	8,646	43.7	148.2	15,108	10,087	49.4	195.7	-	-	-	-
		26	12,656	8,583	44.9	157.5	13,818	9,727	49.2	193.6	-	-	-	-	-	-	-	-
		27	13,609	9,536	49.9	200.0	14,858	10,808	54.6	246.7	-	-	-	-	-	-	-	-
		28	14,289	10,490	54.9	249.2	-	-	-	-	-	-	-	-	-	-	-	-
		29	-	-	-	-	-	-	-	-	-	-	-	-	-	-	-	-
		30	-	-	-	-	-	-	-	-	-	-	-	-	-	-	-	-
	5	24	8,644	5,972	24.9	44.3	9,056	6,491	27.7	55.1	12,498	8,430	36.6	99.9	13,747	8,935	43.2	144.6
		25	9,797	7,026	28.5	58.5	10,264	7,637	31.7	73.1	14,164	9,918	41.8	134.2	15,580	10,511	49.4	195.7
		26	10,719	7,904	32.1	75.1	11,230	8,591	35.6	94.3	15,497	11,158	47.0	174.9	17,047	11,825	55.6	256.8
		27	11,526	8,782	35.6	94.3	12,075	9,546	39.6	118.9	16,664	12,397	52.3	222.6	-	-	-	-
		28	12,102	9,661	39.2	116.3	12,679	10,501	43.6	147.0	-	-	-	-	-	-	-	-
		29	12,678	10,627	42.8	141.1	13,283	11,551	47.5	179.0	-	-	-	-	-	-	-	-
		30	13,254	11,417	46.3	169.0	13,886	12,410	51.5	214.9	-	-	-	-	-	-	-	-
	6	24	8,123	5,764	21.6	33.1	9,894	6,917	25.9	48.0	11,873	8,142	30.6	67.9	13,018	8,718	34.9	90.3
		25	9,207	6,781	24.7	43.4	11,213	8,138	29.7	63.5	13,456	9,579	35.0	90.5	14,754	10,257	39.9	121.0
		26	10,073	7,629	27.8	55.4	12,269	9,155	33.4	81.7	14,722	10,776	39.3	117.2	16,143	11,539	44.9	157.5
		27	10,831	8,477	30.9	69.3	13,192	10,172	37.1	102.8	15,830	11,974	43.7	148.2	17,358	12,821	49.9	200.0
		28	11,373	9,325	34.0	85.0	13,852	11,189	40.8	126.8	16,622	13,171	48.1	183.9	-	-	-	-
		29	11,914	10,257	37.1	102.8	14,511	12,308	44.5	154.1	-	-	-	-	-	-	-	-
		30	12,456	11,020	40.2	122.6	15,171	13,224	48.2	184.7	-	-	-	-	-	-	-	-
	7	24	7,290	5,332	18.0	22.9	8,748	6,269	19.3	26.3	10,519	7,421	23.6	39.5	11,560	7,926	25.9	48.0
		25	8,262	6,273	20.5	29.8	9,915	7,375	22.0	34.4	11,921	8,731	27.0	52.1	13,102	9,325	29.7	63.5
		26	9,040	7,057	23.1	37.8	10,848	8,297	24.8	43.7	13,043	9,823	30.4	66.8	14,335	10,490	33.4	81.7
		27	9,720	7,841	25.7	46.9	11,664	9,219	27.6	54.4	14,025	10,914	33.7	83.7	15,414	11,656	37.1	102.8
		28	10,206	8,625	28.2	57.2	12,248	10,140	30.3	66.6	14,726	12,005	37.1	103.0	16,184	12,821	40.8	126.8
		29	10,692	9,488	30.8	68.8	12,831	11,154	33.1	80.2	15,428	13,206	40.5	124.9	16,955	14,103	44.5	154.1
		30	11,178	10,193	33.4	81.7	13,414	11,984	35.8	95.4	16,129	14,188	43.9	149.3	17,726	15,152	48.2	184.7
	8	24	5,624	4,179	11.3	9.6	6,770	4,972	12.3	11.2	10,206	7,349	15.0	16.1	8,852	6,269	16.3	18.9
		25	6,374	4,917	12.9	12.2	7,672	5,849	14.1	14.3	11,567	8,646	17.1	20.8	10,033	7,375	18.6	24.6
		26	6,974	5,531	14.5	15.2	8,394	6,580	15.8	17.9	12,656	9,727	19.2	26.2	10,977	8,297	21.0	31.0
		27	7,499	6,146	16.2	18.6	9,026	7,311	17.6	21.9	13,609	10,808	21.4	32.3	11,803	9,219	23.3	38.4
		28	7,874	6,760	17.8	22.4	9,477	8,042	19.3	26.4	14,289	11,889	23.5	39.2	12,393	10,140	25.6	46.7
		29	8,248	7,436	19.4	26.6	9,929	8,847	21.1	31.5	14,969	13,078	25.7	46.9	12,984	11,154	27.9	56.0
		30	8,623	7,989	21.0	31.2	10,380	9,505	22.9	37.0	15,650	14,050	27.8	55.4	13,574	11,984	30.3	66.4
6	4	24	7,640	5,480	32.7	78.4	9,290	6,576	38.4	111.2	11,113	7,672	45.5	162.5	12,242	8,253	51.2	212.5
		25	8,659	6,447	37.4	104.8	10,529	7,737	43.9	149.7	12,595	9,026	52.0	220.4	-	-	-	-
		26	9,474	7,253	42.1	136.1	11,520	8,704	49.4	195.5	-	-	-	-	-	-	-	-
		27	10,187	8,059	46.8	172.5	-	-	-	-	-	-	-	-	-	-	-	-
		28	10,696	8,865	51.4	214.5	-	-	-	-	-	-	-	-	-	-	-	-
		29	-	-	-	-	-	-	-	-	-	-	-	-	-	-	-	-
		30	-	-	-	-	-	-	-	-	-	-	-	-	-	-	-	-
	5	24	7,206	5,416	21.3	32.2	8,269	6,140	25.6	46.8	10,419	7,543	34.7	89.1	11,460	7,995	38.1	109.4
		25	8,167	6,372	24.4	42.3	9,371	7,224	29.3	61.9	11,808	8,875	39.7	119.4	12,989	9,406	43.6	147.2
		26	8,936	7,168	27.4	54.0	10,253	8,127	33.0	79.7	12,919	9,984	44.6	155.4	14,211	10,581	49.0	192.2
		27	9,608	7,964	30.5	67.4	11,025	9,030	36.6	100.1	13,892	11,093	49.6	197.4	15,281	11,757	54.5	245.0
		28	10,089	8,761	33.5	82.7	11,576	9,933	40.3	123.5	14,586	12,203	54.6	245.8	-	-	-	-
		29	10,569	9,637	36.6	99.9	12,128	10,926	44.0	150.0	-	-	-	-	-	-	-	-
		30	11,050	10,354	39.6	119.2	12,679	11,739	47.6	179.8	-	-	-	-	-	-	-	-
	6	24	6,772	5,287	19.9	28.1	8,248	6,190	21.3	32.2	9,898	7,286	26.2	48.9	10,853	7,801	28.7	59.5
		25	7,675	6,220	22.8	36.7	9,348	7,282	24.4	42.3	11,217	8,571	29.9	64.8	12,300	9,178	32.9	79.1
		26	8,397	6,997	25.6	46.7	10,228	8,192	27.4	54.0	12,273	9,643	33.7	83.3	13,457	10,325	37.0	102.1
		27	9,029	7,775	28.5	58.2	10,997	9,102	30.5	67.4	13,197	10,714	37.4	104.8	14,470	11,473	41.1	128.9
		28	9,481	8,552	31.3	71.3	11,547	10,012	33.5	82.7	13,857	11,786	41.1	129.4	15,194	12,620	45.2	159.6
		29	9,932	9,408	34.2	86.0	12,097	11,014	36.6	99.9	14,517	12,964	44.9	157.3	15,917	13,882	49.3	194.4
		30	10,384	10,107	37.0	102.4	12,647	11,833	39.6	119.2	15,176	13,928	48.6	188.6	-	-	-	-
	7	24	6,078	4,771	15.4	16.9	7,293	5,609	16.5	19.4	8,769	6,641	20.2	28.9	9,637	7,092	22.2	34.9
		25	6,888	5,613	17.6	21.9	8,265	6,599	18.9	25.2	9,938	7,813	23.1	37.8	10,922	8,344	25.4	45.8
		26	7,536	6,315	19.8	27.6	9,043	7,424	21.2	31.8	10,874	8,789	26.0	48.1	11,950	9,387	28.5	58.6
		27	8,103	7,016	22.0	34.1	9,724	8,249	23.6	39.4	11,692	9,766	28.9	60.0	12,850	10,430	31.7	73.3
		28	8,509	7,718	24.2	41.4	10,210	9,074	25.9	48.0	12,277	10,743	31.8	73.5	13,492	11,473	34.9	90.0
		29	8,914	8,490	26.3	49.6	10,696	9,981	28.3	57.5	12,861	11,817	34.6	88.7	14,135	12,620	38.1	108.9
		30	9,319	9,121	28.5	58.6	11,183	10,724	30.7	68.2	13,446	12,696	37.5	105.6	14,777	13,559	41.2	130.0
	8	24	4,688	3,740	9.7	7.3	5,643	4,449	10.5	8.4	8,509	6,576	12.8	12.0	7,380	5,609	13.9	14.1
		25	5,313	4,399	11.1	9.2	6,396	5,234	12.0	10.7	9,643	7,737	14.6	15.4	8,364	6,599	15.9	18.1
		26	5,814	4,949	12.4	11.4	6,998	5,888	13.5	13.3	10,551	8,704	16.5	19.3	9,151	7,424	17.9	22.8
		27	6,251	5,499	13.8	13.9	7,525	6,542	15.0	16.2	11,345	9,671	18.3	23.7	9,840	8,249	19.9	28.1
		28	6,564	6,049	15.2	16.6	7,901	7,196	16.5	19.5	11,912	10,638	20.1	28.6	10,332	9,074	21.9	34.0
		29	6,876	6,654	16.6	19.6	8,277	7,916	18.1	23.1	12,479	11,702	22.0	34.1	10,824	9,981	23.9	40.5
		30	7,189	6,984	18.0	22.9	8,653	8,309	19.6	27.0	13,046	12,282	23.8	40.1	11,316	10,476	25.9	47.8

Note

1. TC : Total capacity(W), SHC : Sensible Heat Capacity(W)
2. Performances are based on the following conditions :
   1) Cooling
      - Inlet/Outlet Water Temp. 7°C / 12°C, Indoor Air Temp. 27°CDB / 19°CWB

6. Capacity Tables

Inlet Water Temp. (℃)	Water Temp Difference (℃)	Air Temp (℃ DB)	Air Temp(17℃ WB)				Air Temp(19℃ WB)				Air Temp(21℃ WB)				Air Temp(23℃ WB)			
			TC (W)	SHC (W)	Water Flow Rate (LPM)	Pressure Drop (kPa)	TC (W)	SHC (W)	Water Flow Rate (LPM)	Pressure Drop (kPa)	TC (W)	SHC (W)	Water Flow Rate (LPM)	Pressure Drop (kPa)	TC (W)	SHC (W)	Water Flow Rate (LPM)	Pressure Drop (kPa)
7	4	24	6,930	4,971	31.4	71.8	8,426	5,965	33.5	82.4	10,080	6,959	41.1	129.2	11,104	7,485	45.3	160.4
		25	7,854	5,848	35.9	95.8	9,550	7,018	38.3	110.3	11,424	8,187	47.0	174.5	12,584	8,806	51.7	217.5
		26	8,593	6,579	40.4	124.2	10,449	7,895	43.1	143.3	12,499	9,211	52.9	228.5	-	-	-	-
		27	9,240	7,310	44.9	157.2	11,235	8,772	47.9	181.8	-	-	-	-	-	-	-	-
		28	9,702	8,041	49.4	195.2	11,797	9,649	52.6	226.2	-	-	-	-	-	-	-	-
		29	10,164	8,845	53.9	238.5	-	-	-	-	-	-	-	-	-	-	-	-
		30	-	-	-	-	-	-	-	-	-	-	-	-	-	-	-	-
	5	24	6,536	4,912	19.6	27.3	7,875	5,848	23.1	37.8	9,450	6,842	28.2	57.0	10,395	7,252	31.0	69.6
		25	7,408	5,779	22.4	35.6	8,925	6,880	26.4	49.8	10,710	8,050	32.2	75.8	11,781	8,531	35.4	92.8
		26	8,105	6,502	25.2	45.3	9,765	7,740	29.7	63.7	11,718	9,056	36.2	97.8	12,890	9,598	39.8	120.2
		27	8,715	7,224	28.1	56.5	10,500	8,600	33.0	80.4	12,600	10,062	40.3	123.3	13,860	10,664	44.2	152.1
		28	9,151	7,946	30.9	69.1	11,025	9,460	36.3	98.2	13,230	11,068	44.3	152.6	14,553	11,730	48.6	188.7
		29	9,587	8,741	33.7	83.3	11,550	10,406	39.6	118.9	13,860	12,175	48.3	185.8	15,246	12,903	53.1	230.5
		30	10,022	9,391	36.5	99.1	12,075	11,180	42.9	142.1	14,490	13,081	52.3	223.2	-	-	-	-
	6	24	6,143	4,795	16.2	18.7	7,481	5,614	17.3	21.3	8,978	6,608	21.3	31.9	9,844	7,076	23.3	38.6
		25	6,962	5,642	18.5	24.2	8,479	6,605	19.8	27.7	10,175	7,774	24.3	41.9	11,156	8,325	26.7	50.8
		26	7,617	6,347	20.8	30.5	9,277	7,430	22.3	35.1	11,132	8,746	27.3	53.5	12,206	9,365	30.0	65.1
		27	8,190	7,052	23.1	37.8	9,975	8,256	24.8	43.5	11,970	9,718	30.4	66.8	13,125	10,406	33.3	81.6
		28	8,600	7,757	25.4	46.0	10,474	9,082	27.2	53.1	12,569	10,690	33.4	81.9	13,781	11,447	36.7	100.3
		29	9,009	8,533	27.7	55.1	10,973	9,990	29.7	63.7	13,167	11,759	36.4	99.0	14,438	12,591	40.0	121.5
		30	9,419	9,168	30.0	65.2	11,471	10,733	32.2	75.6	13,766	12,633	39.5	118.0	15,094	13,528	43.3	145.3
	7	24	5,513	4,328	12.5	11.5	6,615	5,088	13.4	13.1	7,954	6,023	16.4	19.2	8,741	6,433	18.0	23.0
		25	6,248	5,091	14.3	14.7	7,497	5,986	15.3	16.8	9,014	7,086	18.7	24.9	9,907	7,568	20.6	30.0
		26	6,836	5,728	16.0	18.4	8,203	6,734	17.2	21.1	9,863	7,972	21.1	31.4	10,839	8,514	23.2	38.0
		27	7,350	6,364	17.8	22.5	8,820	7,482	19.1	25.9	10,605	8,858	23.4	38.9	11,655	9,460	25.7	47.2
		28	7,718	7,000	19.6	27.2	9,261	8,230	21.1	31.3	11,135	9,744	25.8	47.3	12,238	10,406	28.3	57.6
		29	8,085	7,700	21.4	32.3	9,702	9,053	23.0	37.4	11,666	10,718	28.1	56.8	12,821	11,447	30.9	69.3
		30	8,453	8,273	23.2	38.0	10,143	9,727	24.9	44.0	12,196	11,515	30.5	67.2	13,403	12,298	33.5	82.3
	8	24	4,253	3,392	7.9	5.1	5,119	4,035	8.5	5.9	7,718	5,965	10.4	8.2	6,694	5,088	11.3	9.6
		25	4,820	3,990	9.0	6.4	5,801	4,747	9.8	7.4	8,747	7,018	11.9	10.5	7,586	5,986	12.9	12.2
		26	5,273	4,489	10.1	7.8	6,347	5,341	11.0	9.1	9,570	7,895	13.4	13.0	8,300	6,734	14.6	15.3
		27	5,670	4,988	11.2	9.4	6,825	5,934	12.2	11.0	10,290	8,772	14.9	15.9	8,925	7,482	16.2	18.7
		28	5,954	5,487	12.3	11.2	7,166	6,527	13.4	13.1	10,805	9,649	16.3	19.0	9,371	8,230	17.8	22.4
		29	6,237	6,035	13.5	13.2	7,508	7,180	14.7	15.5	11,319	10,614	17.8	22.5	9,818	9,053	19.4	26.6
		30	6,521	6,335	14.6	15.3	7,849	7,536	15.9	18.0	11,834	11,140	19.3	26.4	10,264	9,502	21.0	31.2
8	4	24	5,613	4,207	29.6	63.1	6,825	5,049	31.5	72.3	8,165	5,890	38.7	112.9	8,994	6,336	42.6	139.9
		25	6,362	4,950	33.8	84.0	7,735	5,940	36.0	96.5	9,253	6,930	44.2	152.0	10,193	7,454	48.7	189.1
		26	6,960	5,568	38.0	108.6	8,463	6,682	40.5	125.1	10,124	7,796	49.7	198.6	11,153	8,385	54.8	248.0
		27	7,484	6,187	42.2	137.1	9,100	7,425	45.0	158.4	10,886	8,662	55.3	253.2	-	-	-	-
		28	7,859	6,806	46.5	170.0	9,555	8,167	49.5	196.6	-	-	-	-	-	-	-	-
		29	8,233	7,486	50.7	207.3	10,010	8,984	54.0	240.2	-	-	-	-	-	-	-	-
		30	8,607	8,043	54.9	249.3	-	-	-	-	-	-	-	-	-	-	-	-
	5	24	5,294	4,158	18.5	24.2	7,088	5,380	22.4	35.5	7,655	5,791	26.5	50.2	8,420	6,138	29.1	61.1
		25	6,000	4,892	21.1	31.5	8,033	6,330	25.6	46.7	8,675	6,813	30.3	66.5	9,543	7,221	33.3	81.3
		26	6,565	5,503	23.8	40.0	8,789	7,121	28.8	59.8	9,492	7,665	34.1	85.6	10,441	8,123	37.4	105.1
		27	7,059	6,114	26.4	49.7	9,450	7,912	32.0	74.8	10,206	8,516	37.9	107.8	11,227	9,026	41.6	132.7
		28	7,412	6,726	29.0	60.7	9,923	8,703	35.2	91.9	10,716	9,368	41.7	133.1	11,788	9,929	45.8	164.3
		29	7,765	7,398	31.7	73.1	10,395	9,574	38.4	111.1	11,227	10,305	45.5	161.8	12,349	10,921	49.9	200.3
		30	8,118	7,949	34.3	86.8	10,868	10,286	41.6	132.7	11,737	11,071	49.2	194.1	12,911	11,734	54.1	240.9
	6	24	4,975	4,059	15.2	16.6	6,060	4,752	16.3	18.9	7,272	5,593	20.0	28.3	7,973	5,989	22.0	34.1
		25	5,639	4,775	17.4	21.5	6,868	5,590	18.6	24.6	8,241	6,580	22.9	37.0	9,037	7,046	25.1	44.8
		26	6,170	5,372	19.6	27.1	7,514	6,289	21.0	31.0	9,017	7,403	25.7	47.1	9,887	7,927	28.2	57.2
		27	6,634	5,969	21.7	33.4	8,080	6,988	23.3	38.4	9,696	8,225	28.6	58.7	10,631	8,808	31.4	71.6
		28	6,966	6,566	23.9	40.5	8,484	7,687	25.6	46.7	10,180	9,048	31.4	71.9	11,163	9,688	34.5	87.9
		29	7,297	6,924	26.1	48.5	8,888	8,106	27.9	56.0	10,665	9,541	34.3	86.7	11,694	10,217	37.6	106.2
		30	7,629	7,342	28.3	57.4	9,292	8,875	30.3	66.4	11,150	10,446	37.1	103.2	12,226	11,186	40.8	126.8
	7	24	4,465	3,663	11.7	10.2	5,358	4,306	12.6	11.7	6,443	5,098	15.4	17.1	7,080	5,445	17.0	20.4
		25	5,060	4,309	13.4	13.1	6,073	5,066	14.4	15.0	7,302	5,998	17.6	22.1	8,024	6,406	19.4	26.5
		26	5,537	4,848	15.1	16.3	6,644	5,699	16.2	18.7	7,989	6,748	19.8	27.8	8,780	7,206	21.8	33.6
		27	5,954	5,386	16.8	20.0	7,144	6,333	18.0	23.0	8,590	7,497	22.0	34.4	9,441	8,007	24.2	41.6
		28	6,251	5,925	18.4	24.1	7,501	6,966	19.8	27.7	9,020	8,247	24.2	41.7	9,913	8,808	26.6	50.7
		29	6,549	6,248	20.1	28.6	7,859	7,346	21.6	33.0	9,449	8,697	26.5	50.0	10,385	9,288	29.1	60.9
		30	6,847	6,625	21.8	33.6	8,216	7,789	23.4	38.8	9,879	9,222	28.7	59.1	10,857	10,009	31.5	72.2
	8	24	3,445	2,871	7.4	4.6	4,146	3,415	8.0	5.3	6,251	5,049	9.8	7.4	5,422	4,306	10.7	8.6
		25	3,904	3,377	8.4	5.7	4,699	4,018	9.2	6.6	7,085	5,940	11.2	9.4	6,145	5,066	12.2	10.9
		26	4,271	3,800	9.5	7.0	5,141	4,520	10.3	8.2	7,751	6,682	12.6	11.6	6,723	5,699	13.7	13.6
		27	4,593	4,222	10.6	8.5	5,528	5,023	11.5	9.9	8,335	7,425	14.0	14.1	7,229	6,333	15.2	16.6
		28	4,822	4,644	11.6	10.0	5,805	5,525	12.6	11.7	8,752	8,167	15.4	16.9	7,591	6,966	16.7	19.9
		29	5,052	4,897	12.7	11.8	6,081	5,826	13.8	13.8	9,168	8,613	16.8	20.0	7,952	7,346	18.3	23.6
		30	5,282	5,151	13.7	13.7	6,357	6,127	14.9	16.0	9,585	9,058	18.2	23.4	8,314	7,789	19.8	27.7

Note

1. TC : Total capacity(W), SHC : Sensible Heat Capacity(W)
2. Performances are based on the following conditions :
   1) Cooling
      - Inlet/Outlet Water Temp. 7°C / 12°C, Indoor Air Temp. 27°CDB / 19°CWB

6. Capacity Tables

Inlet Water Temp. (℃)	Water Temp Difference (℃)	Air Temp (℃ DB)	Air Temp(17℃ WB)				Air Temp(19℃ WB)				Air Temp(21℃ WB)				Air Temp(23℃ WB)			
			TC (W)	SHC (W)	Water Flow Rate (LPM)	Pressure Drop (kPa)	TC (W)	SHC (W)	Water Flow Rate (LPM)	Pressure Drop (kPa)	TC (W)	SHC (W)	Water Flow Rate (LPM)	Pressure Drop (kPa)	TC (W)	SHC (W)	Water Flow Rate (LPM)	Pressure Drop (kPa)
9	4	24	4,660	3,591	24.9	44.0	5,666	4,310	26.5	50.3	6,778	5,028	32.6	77.6	7,466	5,408	35.9	95.6
		25	5,281	4,225	28.4	58.1	6,421	5,070	30.3	66.6	7,681	5,915	37.2	103.7	8,462	6,363	41.0	128.3
		26	5,778	4,753	32.0	74.7	7,026	5,704	34.1	85.7	8,404	6,655	41.9	134.6	9,258	7,158	46.1	167.1
		27	6,213	5,281	35.5	93.8	7,554	6,338	37.9	107.9	9,037	7,394	46.5	170.6	9,955	7,953	51.2	212.5
		28	6,524	5,810	39.1	115.6	7,932	6,972	41.7	133.3	9,489	8,133	51.2	212.0	-	-	-	-
		29	6,834	6,391	42.7	140.3	8,310	7,669	45.5	162.0	-	-	-	-	-	-	-	-
		30	7,145	6,866	46.2	168.0	8,688	8,239	49.3	194.4	-	-	-	-	-	-	-	-
	5	24	4,395	3,549	15.6	17.3	6,458	4,971	20.6	29.9	6,354	4,943	22.3	35.3	6,990	5,239	24.5	42.7
		25	4,981	4,175	17.8	22.4	7,319	5,848	23.5	39.1	7,201	5,816	25.5	46.3	7,922	6,164	28.0	56.4
		26	5,450	4,697	20.0	28.3	8,007	6,579	26.4	49.9	7,879	6,543	28.7	59.3	8,667	6,934	31.5	72.4
		27	5,860	5,219	22.2	34.9	8,610	7,310	29.4	62.2	8,472	7,270	31.9	74.2	9,319	7,705	35.0	90.8
		28	6,153	5,741	24.4	42.4	9,041	8,041	32.3	76.3	8,896	7,997	35.1	91.1	9,785	8,475	38.5	111.9
		29	6,446	6,054	26.7	50.8	9,471	8,480	35.2	92.0	9,319	8,433	38.3	110.2	10,251	8,937	42.0	135.7
		30	6,739	6,368	28.9	60.1	9,902	8,918	38.2	109.7	9,743	8,869	41.5	131.6	10,717	9,400	45.5	162.5
	6	24	4,130	3,465	12.8	12.0	5,030	4,056	13.7	13.7	6,036	4,774	16.8	20.2	6,619	5,112	18.5	24.2
		25	4,681	4,076	14.6	15.4	5,701	4,772	15.7	17.6	6,841	5,617	19.2	26.2	7,501	6,015	21.1	31.5
		26	5,121	4,586	16.5	19.3	6,238	5,368	17.6	22.1	7,485	6,319	21.6	33.1	8,207	6,767	23.8	40.0
		27	5,507	5,095	18.3	23.7	6,707	5,965	19.6	27.2	8,049	7,021	24.0	41.0	8,825	7,518	26.4	49.8
		28	5,782	5,452	20.1	28.6	7,043	6,383	21.6	32.9	8,451	7,513	26.5	50.0	9,267	8,045	29.0	60.8
		29	6,058	5,757	22.0	34.1	7,378	6,740	23.5	39.2	8,853	7,934	28.9	60.0	9,708	8,496	31.7	73.1
		30	6,333	6,114	23.8	40.1	7,713	7,158	25.5	46.2	9,256	8,426	31.3	71.1	10,149	9,022	34.3	86.9
	7	24	3,707	3,127	9.9	7.5	4,448	3,676	10.6	8.5	5,348	4,352	13.0	12.3	5,878	4,648	14.3	14.7
		25	4,201	3,678	11.3	9.6	5,041	4,325	12.1	10.9	6,061	5,120	14.8	15.8	6,661	5,468	16.3	19.0
		26	4,596	4,138	12.7	11.8	5,515	4,865	13.6	13.5	6,632	5,760	16.7	19.9	7,288	6,151	18.3	23.8
		27	4,942	4,598	14.1	14.4	5,931	5,406	15.2	16.5	7,131	6,400	18.6	24.4	7,837	6,835	20.4	29.4
		28	5,189	4,920	15.5	17.3	6,227	5,784	16.7	19.8	7,487	6,848	20.4	29.5	8,229	7,313	22.4	35.6
		29	5,436	5,196	16.9	20.4	6,524	6,108	18.2	23.4	7,844	7,232	22.3	35.1	8,621	7,723	24.5	42.5
		30	5,683	5,518	18.3	23.8	6,820	6,487	19.7	27.5	8,200	7,680	24.1	41.3	9,012	8,202	26.5	50.2
	8	24	2,859	2,451	6.2	3.5	3,442	2,915	6.8	4.0	5,189	4,310	8.2	5.5	4,501	3,676	9.0	6.4
		25	3,241	2,883	7.1	4.3	3,901	3,430	7.7	4.9	5,881	5,070	9.4	6.9	5,101	4,325	10.2	8.0
		26	3,546	3,243	8.0	5.2	4,268	3,859	8.7	6.0	6,435	5,704	10.6	8.5	5,581	4,865	11.5	9.9
		27	3,813	3,604	8.9	6.3	4,589	4,287	9.7	7.3	6,919	6,338	11.8	10.3	6,001	5,406	12.8	12.0
		28	4,003	3,856	9.8	7.4	4,819	4,587	10.6	8.6	7,265	6,781	12.9	12.3	6,301	5,784	14.1	14.4
		29	4,194	4,072	10.7	8.6	5,048	4,845	11.6	10.0	7,611	7,162	14.1	14.4	6,601	6,108	15.4	16.9
		30	4,384	4,325	11.6	10.0	5,277	5,145	12.6	11.6	7,957	7,605	15.3	16.8	6,901	6,487	16.7	19.7

Note

1. TC : Total capacity(W), SHC : Sensible Heat Capacity(W)
2. Performances are based on the following conditions :
   1) Cooling
      - Inlet/Outlet Water Temp. 7°C / 12°C, Indoor Air Temp. 27°CDB / 19°CWB

6. Capacity Tables

◆ WF4A041C2TA

Inlet Water Temp. (℃)	Water Temp Difference (℃)	Air Temp (℃ DB)	Air Temp(17℃ WB)				Air Temp(19℃ WB)				Air Temp(21℃ WB)				Air Temp(23℃ WB)			
			TC (W)	SHC (W)	Water Flow Rate (LPM)	Pressure Drop (kPa)	TC (W)	SHC (W)	Water Flow Rate (LPM)	Pressure Drop (kPa)	TC (W)	SHC (W)	Water Flow Rate (LPM)	Pressure Drop (kPa)	TC (W)	SHC (W)	Water Flow Rate (LPM)	Pressure Drop (kPa)
5	4	24	12,636	7,917	40.0	80.7	13,797	8,973	43.8	95.0	16,505	10,469	49.5	118.7	-	-	-	-
		25	14,321	9,315	45.7	102.6	15,637	10,557	50.1	121.0	-	-	-	-	-	-	-	-
		26	15,669	10,479	51.4	127.1	-	-	-	-	-	-	-	-	-	-	-	-
		27	-	-	-	-	-	-	-	-	-	-	-	-	-	-	-	-
		28	-	-	-	-	-	-	-	-	-	-	-	-	-	-	-	-
		29	-	-	-	-	-	-	-	-	-	-	-	-	-	-	-	-
		30	-	-	-	-	-	-	-	-	-	-	-	-	-	-	-	-
	5	24	10,702	7,291	28.6	44.7	11,213	7,925	31.8	53.7	15,473	10,293	41.9	87.7	17,021	10,909	49.5	118.7
		25	12,129	8,578	32.7	56.4	12,708	9,324	36.3	67.9	17,536	12,109	47.9	111.6	-	-	-	-
		26	13,271	9,650	36.7	69.4	13,904	10,490	40.8	83.7	19,187	13,623	53.9	138.4	-	-	-	-
		27	14,270	10,723	40.8	83.7	14,950	11,655	45	101.1	-	-	-	-	-	-	-	-
		28	14,983	11,795	44.9	99.3	15,698	12,821	49.9	120.2	-	-	-	-	-	-	-	-
		29	15,697	12,974	49.0	116.3	16,445	14,103	54.4	141.0	-	-	-	-	-	-	-	-
		30	16,410	13,939	53.1	134.6	-	-	-	-	-	-	-	-	-	-	-	-
	6	24	10,058	7,038	24.8	35.0	12,250	8,445	29.7	47.8	14,700	9,941	35.1	63.8	16,118	10,645	40.0	80.7
		25	11,399	8,280	28.3	44.0	13,883	9,936	34.0	60.4	16,660	11,695	40.1	80.9	18,267	12,523	45.7	102.6
		26	12,471	9,315	31.8	53.9	15,190	11,178	38.2	74.4	18,227	13,157	45.1	100.0	19,986	14,088	51.4	127.1
		27	13,410	10,350	35.4	64.9	16,333	12,420	42.5	89.8	19,599	14,619	50.1	121.0	-	-	-	-
		28	14,081	11,385	38.9	76.8	17,150	13,662	46.7	106.6	20,579	16,081	55.1	144.1	-	-	-	-
		29	14,751	12,523	42.5	89.8	17,966	15,028	50.9	124.9	-	-	-	-	-	-	-	-
		30	15,422	13,455	46.0	103.7	18,783	16,145	55.2	144.6	-	-	-	-	-	-	-	-
	7	24	9,026	6,510	20.6	25.7	10,831	7,654	22.1	28.9	13,023	9,061	27.1	40.7	14,313	9,677	29.7	47.8
		25	10,230	7,659	23.5	32.1	12,275	9,004	25.3	36.2	14,760	10,660	30.9	51.2	16,221	11,385	34.0	60.4
		26	11,192	8,616	26.5	39.2	13,431	10,130	28.4	44.3	16,149	11,993	34.8	63.0	17,748	12,808	38.2	74.4
		27	12,035	9,573	29.4	46.9	14,442	11,255	31.6	53.1	17,364	13,325	38.6	75.9	19,084	14,231	42.5	89.8
		28	12,636	10,531	32.3	55.4	15,164	12,381	34.7	62.8	18,233	14,658	42.5	90.0	20,038	15,654	46.7	106.6
		29	13,238	11,584	35.3	64.5	15,886	13,619	37.9	73.2	19,101	16,123	46.4	105.3	20,992	17,219	50.9	124.9
		30	13,840	12,445	38.2	74.4	16,608	14,632	41.0	84.5	19,969	17,323	50.2	121.8	-	-	-	-
	8	24	6,963	5,102	13.0	12.3	8,381	6,070	14.1	14.0	12,636	8,973	17.1	19.1	10,960	7,654	18.7	21.9
		25	7,891	6,003	14.8	15.1	9,499	7,141	16.1	17.3	14,321	10,557	19.6	23.7	12,422	9,004	21.3	27.3
		26	8,634	6,753	16.7	18.2	10,393	8,034	18.1	20.9	15,669	11,876	22.0	28.8	13,591	10,130	24.0	33.2
		27	9,284	7,503	18.5	21.6	11,175	8,927	20.1	24.8	16,849	13,196	24.5	34.4	14,614	11,255	26.7	39.7
		28	9,748	8,254	20.4	25.2	11,734	9,819	22.2	29.0	17,691	14,515	26.9	40.4	15,344	12,381	29.3	46.8
		29	10,212	9,079	22.2	29.1	12,293	10,801	24.2	33.6	18,534	15,967	29.4	46.9	16,075	13,619	32.0	54.4
		30	10,677	9,755	24.1	33.3	12,851	11,605	26.2	38.5	19,376	17,155	31.8	53.9	16,806	14,632	34.7	62.6
6	4	24	9,459	6,691	37.5	71.9	11,502	8,029	44.0	95.8	13,759	9,368	52.2	130.4	-	-	-	-
		25	10,721	7,872	42.8	91.3	13,035	9,446	50.3	122.0	-	-	-	-	-	-	-	-
		26	11,730	8,856	48.2	112.9	-	-	-	-	-	-	-	-	-	-	-	-
		27	12,613	9,840	53.6	136.9	-	-	-	-	-	-	-	-	-	-	-	-
		28	-	-	-	-	-	-	-	-	-	-	-	-	-	-	-	-
		29	-	-	-	-	-	-	-	-	-	-	-	-	-	-	-	-
		30	-	-	-	-	-	-	-	-	-	-	-	-	-	-	-	-
	5	24	8,922	6,612	24.5	34.2	10,238	7,497	29.4	46.9	12,899	9,210	39.8	79.9	14,189	9,761	43.7	94.5
		25	10,112	7,779	27.9	43.0	11,603	8,820	33.6	59.1	14,619	10,835	45.5	101.5	16,081	11,484	49.9	120.4
		26	11,063	8,752	31.4	52.7	12,695	9,923	37.8	72.8	15,995	12,190	51.1	125.8	-	-	-	-
		27	11,896	9,724	34.9	63.4	13,650	11,025	42	87.9	-	-	-	-	-	-	-	-
		28	12,491	10,696	38.4	75.1	14,333	12,128	46.2	104.4	-	-	-	-	-	-	-	-
		29	13,086	11,766	41.9	87.7	15,015	13,340	50.3	122.2	-	-	-	-	-	-	-	-
		30	13,680	12,641	45.4	101.3	15,698	14,333	54.5	141.5	-	-	-	-	-	-	-	-
	6	24	8,385	6,455	22.8	30.5	10,212	7,557	24.5	34.2	12,254	8,895	30.0	48.6	13,437	9,525	32.9	57.2
		25	9,502	7,594	26.1	38.2	11,573	8,891	27.9	43.0	13,888	10,465	34.3	61.4	15,228	11,206	37.6	72.4
		26	10,397	8,543	29.3	46.8	12,663	10,002	31.4	52.7	15,195	11,773	38.6	75.6	16,662	12,607	42.3	89.3
		27	11,179	9,493	32.6	56.2	13,616	11,113	34.9	63.4	16,339	13,081	42.8	91.3	17,916	14,007	47.0	108.0
		28	11,738	10,442	35.9	66.5	14,297	12,225	38.4	75.1	17,156	14,389	47.1	108.4	18,811	15,408	51.7	128.5
		29	12,297	11,486	39.1	77.6	14,977	13,447	41.9	87.7	17,973	15,828	51.4	127.0	-	-	-	-
		30	12,856	12,340	42.4	89.5	15,658	14,447	45.4	101.3	-	-	-	-	-	-	-	-
	7	24	7,525	5,825	17.6	19.9	9,029	6,849	18.9	22.3	10,857	8,108	23.1	31.2	11,932	8,659	25.4	36.6
		25	8,528	6,853	20.1	24.7	10,233	8,057	21.6	27.8	12,304	9,539	26.5	39.2	13,523	10,187	29.1	46.0
		26	9,330	7,710	22.6	30.1	11,197	9,064	24.3	33.9	13,463	10,731	29.8	47.9	14,795	11,460	32.7	56.5
		27	10,033	8,566	25.1	35.9	12,039	10,071	27.0	40.6	14,476	11,924	33.1	57.6	15,909	12,734	36.3	68.0
		28	10,534	9,423	27.7	42.3	12,641	11,078	29.7	47.8	15,200	13,116	36.4	68.1	16,705	14,007	40.0	80.5
		29	11,036	10,365	30.2	49.1	13,243	12,186	32.4	55.6	15,923	14,427	39.7	79.5	17,500	15,408	43.6	94.2
		30	11,538	11,136	32.7	56.5	13,845	13,093	35.1	64.0	16,647	15,501	43.0	91.8	18,295	16,554	47.2	108.8
	8	24	5,805	4,566	11.1	9.7	6,987	5,432	12.1	11.0	10,534	8,029	14.7	14.9	9,137	6,849	16.0	17.0
		25	6,579	5,371	12.7	11.9	7,919	6,390	13.8	13.5	11,939	9,446	16.8	18.4	10,355	8,057	18.3	21.1
		26	7,198	6,043	14.3	14.2	8,664	7,189	15.5	16.2	13,063	10,627	18.9	22.3	11,330	9,064	20.5	25.6
		27	7,740	6,714	15.8	16.8	9,316	7,988	17.2	19.2	14,046	11,808	21.0	26.5	12,183	10,071	22.8	30.5
		28	8,127	7,386	17.4	19.6	9,782	8,786	19.0	22.4	14,748	12,989	23.1	31.0	12,792	11,078	25.1	35.8
		29	8,514	8,124	19.0	22.5	10,248	9,665	20.7	25.9	15,450	14,287	25.1	35.9	13,401	12,186	27.4	41.5
		30	8,900	8,527	20.6	25.7	10,714	10,144	22.4	29.6	16,153	14,996	27.2	41.2	14,010	12,791	29.7	47.7

Note

1. TC : Total capacity(W), SHC : Sensible Heat Capacity(W)
2. Performances are based on the following conditions :
   1) Cooling
      - Inlet/Outlet Water Temp. 7°C / 12°C, Indoor Air Temp. 27°CDB / 19°CWB

6. Capacity Tables

Inlet Water Temp. (℃)	Water Temp Difference (℃)	Air Temp (℃ DB)	Air Temp(17℃ WB)				Air Temp(19℃ WB)				Air Temp(21℃ WB)				Air Temp(23℃ WB)			
			TC (W)	SHC (W)	Water Flow Rate (LPM)	Pressure Drop (kPa)	TC (W)	SHC (W)	Water Flow Rate (LPM)	Pressure Drop (kPa)	TC (W)	SHC (W)	Water Flow Rate (LPM)	Pressure Drop (kPa)	TC (W)	SHC (W)	Water Flow Rate (LPM)	Pressure Drop (kPa)
7	4	24	8,580	6,069	36.0	66.9	10,433	7,283	38.4	74.9	12,480	8,497	47.1	108.3	13,748	9,139	51.9	129.0
		25	9,724	7,140	41.1	84.8	11,824	8,568	43.8	95.1	14,144	9,996	53.8	138.1	-	-	-	-
		26	10,639	8,033	46.3	104.8	12,936	9,639	49.3	117.8	-	-	-	-	-	-	-	-
		27	11,440	8,925	51.4	127.0	13,910	10,710	54.8	142.8	-	-	-	-	-	-	-	-
		28	-	-	-	-	-	-	-	-	-	-	-	-	-	-	-	-
		29	-	-	-	-	-	-	-	-	-	-	-	-	-	-	-	-
		30	-	-	-	-	-	-	-	-	-	-	-	-	-	-	-	-
	5	24	8,093	5,998	22.5	29.8	9,750	7,140	26.5	39.2	11,700	8,354	32.3	55.2	12,870	8,854	35.5	65.1
		25	9,172	7,056	25.7	37.3	11,050	8,400	30.2	49.3	13,260	9,828	36.9	69.9	14,586	10,416	40.5	82.6
		26	10,035	7,938	28.9	45.6	12,090	9,450	34.0	60.6	14,508	11,057	41.5	86.2	15,959	11,718	45.6	102.1
		27	10,790	8,820	32.1	54.8	13,000	10,500	37.8	68.2	15,600	12,285	46.1	104.2	17,160	13,020	50.7	123.6
		28	11,330	9,702	35.3	64.8	13,650	11,550	41.6	86.5	16,380	13,514	50.7	123.9	-	-	-	-
		29	11,869	10,672	38.6	75.6	14,300	12,705	45.4	101.1	-	-	-	-	-	-	-	-
		30	12,409	11,466	41.8	87.2	14,950	13,650	49.1	117.0	-	-	-	-	-	-	-	-
	6	24	7,605	5,855	18.5	21.6	9,263	6,854	19.8	24.2	11,115	8,068	24.3	34.0	12,188	8,639	26.7	39.8
		25	8,619	6,888	21.2	26.9	10,498	8,064	22.7	30.2	12,597	9,492	27.8	42.7	13,813	10,164	30.5	50.2
		26	9,430	7,749	23.8	32.8	11,486	9,072	25.5	36.8	13,783	10,679	31.3	52.3	15,113	11,435	34.4	61.6
		27	10,140	8,610	26.5	39.2	12,350	10,080	28.4	44.1	14,820	11,865	34.8	62.9	16,250	12,705	38.2	74.3
		28	10,647	9,471	29.1	46.1	12,968	11,088	31.2	52.0	15,561	13,052	38.3	74.5	17,063	13,976	42.0	88.0
		29	11,154	10,418	31.8	53.7	13,585	12,197	34.0	60.6	16,302	14,357	41.7	87.0	17,875	15,373	45.8	103.0
		30	11,661	11,193	34.4	61.7	14,203	13,104	36.9	69.7	17,043	15,425	45.2	100.5	18,688	16,517	49.6	119.1
	7	24	6,825	5,284	14.3	14.3	8,190	6,212	15.3	16.0	9,848	7,354	18.8	22.1	10,823	7,854	20.6	25.8
		25	7,735	6,216	16.3	17.6	9,282	7,308	17.5	19.8	11,161	8,652	21.5	27.5	12,266	9,240	23.6	32.2
		26	8,463	6,993	18.4	21.3	10,156	8,222	19.7	24.0	12,211	9,734	24.2	33.5	13,420	10,395	26.5	39.4
		27	9,100	7,770	20.4	25.3	10,920	9,135	21.9	28.5	13,130	10,815	26.8	40.1	14,430	11,550	29.5	47.2
		28	9,555	8,547	22.5	29.7	11,466	10,049	24.1	33.5	13,787	11,897	29.5	47.3	15,152	12,705	32.4	55.7
		29	10,010	9,402	24.5	34.4	12,012	11,053	26.3	38.8	14,443	13,086	32.2	55.0	15,873	13,976	35.4	64.9
		30	10,465	10,101	26.5	39.4	12,558	11,876	28.5	44.5	15,100	14,060	34.9	63.3	16,595	15,015	38.3	74.8
	8	24	5,265	4,141	9.0	7.1	6,338	4,927	9.8	8.1	9,555	7,283	11.9	10.8	8,288	6,212	13.0	12.3
		25	5,967	4,872	10.3	8.7	7,183	5,796	11.2	9.8	10,829	8,568	13.6	13.2	9,393	7,308	14.8	15.1
		26	6,529	5,481	11.6	10.3	7,859	6,521	12.6	11.7	11,848	9,639	15.3	15.9	10,277	8,222	16.7	18.2
		27	7,020	6,090	12.9	12.1	8,450	7,245	14.0	13.8	12,740	10,710	17.0	18.8	11,050	9,135	18.5	21.6
		28	7,371	6,699	14.1	14.0	8,873	7,970	15.4	16.0	13,377	11,781	18.7	22.0	11,603	10,049	20.4	25.3
		29	7,722	7,369	15.4	16.1	9,295	8,766	16.8	18.4	14,014	12,959	20.4	25.3	12,155	11,053	22.2	29.2
		30	8,073	7,734	16.7	18.3	9,718	9,201	18.2	21.0	14,651	13,602	22.1	28.9	12,708	11,601	24.1	33.4
8	4	24	6,950	5,137	33.9	60.1	8,450	6,164	36.1	67.2	10,109	7,192	44.3	97.0	11,135	7,735	48.8	115.5
		25	7,876	6,043	38.7	76.1	9,577	7,252	41.3	85.3	11,457	8,461	50.6	123.6	-	-	-	-
		26	8,618	6,799	43.5	93.9	10,478	8,158	46.4	105.4	-	-	-	-	-	-	-	-
		27	9,266	7,554	48.4	113.6	11,267	9,065	51.6	127.7	-	-	-	-	-	-	-	-
		28	9,730	8,310	53.2	135.2	-	-	-	-	-	-	-	-	-	-	-	-
		29	-	-	-	-	-	-	-	-	-	-	-	-	-	-	-	-
		30	-	-	-	-	-	-	-	-	-	-	-	-	-	-	-	-
	5	24	6,555	5,076	21.2	26.9	8,775	6,569	25.7	37.2	9,477	7,071	30.4	49.7	10,425	7,494	33.4	58.5
		25	7,429	5,972	24.2	33.6	9,945	7,728	29.3	46.8	10,741	8,318	34.7	62.7	11,815	8,816	38.1	74.1
		26	8,128	6,719	27.2	41.1	10,881	8,694	33.0	57.4	11,751	9,358	39.1	77.3	12,927	9,918	42.9	91.4
		27	8,740	7,465	30.2	49.3	11,700	9,660	37	69.1	12,636	10,398	43.4	93.4	13,900	11,020	47.7	110.6
		28	9,177	8,212	33.3	58.2	12,285	10,626	40.3	81.9	13,268	11,438	47.7	110.9	14,595	12,122	52.4	131.6
		29	9,614	9,033	36.3	67.8	12,870	11,689	44.0	95.7	13,900	12,582	52.1	130.0	-	-	-	-
		30	10,051	9,705	39.3	78.2	13,455	12,558	47.7	110.7	-	-	-	-	-	-	-	-
	6	24	6,160	4,956	17.4	19.6	7,503	5,802	18.7	21.9	9,003	6,829	22.9	30.7	9,872	7,312	25.1	35.9
		25	6,981	5,830	19.9	24.3	8,503	6,825	21.3	27.3	10,204	8,034	26.2	38.5	11,188	8,603	28.7	45.1
		26	7,638	6,559	22.4	29.6	9,303	7,679	24.0	33.2	11,164	9,038	29.4	47.1	12,241	9,678	32.3	55.4
		27	8,213	7,288	24.9	35.3	10,004	8,532	26.7	39.7	12,004	10,043	32.7	56.6	13,163	10,754	35.9	66.6
		28	8,624	8,016	27.4	41.5	10,504	9,385	29.3	46.8	12,604	11,047	36.0	66.9	13,821	11,829	39.5	78.9
		29	9,035	8,454	29.9	48.3	11,004	9,897	32.0	54.4	13,205	11,649	39.3	78.1	14,479	12,474	43.1	92.3
		30	9,445	8,964	32.4	55.5	11,504	10,835	34.7	62.6	13,805	12,754	42.5	90.1	15,137	13,657	46.7	106.6
	7	24	5,528	4,472	13.4	13.0	6,634	5,258	14.4	14.5	7,976	6,225	17.7	20.0	8,766	6,648	19.4	23.3
		25	6,265	5,261	15.4	16.0	7,518	6,185	16.5	17.9	9,040	7,323	20.2	24.9	9,935	7,821	22.2	29.1
		26	6,855	5,919	17.3	19.3	8,226	6,959	18.6	21.7	9,891	8,238	22.7	30.3	10,870	8,798	25.0	35.5
		27	7,371	6,577	19.2	22.9	8,845	7,732	20.6	25.8	10,635	9,154	25.3	36.2	11,688	9,776	27.7	42.5
		28	7,740	7,234	21.1	26.8	9,287	8,505	22.7	30.2	11,167	10,069	27.8	42.6	12,273	10,754	30.5	50.1
		29	8,108	7,629	23.0	31.0	9,730	8,969	24.8	35.0	11,699	10,618	30.3	49.5	12,857	11,340	33.3	58.3
		30	8,477	8,089	25.0	35.5	10,172	9,510	26.8	40.1	12,231	11,259	32.8	56.9	13,442	12,220	36.1	67.1
	8	24	4,265	3,505	8.5	6.5	5,133	4,170	9.2	7.4	7,740	6,164	11.2	9.8	6,713	5,258	12.2	11.2
		25	4,833	4,124	9.7	7.9	5,818	4,906	10.5	9.0	8,771	7,252	12.8	12.0	7,608	6,185	13.9	13.7
		26	5,288	4,639	10.9	9.4	6,365	5,519	11.8	10.7	9,597	8,158	14.4	14.5	8,324	6,959	15.7	16.5
		27	5,686	5,155	12.1	11.0	6,845	6,132	13.2	12.6	10,319	9,065	16.0	17.1	8,951	7,732	17.4	19.6
		28	5,971	5,670	13.3	12.8	7,187	6,745	14.5	14.6	10,835	9,971	17.6	19.9	9,398	8,505	19.2	22.8
		29	6,255	5,979	14.5	14.6	7,529	7,113	15.8	16.7	11,351	10,515	19.2	22.9	9,846	8,969	20.9	26.4
		30	6,539	6,289	15.7	16.6	7,871	7,481	17.1	19.0	11,867	11,059	20.8	26.1	10,293	9,510	22.7	30.1

Note

1. TC : Total capacity(W), SHC : Sensible Heat Capacity(W)
2. Performances are based on the following conditions :
   1) Cooling
      - Inlet/Outlet Water Temp. 7°C / 12°C, Indoor Air Temp. 27°CDB / 19°CWB

6. Capacity Tables

Inlet Water Temp. (℃)	Water Temp Difference (℃)	Air Temp (℃ DB)	Air Temp(17℃ WB)				Air Temp(19℃ WB)				Air Temp(21℃ WB)				Air Temp(23℃ WB)			
			TC (W)	SHC (W)	Water Flow Rate (LPM)	Pressure Drop (kPa)	TC (W)	SHC (W)	Water Flow Rate (LPM)	Pressure Drop (kPa)	TC (W)	SHC (W)	Water Flow Rate (LPM)	Pressure Drop (kPa)	TC (W)	SHC (W)	Water Flow Rate (LPM)	Pressure Drop (kPa)
9	4	24	5,769	4,385	28.5	44.5	7,015	5,262	30.4	49.7	8,392	6,139	37.3	71.3	9,244	6,603	41.1	84.6
		25	6,538	5,159	32.6	56.1	7,950	6,190	34.7	62.8	9,510	7,222	42.6	90.5	10,476	7,768	46.9	107.6
		26	7,154	5,803	36.6	69.1	8,698	6,964	39.1	77.4	10,406	8,125	48.0	111.9	11,462	8,739	52.8	133.4
		27	7,692	6,448	40.7	83.3	9,353	7,738	43.4	93.5	11,189	9,028	53.3	135.6	-	-	-	-
		28	8,077	7,093	44.8	98.9	9,821	8,512	47.8	111.0	-	-	-	-	-	-	-	-
		29	8,461	7,802	48.9	115.8	10,288	9,363	52.1	130.1	-	-	-	-	-	-	-	-
		30	8,846	8,383	52.9	134.0	10,756	10,059	56.4	150.7	-	-	-	-	-	-	-	-
	5	24	5,441	4,333	17.8	20.3	7,995	6,069	23.5	32.1	7,867	6,036	25.6	36.9	8,654	6,397	28.1	43.4
		25	6,167	5,098	20.4	25.2	9,061	7,140	26.9	40.3	8,916	7,101	29.2	46.5	9,808	7,526	32.1	54.7
		26	6,747	5,735	22.9	30.7	9,914	8,033	30.3	49.4	9,755	7,988	32.9	57.0	10,731	8,466	36.1	67.3
		27	7,255	6,372	25.5	36.7	10,660	8,925	34	59.4	10,489	8,876	36.5	68.7	11,538	9,407	40.1	81.1
		28	7,618	7,010	28.0	43.1	11,193	9,818	37.0	70.3	11,014	9,764	40.2	81.3	12,115	10,348	44.1	96.3
		29	7,981	7,392	30.5	50.1	11,726	10,353	40.4	82.0	11,538	10,296	43.8	95.1	12,692	10,912	48.1	112.7
		30	8,343	7,774	33.1	57.7	12,259	10,889	43.7	94.7	12,063	10,829	47.5	109.9	13,269	11,476	52.2	130.4
	6	24	5,114	4,230	14.7	14.9	6,228	4,952	15.7	16.6	7,474	5,829	19.3	23.1	8,195	6,242	21.2	26.9
		25	5,795	4,977	16.8	18.4	7,059	5,826	18.0	20.6	8,470	6,858	22.0	28.8	9,288	7,343	24.2	33.6
		26	6,341	5,599	18.9	22.3	7,723	6,555	20.2	24.9	9,267	7,715	24.8	35.1	10,162	8,261	27.2	41.1
		27	6,818	6,221	21.0	26.5	8,304	7,283	22.5	29.7	9,965	8,572	27.5	42.0	10,927	9,179	30.2	49.3
		28	7,159	6,656	23.1	31.0	8,719	7,793	24.7	34.8	10,463	9,173	30.3	49.5	11,473	9,822	33.3	58.2
		29	7,500	7,029	25.2	35.9	9,135	8,230	26.9	40.4	10,961	9,687	33.1	57.6	12,019	10,373	36.3	67.9
		30	7,841	7,465	27.2	41.2	9,550	8,739	29.2	46.4	11,460	10,287	35.8	66.3	12,565	11,015	39.3	78.2
	7	24	4,589	3,817	11.3	10.0	5,507	4,488	12.2	11.1	6,621	5,313	14.9	15.2	7,277	5,675	16.3	17.7
		25	5,201	4,491	12.9	12.2	6,241	5,280	13.9	13.7	7,504	6,251	17.0	18.8	8,247	6,676	18.7	21.9
		26	5,691	5,052	14.6	14.7	6,829	5,940	15.6	16.4	8,211	7,032	19.1	22.8	9,024	7,510	21.0	26.6
		27	6,119	5,614	16.2	17.4	7,343	6,600	17.4	19.5	8,829	7,814	21.3	27.1	9,703	8,345	23.4	31.7
		28	6,425	6,007	17.8	20.2	7,710	7,062	19.1	22.7	9,270	8,361	23.4	31.8	10,188	8,929	25.7	37.2
		29	6,731	6,344	19.4	23.3	8,077	7,458	20.8	26.2	9,711	8,830	25.5	36.8	10,673	9,430	28.0	43.2
		30	7,037	6,737	21.0	26.6	8,444	7,920	22.6	29.9	10,153	9,377	27.6	42.2	11,158	10,014	30.4	49.6
	8	24	3,540	2,992	7.1	5.1	4,261	3,559	7.8	5.8	6,425	5,262	9.4	7.6	5,573	4,488	10.3	8.6
		25	4,012	3,520	8.1	6.2	4,830	4,188	8.9	7.0	7,281	6,190	10.8	9.3	6,316	5,280	11.7	10.6
		26	4,390	3,960	9.2	7.3	5,284	4,711	10.0	8.3	7,967	6,964	12.1	11.1	6,910	5,940	13.2	12.6
		27	4,720	4,400	10.2	8.5	5,682	5,235	11.1	9.7	8,566	7,738	13.5	13.0	7,430	6,600	14.7	14.9
		28	4,956	4,708	11.2	9.8	5,966	5,601	12.2	11.2	8,995	8,280	14.8	15.1	7,802	7,062	16.1	17.3
		29	5,192	4,972	12.2	11.2	6,250	5,915	13.3	12.8	9,423	8,744	16.2	17.4	8,173	7,458	17.6	19.9
		30	5,428	5,280	13.2	12.7	6,534	6,281	14.4	14.5	9,851	9,286	17.5	19.7	8,545	7,920	19.1	22.7

Note

1. TC : Total capacity(W), SHC : Sensible Heat Capacity(W)
2. Performances are based on the following conditions :
   1) Cooling
      - Inlet/Outlet Water Temp. 7°C / 12°C, Indoor Air Temp. 27°CDB / 19°CWB

6. Capacity Tables

6.2 Heating Capacity

◆ WF4A006C2TA

Water Flow Rate (LPM)	Pressure Drop (kPa)	Inlet Water Temp. (℃)	Heating Capacity (W)		
			Inlet Air Temp.(℃ DB)		
			18℃	20℃	22℃
2.0	0.1	40	1,217	1,148	1,081
		50	1,957	1,846	1,739
		60	2,589	2,442	2,300
4.0	10.0	40	1,534	1,447	1,363
		50	2,467	2,328	2,193
		60	3,264	3,079	2,900
5.7	20.2	40	1,644	1,551	1,461
		50	2,644	2,495	2,350
		60	3,498	3,300	3,109
9.0	39.8	40	1,718	1,621	1,527
		50	2,763	2,607	2,456
		60	3,655	3,449	3,248
12.0	57.7	40	1,767	1,667	1,571
		50	2,843	2,682	2,526
		60	3,760	3,548	3,342

◆ WWF4A007C2TA

Water Flow Rate (LPM)	Pressure Drop (kPa)	Inlet Water Temp. (℃)	Heating Capacity (W)		
			Inlet Air Temp.(℃ DB)		
			18℃	20℃	22℃
2.0	0.1	40	1,401	1,322	1,245
		50	2,253	2,126	2,003
		60	2,981	2,812	2,649
5.0	16.0	40	1,766	1,666	1,570
		50	2,841	2,680	2,525
		60	3,758	3,545	3,340
8.2	35.1	40	1,893	1,786	1,682
		50	3,045	2,873	2,706
		60	4,028	3,800	3,580
11.0	51.8	40	1,978	1,866	1,758
		50	3,182	3,002	2,828
		60	4,209	3,971	3,741
14.0	69.7	40	2,035	1,920	1,809
		50	3,274	3,088	2,909
		60	4,330	4,085	3,848

◆ WF4A009C2TA

Water Flow Rate (LPM)	Pressure Drop (kPa)	Inlet Water Temp. (℃)	Heating Capacity (W)		
			Inlet Air Temp.(℃ DB)		
			18℃	20℃	22℃
4.0	10.0	40	1,733	1,635	1,540
		50	2,787	2,629	2,477
		60	3,687	3,478	3,276
7.0	27.9	40	2,185	2,061	1,941
		50	3,514	3,315	3,123
		60	4,648	4,385	4,131
10.0	45.8	40	2,342	2,209	2,081
		50	3,766	3,553	3,347
		60	4,982	4,700	4,427
13.0	63.7	40	2,447	2,308	2,175
		50	3,936	3,713	3,498
		60	5,206	4,912	4,627
16.0	81.6	40	2,517	2,375	2,237
		50	4,049	3,820	3,598
		60	5,356	5,053	4,759

Note

1. TC : Total capacity(W)
2. Performances are based on the following conditions :
   1) Heating
      - Inlet/Outlet Water Temp. 60°C, Indoor Air Temp. 20°CDB / 15°CWB

6. Capacity Tables

◆ WF4A012C2TA

Water Flow Rate (LPM)	Pressure Drop (kPa)	Inlet Water Temp. (℃)	Heating Capacity (W)		
			Inlet Air Temp.(℃ DB)		
			18℃	20℃	22℃
7.0	14.7	40	2,691	2,539	2,392
		50	4,329	4,084	3,847
		60	5,726	5,402	5,089
10.0	26.0	40	3,393	3,201	3,015
		50	5,458	5,149	4,850
		60	7,220	6,811	6,416
13.5	43.7	40	3,637	3,431	3,232
		50	5,850	5,519	5,199
		60	7,738	7,300	6,877
16.0	52.1	40	3,801	3,585	3,377
		50	6,113	5,767	5,433
		60	8,086	7,629	7,186
19.0	64.8	40	3,910	3,688	3,474
		50	6,289	5,933	5,589
		60	8,318	7,848	7,392

◆ WWF4A019C2TA

Water Flow Rate (LPM)	Pressure Drop (kPa)	Inlet Water Temp. (℃)	Heating Capacity (W)		
			Inlet Air Temp.(℃ DB)		
			18℃	20℃	22℃
13.0	20.6	40	4,240	4,000	3,768
		50	6,820	6,434	6,060
		60	9,021	8,510	8,016
16.0	27.3	40	5,345	5,043	4,750
		50	8,598	8,112	7,641
		60	11,373	10,730	10,107
19.0	38.2	40	5,729	5,405	5,092
		50	9,216	8,694	8,190
		60	12,190	11,500	10,833
21.0	45.1	40	5,987	5,648	5,321
		50	9,630	9,085	8,558
		60	12,739	12,018	11,320
24.0	58.9	40	6,159	5,810	5,473
		50	9,907	9,346	8,804
		60	13,104	12,363	11,645

◆ WF4A021C2TA

Water Flow Rate (LPM)	Pressure Drop (kPa)	Inlet Water Temp. (℃)	Heating Capacity (W)		
			Inlet Air Temp.(℃ DB)		
			18℃	20℃	22℃
15.0	24.9	40	4,608	4,348	4,095
		50	7,413	6,993	6,587
		60	9,805	9,250	8,714
18.0	32.5	40	5,810	5,481	5,163
		50	9,346	8,817	8,305
		60	12,362	11,663	10,986
21.0	45.9	40	6,228	5,875	5,534
		50	10,017	9,450	8,902
		60	13,250	12,500	11,775
24.0	59.1	40	6,508	6,139	5,783
		50	10,468	9,875	9,302
		60	13,846	13,063	12,305
27.0	73.5	40	6,695	6,316	5,949
		50	10,768	10,159	9,570
		60	14,244	13,438	12,658

Note

1. TC : Total capacity(W)
2. Performances are based on the following conditions :
   1) Heating
      - Inlet/Outlet Water Temp. 60°C, Indoor Air Temp. 20°CDB / 15°CWB

6. Capacity Tables

◆ WF4A025C2TA

Water Flow Rate (LPM)	Pressure Drop (kPa)	Inlet Water Temp. (℃)	Heating Capacity (W)		
			Inlet Air Temp.(℃ DB)		
			18℃	20℃	22℃
22.0	34.2	40	5,530	5,217	4,914
		50	8,895	8,392	7,905
		60	11,766	11,100	10,456
25.0	44.4	40	6,972	6,578	6,196
		50	11,215	10,580	9,967
		60	14,835	13,995	13,183
28.0	56.3	40	7,473	7,050	6,641
		50	12,020	11,340	10,682
		60	15,900	15,000	14,130
31.0	69.8	40	7,809	7,367	6,940
		50	12,561	11,850	11,163
		60	16,616	15,675	14,766
34.0	85.1	40	8,033	7,579	7,139
		50	12,922	12,191	11,483
		60	17,093	16,125	15,190

◆ WF4A031C2TA

Water Flow Rate (LPM)	Pressure Drop (kPa)	Inlet Water Temp. (℃)	Heating Capacity (W)		
			Inlet Air Temp.(℃ DB)		
			18℃	20℃	22℃
27.0	52.1	40	6,636	6,260	5,897
		50	10,674	10,070	9,486
		60	14,119	13,320	12,547
30.0	65.1	40	8,367	7,893	7,435
		50	13,458	12,696	11,960
		60	17,802	16,794	15,820
33.0	80.4	40	8,968	8,460	7,969
		50	14,424	13,608	12,819
		60	19,080	18,000	16,956
36.0	96.4	40	9,371	8,841	8,328
		50	15,074	14,220	13,396
		60	19,939	18,810	17,719
39.0	114.9	40	9,640	9,095	8,567
		50	15,506	14,629	13,780
		60	20,511	19,350	18,228

◆ WF4A041C2TA

Water Flow Rate (LPM)	Pressure Drop (kPa)	Inlet Water Temp. (℃)	Heating Capacity (W)		
			Inlet Air Temp.(℃ DB)		
			18℃	20℃	22℃
32.0	56.0	40	8,479	7,999	7,535
		50	13,639	12,867	12,121
		60	18,041	17,020	16,033
35.0	65.0	40	10,691	10,086	9,501
		50	17,196	16,223	15,282
		60	22,747	21,459	20,214
37.8	68.2	40	11,459	10,810	10,183
		50	18,431	17,388	16,379
		60	24,380	23,000	21,666
41.0	85.0	40	11,974	11,296	10,641
		50	19,261	18,170	17,117
		60	25,477	24,035	22,641
44.0	97.0	40	12,318	11,621	10,947
		50	19,814	18,692	17,608
		60	26,209	24,725	23,291

Note

1. TC : Total capacity(W)
2. Performances are based on the following conditions :
   1) Heating
      - Inlet/Outlet Water Temp. 60°C, Indoor Air Temp. 20°CDB / 15°CWB

7. Air Velocity and Temperature Distribution(Reference Data)

◆ WF4A006C2TA

Cooling

Discharge angle: 52°

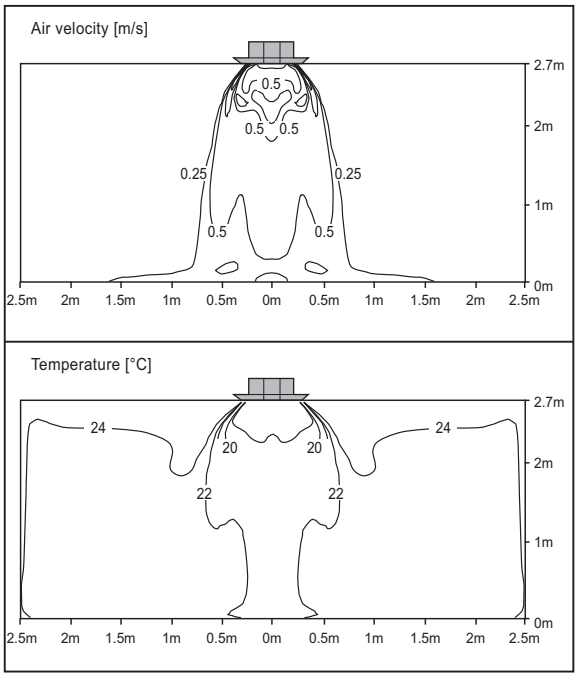

Heating

Discharge angle: 58°

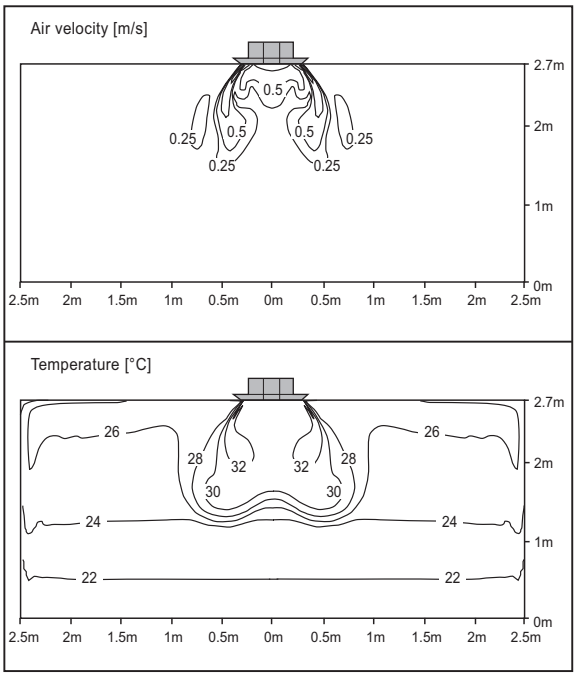

◆ WF4A007C2TA

Cooling

Discharge angle: 52°

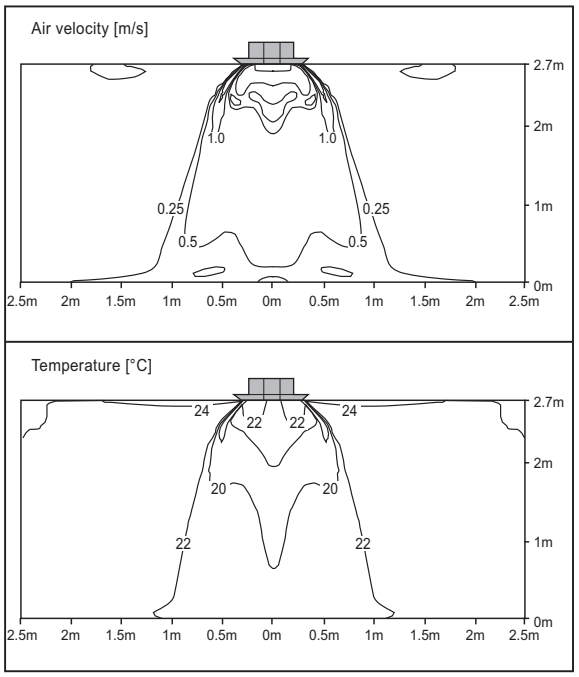

Heating

Discharge angle: 58°

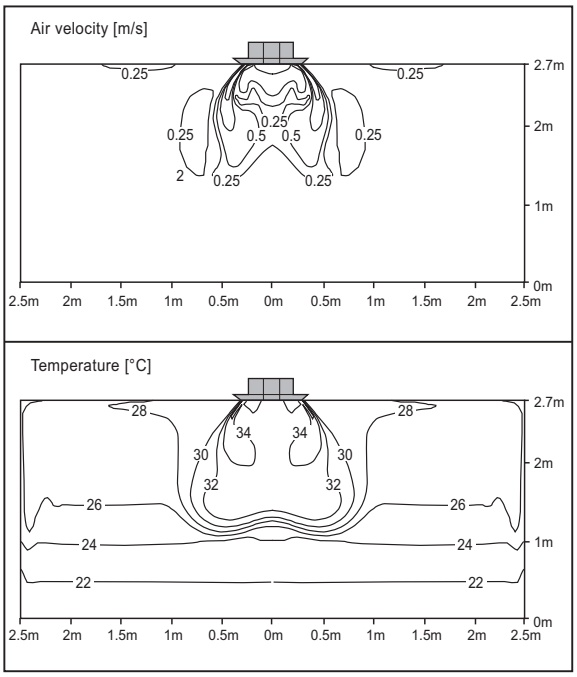

Note

- These figures are accordance with normal certain condition and environment.
  (Airflow step is 'High', Air discharge angle is fixed as indicated angle.)
- Indoor airflow distribution under actual installation or operating conditions depends on ambient temperature, ceiling height, product installation direction / location, indoor / Heating load, and other obstacles, etc.

7. Air Velocity and Temperature Distribution(Reference Data)

◆ WF4A009C2TA

Cooling

Discharge angle: 52°

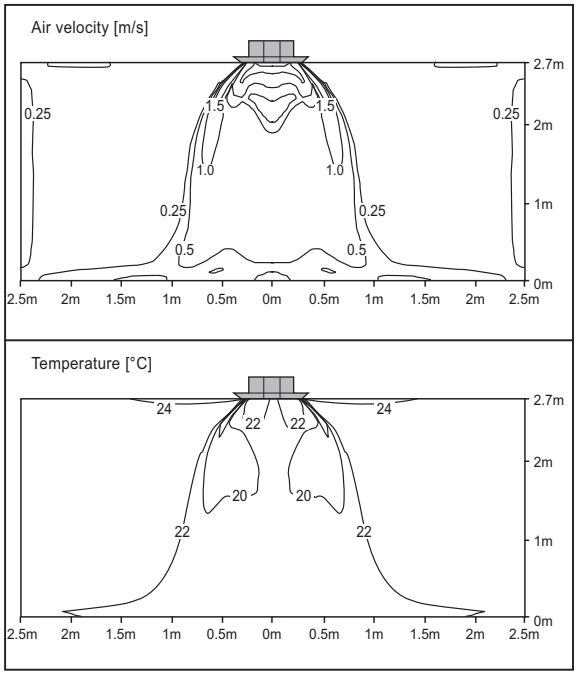

Heating

Discharge angle: 58°

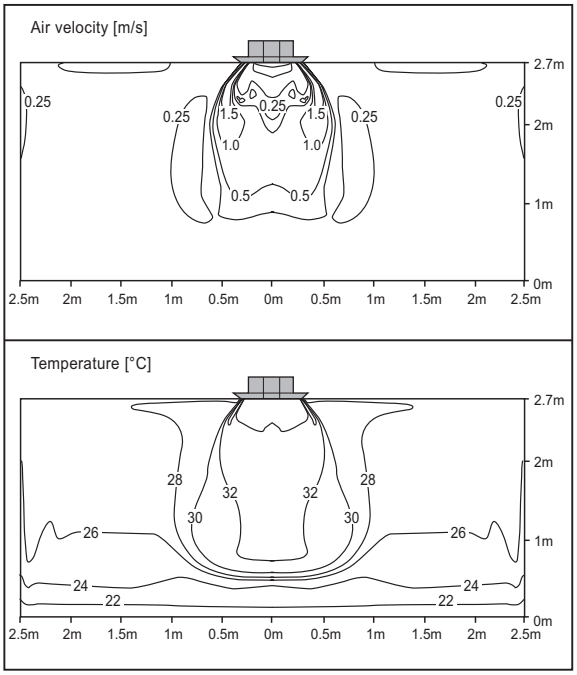

◆ WF4A012C2TA

Cooling

Discharge angle: 52°

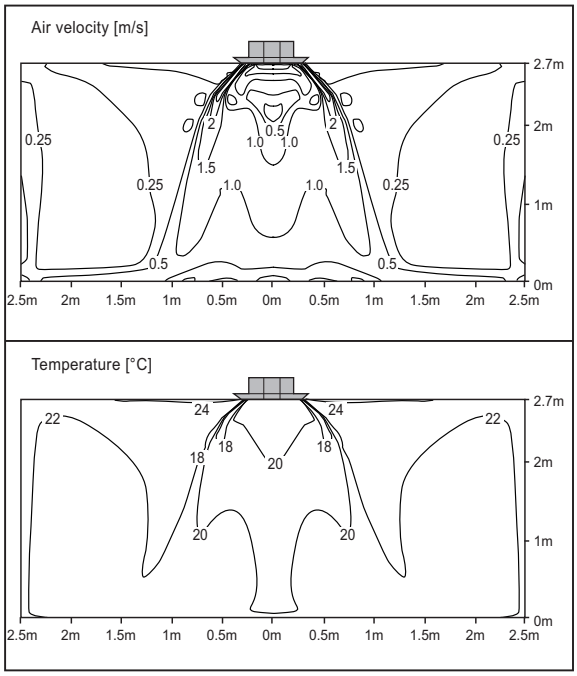

Heating

Discharge angle: 58°

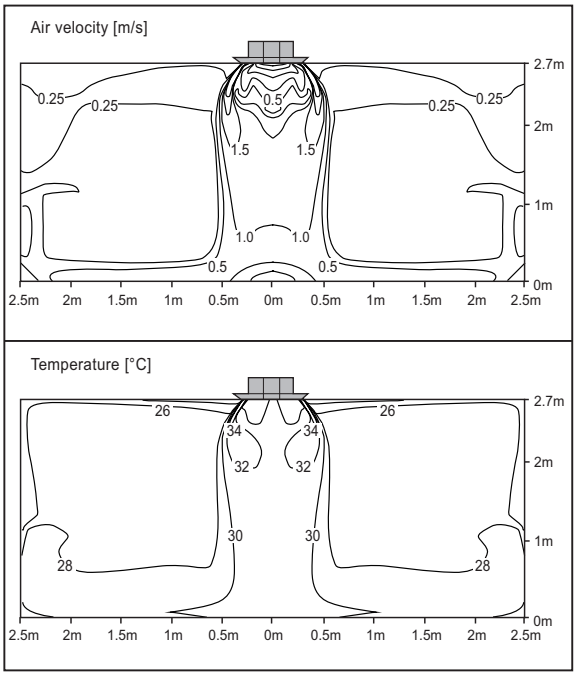

Note

- These figures are accordance with normal certain condition and environment.
  (Airflow step is 'High', Air discharge angle is fixed as indicated angle.)
- Indoor airflow distribution under actual installation or operating conditions depends on ambient temperature, ceiling height, product installation direction / location, indoor / Heating load, and other obstacles, etc.

7. Air Velocity and Temperature Distribution(Reference Data)

◆ WF4A019C2TA

Cooling

Discharge angle: 52°

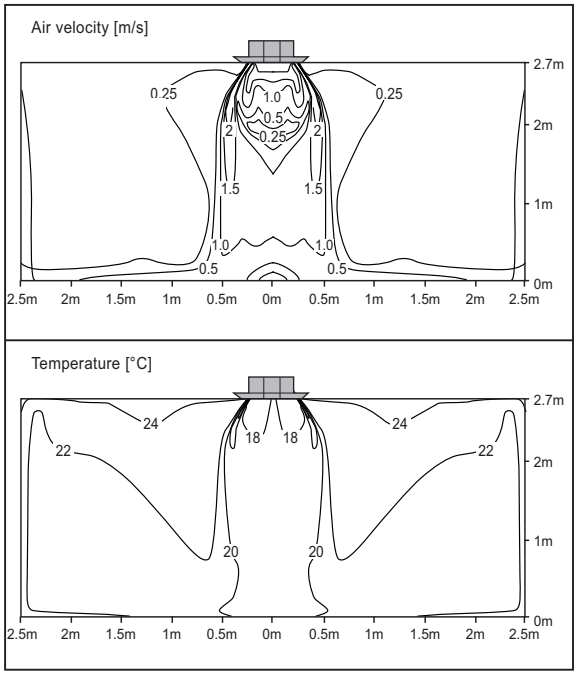

Heating

Discharge angle: 58°

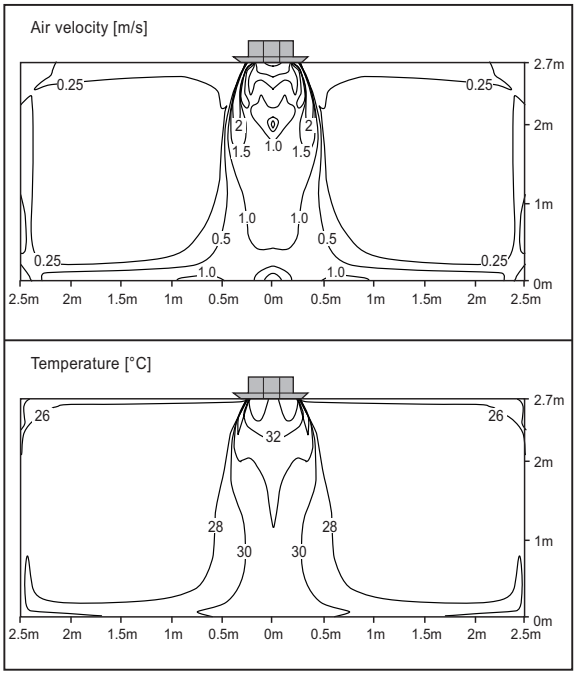

◆ WF4A021C2TA

Cooling

Discharge angle: 52°

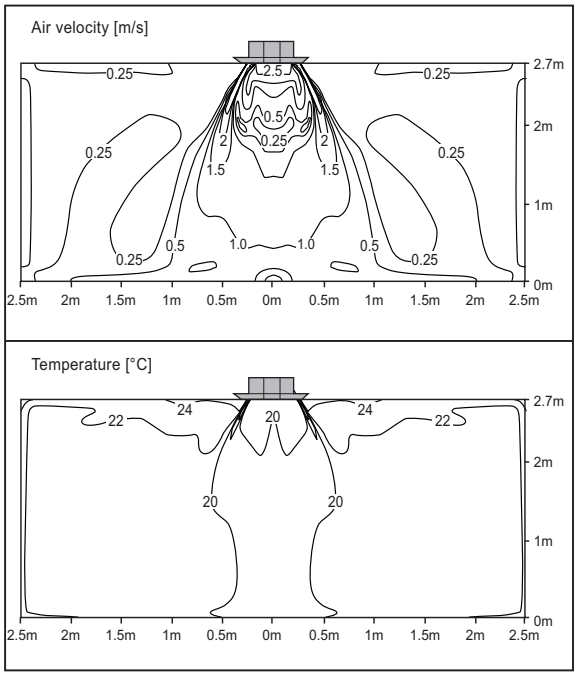

Heating

Discharge angle: 58°

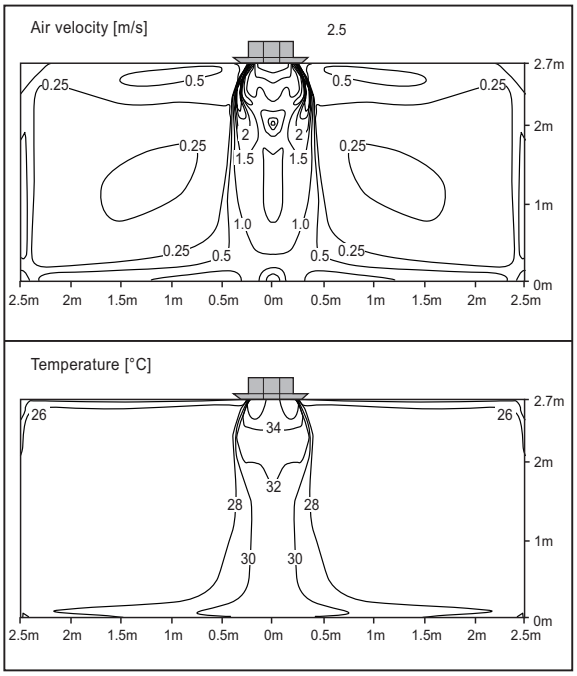

Note

- These figures are accordance with normal certain condition and environment.
  (Airflow step is 'High', Air discharge angle is fixed as indicated angle.)
- Indoor airflow distribution under actual installation or operating conditions depends on ambient temperature, ceiling height, product installation direction / location, indoor / Heating load, and other obstacles, etc.

7. Air Velocity and Temperature Distribution(Reference Data)

◆ WF4A025C2TA

Cooling

Discharge angle: 52°

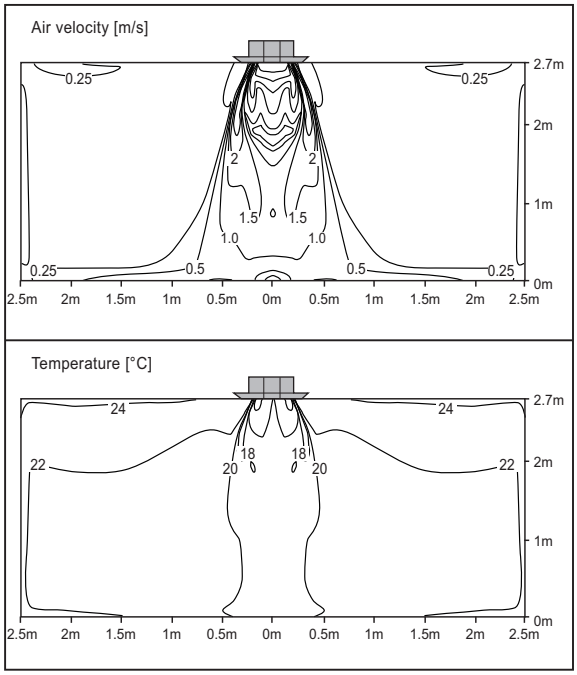

Heating

Discharge angle: 58°

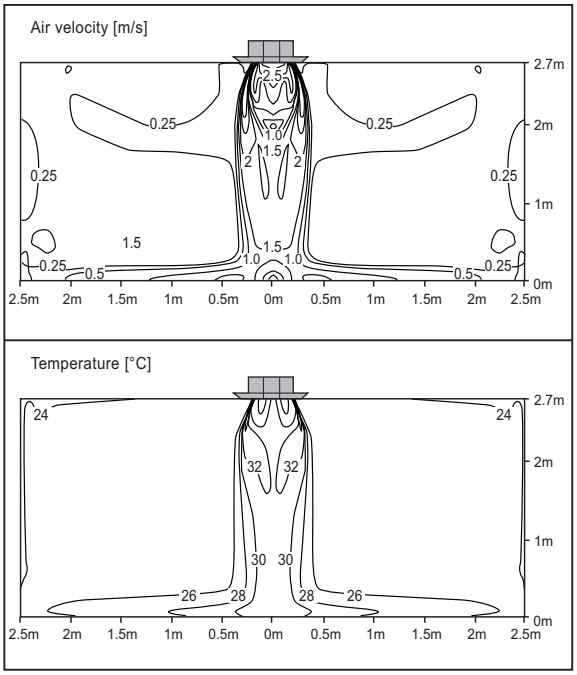

◆ WF4A031C2TA

Cooling

Discharge angle: 52°

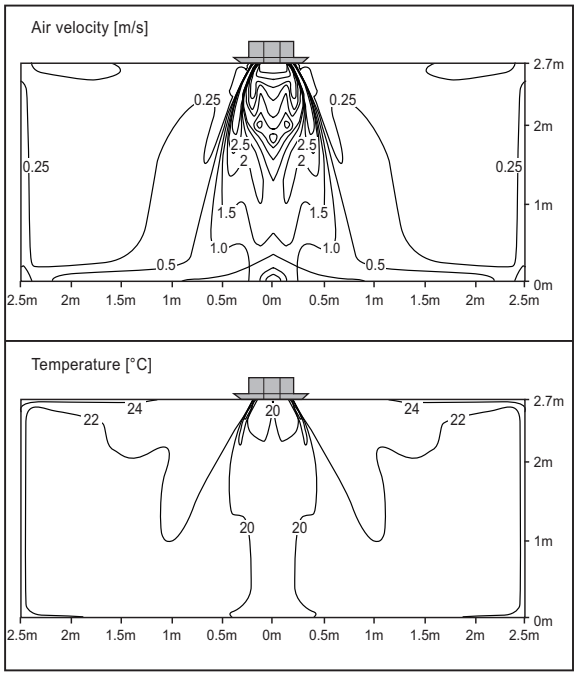

Heating

Discharge angle: 58°

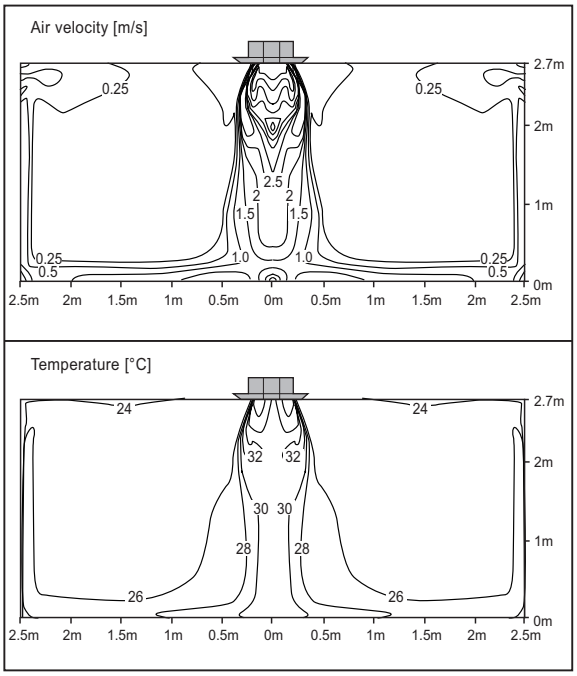

Note

- These figures are accordance with normal certain condition and environment.
  (Airflow step is 'High', Air discharge angle is fixed as indicated angle.)
- Indoor airflow distribution under actual installation or operating conditions depends on ambient temperature, ceiling height, product installation direction / location, indoor / Heating load, and other obstacles, etc.

7. Air Velocity and Temperature Distribution(Reference Data)

◆ WF4A041C2TA

Cooling

Discharge angle: 52°

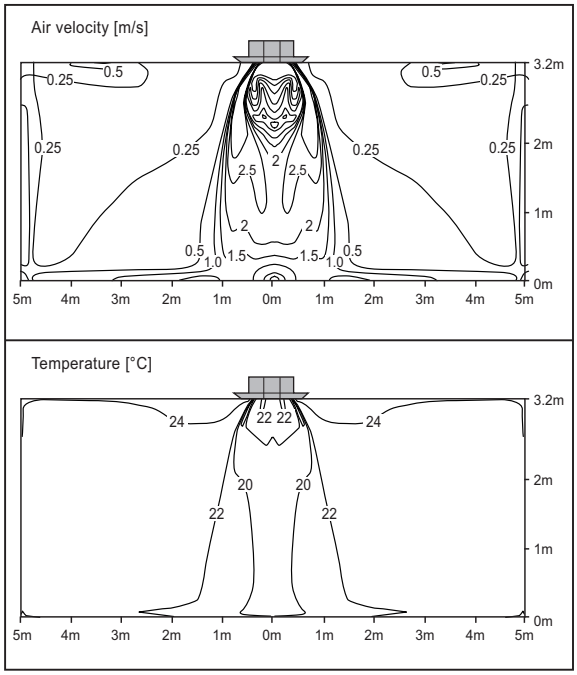

Heating

Discharge angle: 58°

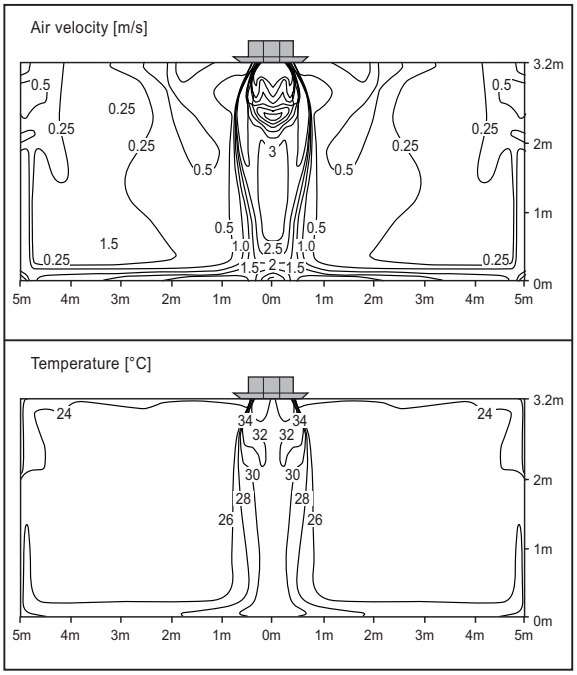

Note

- These figures are accordance with normal certain condition and environment.
  (Airflow step is 'High', Air discharge angle is fixed as indicated angle.)
- Indoor airflow distribution under actual installation or operating conditions depends on ambient temperature, ceiling height, product installation direction / location, indoor / Heating load, and other obstacles, etc.

8. Electric Characteristics

Unit					Power Supply	IFM		PI	
Model	Type	Hz	Volts	Voltage Range	MCA	kW	FLA	cooling	Heating
WF4A006C2TA	TR	60	220	Max : 242 Min : 198	0.46	0.030	0.37	12	12
WF4A007C2TA	TR				0.48	0.030	0.38	15	15
WF4A009C2TA	TR				0.50	0.030	0.40	20	20
WF4A012C2TA	TQ				0.53	0.043	0.42	43	43
WF4A019C2TA	TP				0.86	0.040	0.69	73	73
WF4A021C2TA	TP				1.10	0.040	0.88	93	93
WF4A025C2TA	TN				1.11	0.156	0.89	103	103
WF4A031C2TA	TN				1.74	0.156	1.39	167	167
WF4A041C2TA	TM				2.35	0.136	1.88	246	246

Symbols

MCA : Minimum Circuit Amperes (A)

kW : Fan Motor Rated Output (kW)

FLA : Full Load Amperes (A)

IFM : Indoor Fan Motor

PI : Maximum Power Input (W)

Note

1. Voltage range
   Units are suitable for use on electrical systems where voltage supplied to unit terminals is not below or above the listed range limits.
2. Maximum allowable voltage unbalance between phases is 2%.
3. MCA/MFA
   MCA=1.25 x FLA
   MFA = 1.1 x MCA, MFA≤ 4 x FLA
   (If MFA is smaller than minimum standard value, Use minimum standard value in region for selecting circuit breaker.)
4. Select wire size based on the MCA
5. Instead of fuse, use Circuit Breaker.

9. Sound Levels

9.1 Sound Pressure Levels

■ Overall

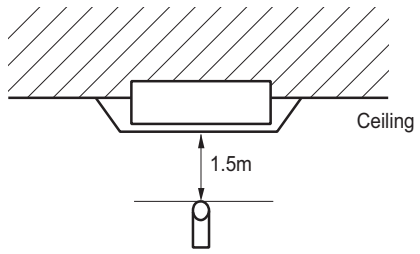

* Measuring place : Anechoic chamber

Note

1. Sound measured at some distance away from the center of the unit.
2. Data is valid at free field condition.
3. Reference accoustic pressure 0dB = 20μPa.
4. Data is valid at nominal operation condition.
   Refer to the Model Specifications for nominal conditions(Power source and Ambient temperature, etc)
5. Sound levels can be increased in accordance with installation and operating conditions. (Static pressure mode, used air guide, Room target temperature setting, etc)
6. Sound level will vary depending on a range of factors such as the construction(acoustic absorption coefficient) of particular room in which the equipment in installed.
7. Sound pressure level is measured on the rated condition in the anechoic rooms by ISO 3745 standard.
   Therefore, these values can be increased owing to ambient conditions during operation.

Model	Sound Pressure Levels [dB(A)]		
	H	M	L
WF4A006C2TA	35	34	33
WF4A007C2TA	38	37	35
WF4A009C2TA	43	40	38
WF4A012C2TA	46	40	39
WF4A019C2TA	45	42	39
WF4A021C2TA	47	46	43
WF4A025C2TA	47	42	39
WF4A031C2TA	51	50	47
WF4A041C2TA	55	51	47

WF4A006C2TA

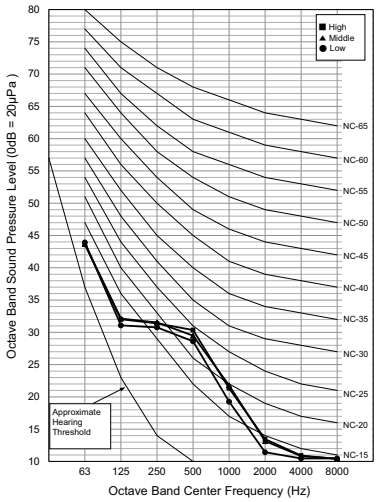

WF4A007C2TA

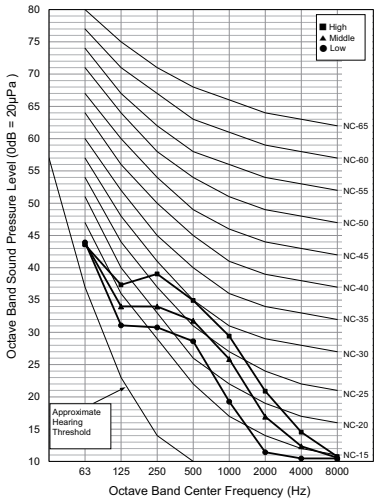

WF4A009C2TA

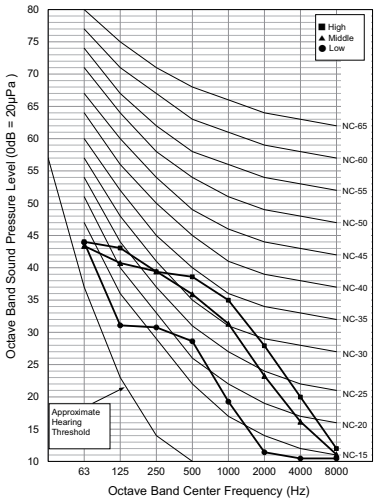

9. Sound Levels

WF4A012C2TA

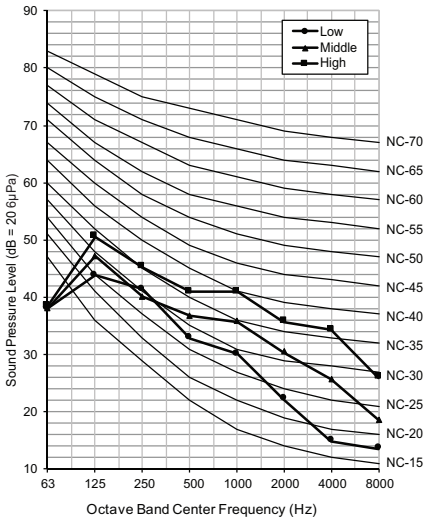

WF4A019C2TA

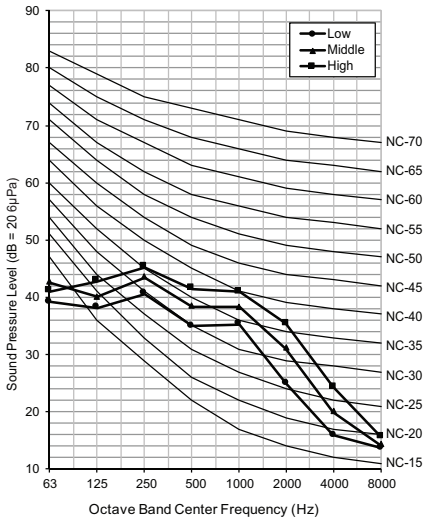

WF4A021C2TA

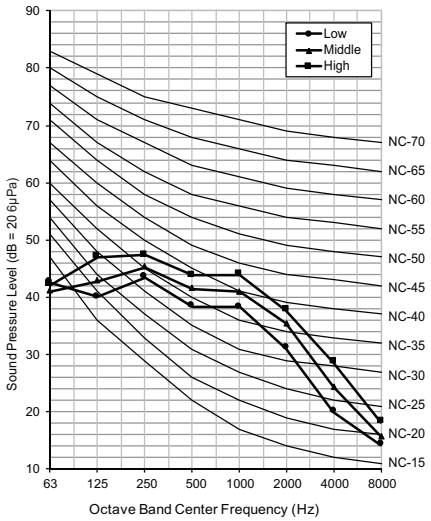

WF4A025C2TA

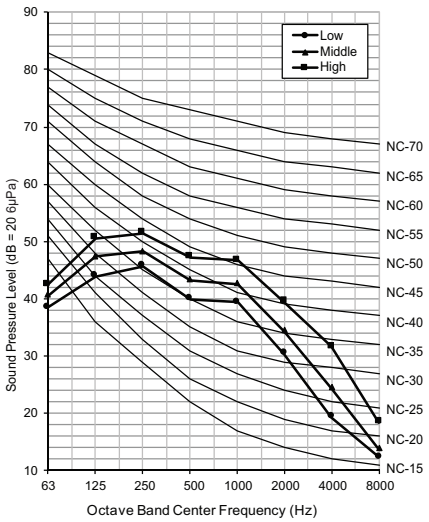

WF4A031C2TA

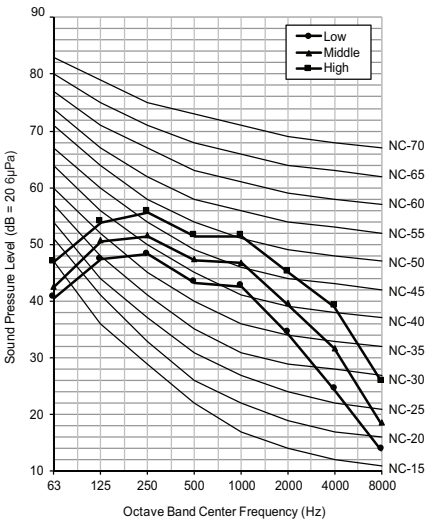

WF4A041C2TA

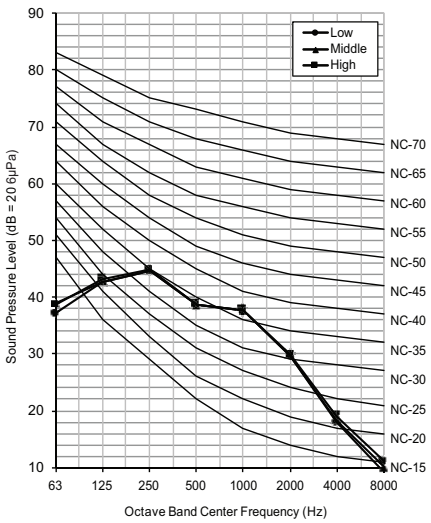

9. Sound Levels

9.2 Sound Power Levels

Note

- Data is valid at diffuse field condition
- Data is valid at nominal operating condition
- Sound level can be increased in static pressure mode or used air guide.
- Sound power level is measured on the rated condition in the reverberation rooms.
- Sound level will vary depending on a range of factors such as the construction (acoustic absorption coefficient) of particular room in which the equipment in installed.
- Reference acoustic intensity 0dB = 10E-6μW/m^2
- Sound power level is measured on the rated condition in the reverberation rooms by ISO 9614 standard. Therefore, these values can be increased owing to ambient conditions during operation.

Model	Sound Power Levels [dB(A)]		
	H	M	L
WF4A006C2TA	40	39	38
WF4A007C2TA	44	42	40
WF4A009C2TA	50	46	44
WF4A012C2TA	56	50	45
WF4A019C2TA	55	53	49
WF4A021C2TA	57	55	52
WF4A025C2TA	59	54	51
WF4A031C2TA	63	61	58
WF4A041C2TA	65	61	57

WF4A006C2TA

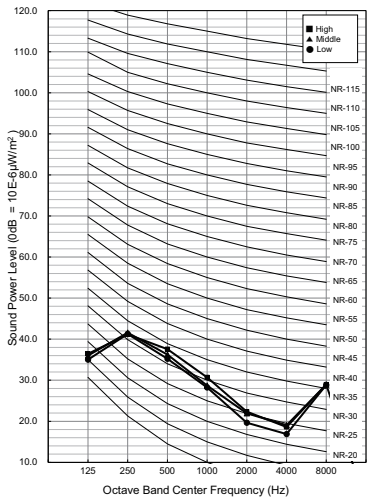

WF4A007C2TA

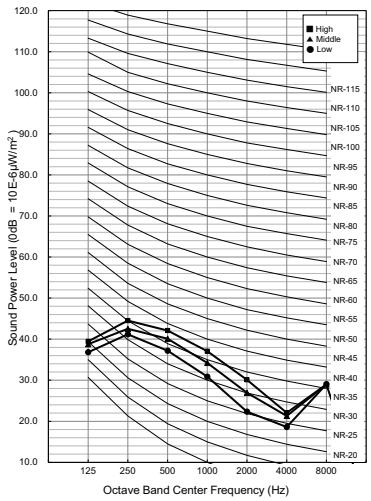

WF4A009C2TA

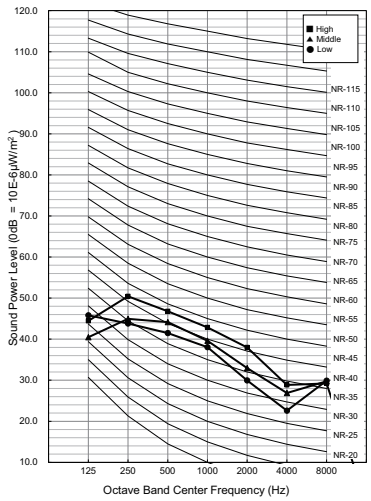

9. Sound Levels

WF4A012C2TA

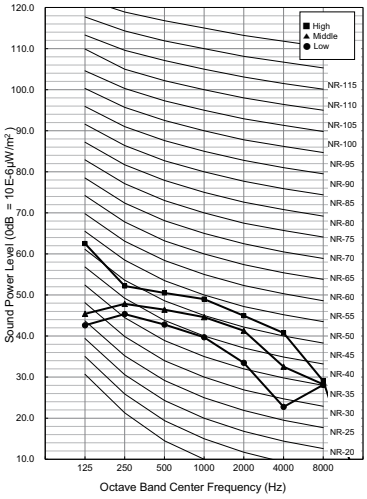

WF4A019C2TA

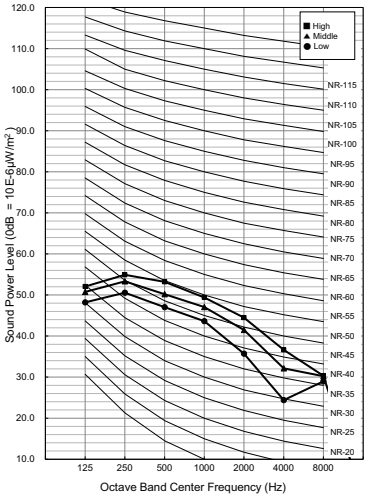

WF4A021C2TA

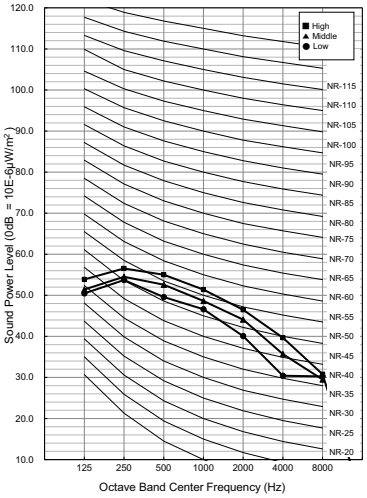

WF4A025C2TA

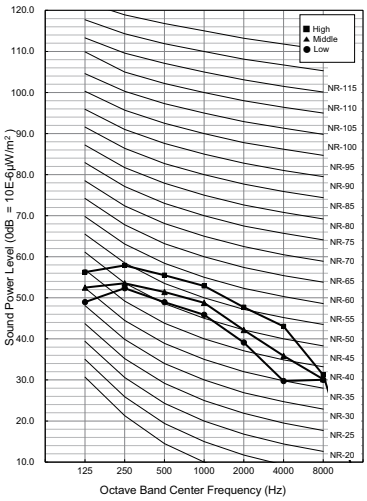

WF4A031C2TA

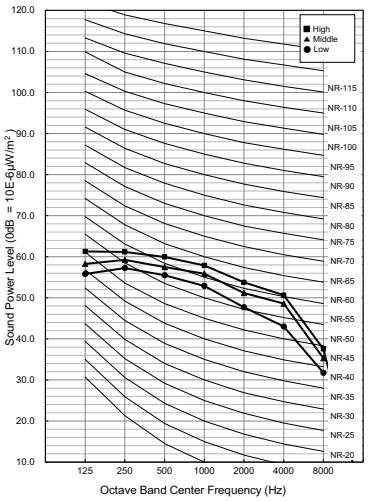

WF4A041C2TA

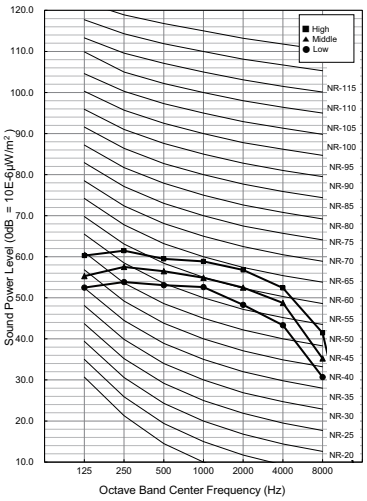

10. Installation

Read completely, then follow step by step.

10.1 Selection of the best location

- The unit must be installed indoor area.
- Do not install the unit near the door.
- There should not be any obstacles to the air circulation or installation. Ensure the spaces from the wall, ceiling, or other obstacles.
- The place where the unit is leveled.
- The place shall allow easy water drainage.
- The place where bear a load exceeding four times of theFCU unit weight.
- The mounting ceiling or wall should be solid enough to protect it from the vibration.
- The place where the unit is not affected by an electrical noise.
- The place where noise prevention is taken into consideration.
- The place where the maintenance space for product is sufficient. (The servicing inspection hole of the ceiling should be larger than the indoor unit.)
- The selection of the servicing inspection hole should be approved by the customer.
- There should not be any heat source or steam near the unit. Avoid the following installation location.

1. Such places as restaurants and kitchen where considerable amount of oil steam and flour is generated.
   These may cause heat exchange efficiency reduction, or water drops, drain pump mal-function.
   In these cases, take the following actions;
   - Make sure that ventilation fan is enough to cover all noxious gases from this place.
   - Ensure enough distance from the cooking room to install the air conditioner in such a place where it may not suck oily steam.

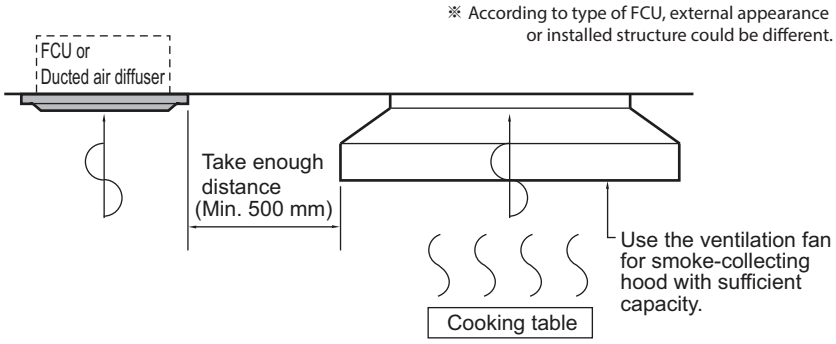

2. Avoid installing FCU in such places where cooking oil or iron powder is generated.
3. Avoid places where inflammable gas is generated.
4. Avoid place where noxious gas is generated.
5. Avoid places near high frequency generators.

⚠ CAUTION

- If the temperature rise above 30℃ or the humidity rise above RH 80%, the dew-protective kit should be equipped or use additional insulation to the FCU body.
  - "Dew Protective kit" is sold separately.
  - Use the glass wool material or polyethylene foam and it make sure to be thick of 10mm at least.

10. Installation

◆ **TR / TQ / TP / TN / TM Chassis**

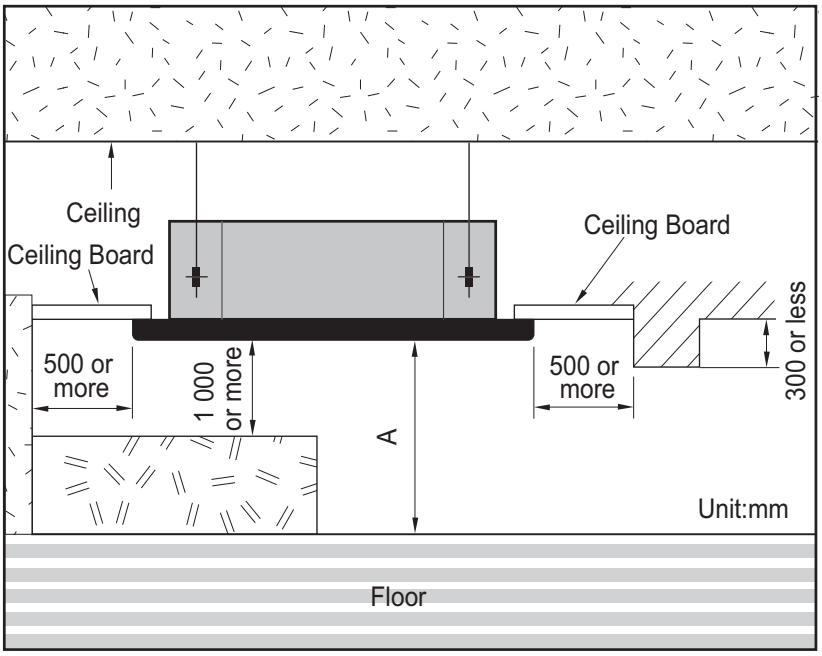

Model		A
4 Way	1.6~10.0 kW	2,000 < A ≤3,600
	10.0~14.5 kW	2,500 < A ≤4,200

10. Installation

10.2 Ceiling opening dimensions and hanging bolt location

CAUTION

- During the installation, care should be taken not to damage electric wires.
- In case of using a drain pump, install the unit horizontally using a level gauge.

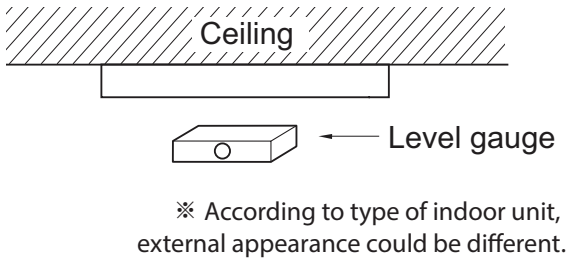

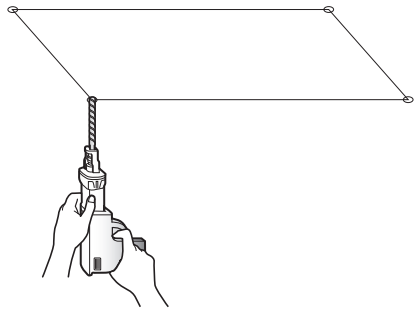

1. The dimensions of the paper model for installation are the same as those of the ceiling opening dimensions.
2. Select and mark the position for fixing bolts and piping hole.
3. Decide the position for fixing bolts slightly tilted to the drain direction after considering the direction of drain hose.
4. Drill the hole for anchor bolt on the wall or ceiling.
   - Insert the set anchor and washer onto the suspension bolts for locking the suspension bolts on the ceiling.
   - Mount the suspension bolts to the set anchor firmly.
   - Secure the installation plates onto the suspension bolts (adjust level roughly) using nuts, washers and spring washers.
5. In case of ducted type unit, apply a joint-canvas between the unit and duct to absorb unnecessary vibration.

10. Installation

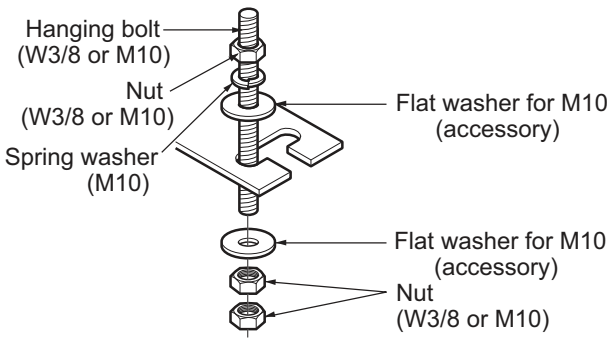

- The following parts are local purchasing.
  1.Hanging bolt - W 3/8 or M10
  2.Nut - W 3/8 or M10
  3.Spring washer - M10
  4.Plate washer - M10

CAUTION

- Tighten the nut and bolt to prevent the unit from falling.
- When mechanical connectors are reused indoors, sealing parts shall be renewed.
- When flared joints are reused indoors, the flare part shall be re-fabricated.

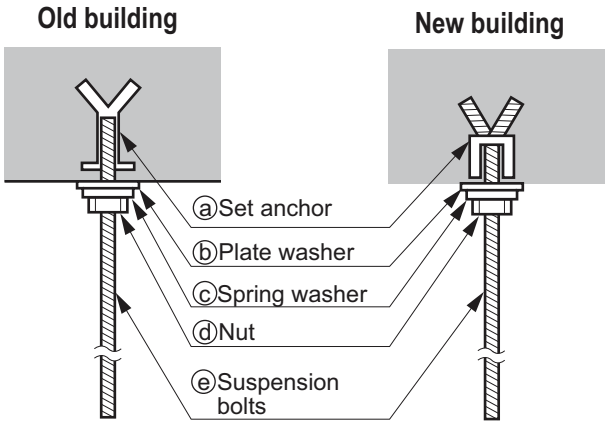

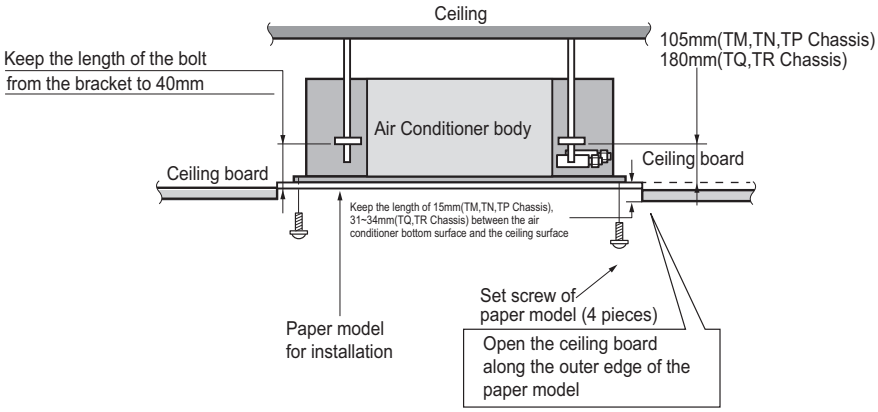

TQ/TR Chassis	TM/TN/TP Chassis
Panel Dimensions [Unit : mm]	
620 x 620	**950 x 950**
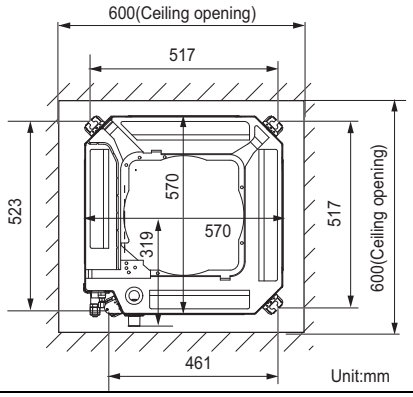	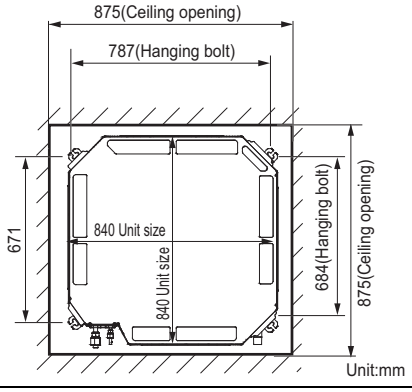

10.3 Connecting Cables between Indoor Unit and Outdoor Unit

10.3.1 General instructions

- All field supplied parts and materials, electric works must conform to local codes. Use copper wire only.
- Follow the ***"WIRING DIAGRAM"*** attached to the unit body to wire the outdoor unit, indoor units and the remote controller.
- All wiring must be performed by an authorized electrician.
- A circuit breaker capable of shutting down the power supply to the entire system must be installed.

CAUTION

After the confirmation of the above conditions, prepare the wiring as follows:

- Never fail to have separate power specially for the air conditioner.
- Provide a circuit breaker switch between power source and the unit.
- Confirm the Specification of power source.
- Confirm that electrical capacity is sufficient.
- Be sure that the starting voltage is maintained at more than 90 percent of the rated voltage marked on the name plate.
- Confirm that the cable thickness is as specified in the power sources specification.
  (Particularly note the relation between cable length and thickness.)
- Do not install the leakage breaker in a place which is wet or moist.
  Water or moist may cause short circuit.
- The following troubles would be caused by voltage drop-down.
  - » Vibration of a magnetic switch, damage on the contact point there of, fuse breaking, disturbance to the normal function of a overload protection device.
  - » Proper starting power is not given to the compressor.

10.3.2 Wiring connection

- Connect the wires to the terminals on the control board individually according to the outdoor unit connection.
- Ensure that the color of the wires of outdoor unit and the terminal No. are the same as those of indoor unit respectively.
- In case of the system with multiple indoor units, mark each indoor unit as unit A, unit B, etc and be sure the terminal board wiring to the outdoor unit and indoor units are properly matched. If wiring and piping between the outdoor unit and an indoor unit are mismatched, the system may cause a malfunction.

10.3.3 Clamping of cables

1. Arrange 2 power cables on the control panel.
2. First, fasten the steel clamp with a screw to the inner boss of control panel.
3. For connecting of communication (transmission) cable, put the cable(or thinner cable) on the clamp and tighten it with a plastic clamp to the other boss of the control panel. In case that communication (transmission) cable is not needed to connect, fix the other side of the clamp with a screw strongly.

10. Installation

WARNING

- Make sure that the screws of the terminal are fixed tightly.
- The screw which fasten the wiring in the casing of electrical fittings are liable to come loose from vibrations to which the unit is subjected during the course of transportation. Check them and make sure that they are all tightly fastened. (If they are loose, it could give rise to burn-out of the wires.)
- Make sure to attach the sealing material or (field supplied) to hole of wiring to prevent the infiltration of foreign particle from outside. Otherwise a short-circuit may occur inside the electric parts box.
- When clamping the wires, be sure no pressure is applied to the wire connections by using the included clamping material to make appropriate clamps. Also, when wiring, make sure the cover on the electric parts box fits snugly by arranging the wires neatly and attaching the electric parts box cover firmly. When attaching the electric parts box cover, make sure no wires get caught in the edges. Pass wiring through the wiring through holes to prevent damage to them.
- Make sure the remote controller wiring, the wiring between the units, and other electrical wiring do not pass through the same locations outside of the unit, separating them properly, otherwise electrical noise (external static) could cause product malfunction.

10.3.4 Wired Remote Controller Installation (Optional)

Since the room temperature sensor is in the remote controller, the remote controller box should be installed in a place away from direct sunlight, high humidity and direct supply of cold air to maintain proper space temperature.

Install the remote controller about 5ft(1.5m) above the floor in an area with good air circulation at an average temperature.

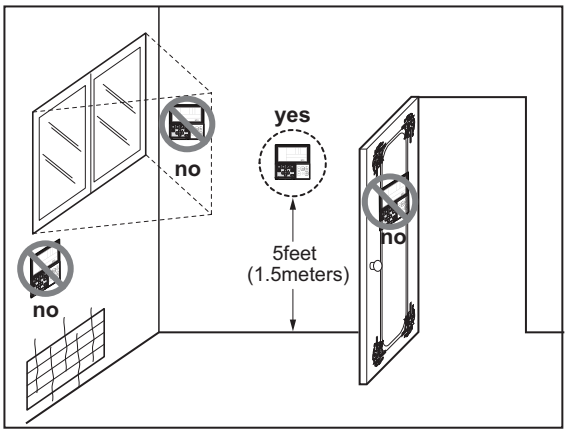

- **Do not install the remote controller where it can be affected by :**
  - Drafts, or dead spots behind doors and in corners.
  - Hot or cold air from ducts.
  - Radiant heat from sun or appliances.
  - Concealed pipes and chimneys.
  - Uncontrolled areas such as an outside wall behind the remote controller.
  - This remote controller is equipped with a seven segment LED. display. For proper display of the remote controller LED's, the remote controller should be installed properly. (The standard height is 1.2~1.5 m from floor level.)

10.4 Installation of Decoration Panel

- **The decoration panel has its installation direction.**
- **Before installing the decoration panel, always remove the paper template.**

CAUTION

- **Install certainly the decoration panel. Cool air leakage causes sweating or falling of water-drops.**

Good case

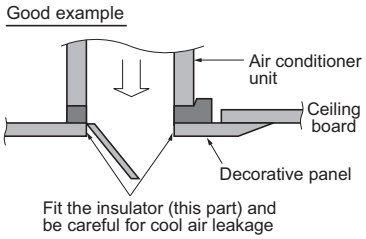

Bad case

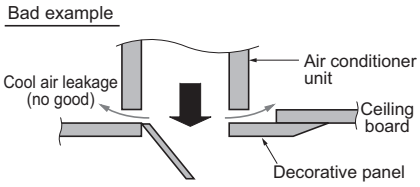

10.5 Indoor Unit Drain Piping

10.5.1 Drain piping of indoor unit with drain pump

- Drain piping must have down-slope (1/50 to 1/100). Be sure not to provide up-and-down slope to prevent reversal flow.
- During drain piping connection, be careful not to exert force on the drain port on the indoor unit.
- The outside diameter of the drain connection on the indoor unit is 32 mm (1-1/4 inch).
  - Piping material: Use the Polyvinyl chloride pipe, 25 mm (1 inch) pipe fittings.

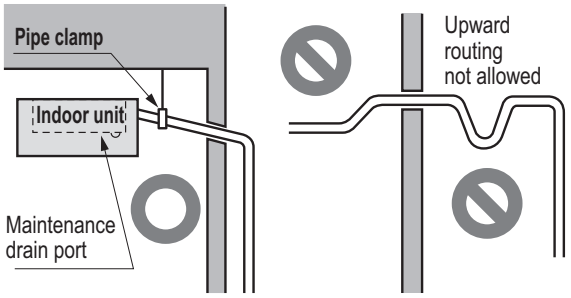

※ According to type of indoor unit, external appearance could be different.

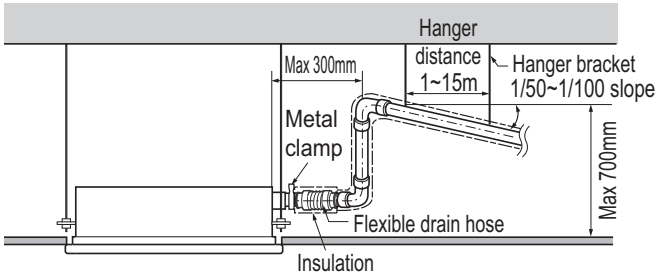

※ According to type of indoor unit, external appearance could be different.

- Possible drain head height is upto 700 mm (27-6/19 inch). So the drain head should be installed below 700 mm (27-6/19 inch).
- Be sure to install heat insulation on the drain piping.
  - Heat insulation material: Polyethylene foam with thickness more than 8 mm (5/16 inch).

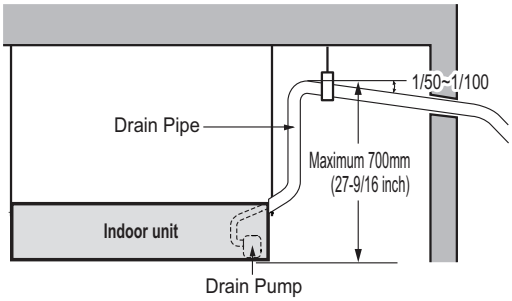

※ According to type of indoor unit, external appearance could be different.

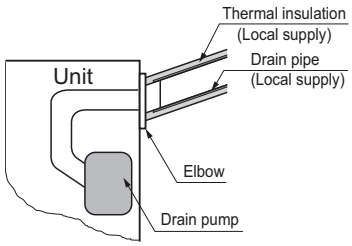

10.5.2 Method of Drainage test

◆ Drainage test of indoor unit with drain pump

Use the following procedure to test the drain pump operation.

1. Connect the main drain pipe to the exterior and leave it provisionally until the test comes to an end.
2. Feed water to the flexible drain hose and check the piping for leakage.
3. Be sure to check the drain pump for normal operating and noise when electrical wiring is complete.
4. When the test is complete, connect the flexible drain hose to the drain port on the indoor unit.

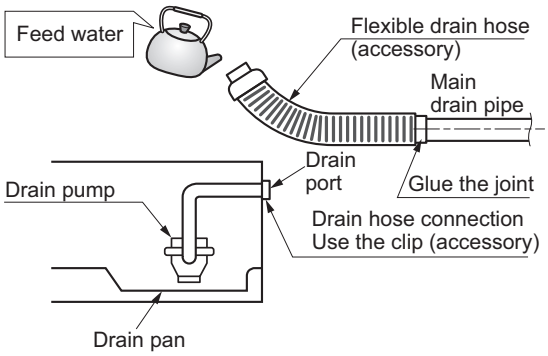

※ According to type of indoor unit, external appearance could be different.

FCU

Fan Coil Unit

Ceiling Concealed Duct (Low Static)

1. List of functions
2. Specifications
3. Dimensions
4. Piping Diagrams
5. Wiring Diagrams
6. Capacity Tables
7. External Static Pressure
8. Electric Characteristics
9. Sound Levels
10. Installation

1. List of Functions

◆ List of Functions

Category		WFCA005R2TA, WFCA006R2TA, WFCA007R2TA WFCA007R2TA, WFCA008R2TA, WFCA009R2TA WFCA013R2TA, WFCA018R2TA
Air flow	Air supply outlet	1
	Airflow direction control(left & right)	-
	Airflow direction control(up & down)	-
	Auto swing(left & right)	-
	Auto swing(up & down)	-
	Airflow steps(fan/cool/heat)	3 / 3 / 3
	Chaos swing	-
	Chaos wind(auto wind)	-
	Jet cool(Power wind)	-
	Swirl wind	-
Air purifying	Deodorizing filter	X
	Plasma air purifier	X
	Prefilter(washable / anti-fungus)	O
Installation	Drain pump	O
	E.S.P. control*	O
	Electric heater(operation)	X
	High ceiling operation*	-
Reliability	Hot start	O
	Self diagnosis	O
	Soft dry operation	X
Convenience	Auto changeover	X
	Auto cleaning	X
	Auto operation(artificial intelligence)	X
	Auto restart operation	O
	Child lock*	O
	Forced operation	X
	Group control*	O
	Sleep mode	O
	Timer(on/off)	O
	Timer(weekly)*	O
	Two thermistor control*	O
	External On/Off	O
	Advanced Fan Speed Auto	O
Others	Cold and Hot Water Control	O
	Freeze Protection Control	O

Note

1. O : Applied, X : Not Applied
   Accessory : Ordered and purchased separately the accessory package referring to the model name provided and install at field.
   Accessory line-ups varies by region, so check your local catalogue or local sales material.
2. Some functions can be limited by remote controller.
3. In case of ducted type indoor units using the wireless remote controller, it needs to connect to the wired remote controller for received the signal of that.
4. * : These functions need to connect the wired remote controller.

1. List of Functions

◆ Accessory Compatibility List

Category		Product	Remark	WFCA005R2TA WFCA006R2TA WFCA007R2TA WFCA008R2TA WFCA009R2TA WFCA013R2TA WFCA018R2TA
Wireless Remote Controller		PQWRH(C)Q0FDB	-	O
Wired Remote Controller	Simple	PQRCVCL0Q(W)	Simple	O
		PQRCHCA0Q(W)	for Hotel	O
	Standard	PREMTB001	Standard (White)	O
		PREMTBB01	Standard (Black)	O
		PREMTB100**	New Standard (White)	O
		PREMTBB10**	New Standard (Black)	O
	Premium	PREMTA000(A/B)	Premium	O
Dry contact	Simple Contact	PDRYCB000	Simple Dry Contact	O
	Communication type	PDRYCB400	Points Dry Contact (For Setback)	O
		PDRYCB300	Dry Contact For 3rd Party Thermostat	O
		PDRYCB500	Dry Contact For Modbus	O
Gateway	IDU PI485	PHNFP14A0	Connected with the Indoor Units	-
		PSNFP14A0	Connected with the Indoor Units	-
ETC	Remote temperature sensor	PQRSTA0	-	O
	Zone controller	ABZCA	-	-
	CO2 Sensor	PES-C0RV0	-	-
	Group control wire	PZCWRCG3	0.25m	O
	2-Remo Control Wire	PZCWRC2	0.25m	O
	Extension Wire	PZCWRC1	10m	O
	Wi-Fi Controller*	PWFMDD200	-	O
	Independent Power Module	PRIP0	-	X
	Human Detecting Controller	PHD-TM0	-	-

Note

1. O: Possible, X: Impossible, - : Not applicable, Embedded : Included with product.
2. * : Some advanced functions controlled by individual controller cannot be operated.
3. ** : It could not be operated some functions.
4. If you need more detail, please refer to the ***BECON*** PDB or the manual of product. (http://partner.lge.com/global : Home> Doc.Library> Product > Control(BECON))

2. Specifications

Type			Ceiling Concealed Duct - Low Static	
Model Name		Unit	WFCA005R2TA	WFCA006R2TA
Power Supply		V, Φ, Hz	220, 1, 60	220, 1, 60
Capacity	Cooling	kW(Btu/h)	1.3(4,436)	1.8(6,142)
	Heating	kW(Btu/h)	3.0(10,236)	4.1(13,990)
Water Flow Rate	Cooling	LPM	4.0	5.6
Head Loss	Cooling	kPa	1.2	3.3
Power Input	Nominal	W	8	17
Running Current	Nominal	A	0.29	0.31
Fan	Type	-	Sirocco Fan	Sirocco Fan
	Air Flow Rate(H/M/L)	m³/min	5.5/5.0/4.5	8.0/7.0/6.0
	External Static Pressure (Standard mode)	mmAq	0	0
	External Static Pressure (High mode)	mmAq	0	0
Fan Motor	Type	-	BLDC	BLDC
	Drive	-	CW	CW
	Output	W x No.	19x1	19x1
	FLA(Full Load Ampere)	A	0.29	0.31
Dimensions	Net(W x H x D)	mm	700 x 190 x 700	700 x 190 x 700
	Shipping(W x H x D)	mm	842 x 235 x 766	842 x 235 x 766
Weight	Net	kg	17.5	17.5
	Shipping	kg	21.9	21.9
Air Filter	Type	-	Pre Filter	Pre Filter
Temperature Control		-	Microprocessor, Thermostat for cooling and heating	
Sound Absorbing / Thermal Insulation Material		-	Foamed polystrene	Foamed polystrene
Protection Divice		-	Fuse	Fuse
Water Connecting Pipes	Inlet	-	BSPF G 3/4"(male)	BSPF G 3/4"(male)
	Outlet	-	BSPF G 3/4"(male)	BSPF G 3/4"(male)
	Drain(O.D. / I.D.)	mm(inch)	Ø 32.0(1-1/4) / 25.0(31/32)	Ø 32.0(1-1/4) / 25.0(31/32)
Sound Pressure Level	Cooling(H/M/L)	dB(A)	31/30/29	33/32/31
	Heating(H/M/L)	dB(A)	31/30/29	33/32/31
Sound Power Level	Cooling(H/M/L)	dB(A)	38/36/35	46/43/39
	Heating(H/M/L)	dB(A)	38/36/35	46/43/39
Connecting Wire	Power line(H07RN-F)	mm²×cores	2.5 X 3C	2.5 X 3C
	Communication line(VCTF-SB)	mm²×cores	1.0 ~ 1.5 X 2C	1.0 ~ 1.5 X 2C

Note

1. Due to our policy of innovation some specifications may be changed without notification.
2. Wiring cable size must comply with the applicable local and national codes. And “Electric characteristics” chapter should be considered for electrical work and design. Especially the power cable and circuit breaker should be selected in accordance with that.
3. Sound Level Values are measured at Noise Measuring chamber accordance with standard. Therefore, these values depend on the ambient conditions and values are normally higher in actual operation.
4. Performances are based on the following conditions :
   1) Cooling
      - Inlet/Outlet Water Temp. 7°C / 12°C, Indoor Air Temp. 27°CDB / 19°CWB
   2) Heating
      - Inlet/Outlet Water Temp. 60°C, Indoor Air Temp. 20°CDB / 15°CWB
5. Capacity, power consumption, etc. may vary depending on the product installation conditions (temperature, conditions of use).
6. Main power line should be shorter than 50m. When installing a power line longer than 50m, contact LG Electronics.
7. Water connecting pipes are in accordance with the DIN-EN-ISO 228-1 standard.

2. Specifications

Type			Ceiling Concealed Duct - Low Static	
Model Name		Unit	WFCA007R2TA	WFCA008R2TA
Power Supply		V, Φ, Hz	220, 1, 60	220, 1, 60
Capacity	Cooling	kW(Btu/h)	2.5(8,530)	3.2(10,919)
	Heating	kW(Btu/h)	5.0(17,061)	6.1(20,814)
Water Flow Rate	Cooling	LPM	7.4	9.3
Head Loss	Cooling	kPa	7.6	11.8
Power Input	Nominal	W	20	27
Running Current	Nominal	A	0.32	0.35
Fan	Type	-	Sirocco Fan	Sirocco Fan
	Air Flow Rate(H/M/L)	m^3/min	8.0/7.5/7.0	9.8/8.8/8.0
	External Static Pressure (Standard mode)	mmAq	0	0
	External Static Pressure (High mode)	mmAq	0	0
Fan Motor	Type	-	BLDC	BLDC
	Drive	-	CW	CW
	Output	W x No.	19x1 + 5x1	19x1 + 5x1
	FLA(Full Load Ampere)	A	0.32	0.35
Dimensions	Net(W x H x D)	mm	900 x 190 x 700	900 x 190 x 700
	Shipping(W x H x D)	mm	1,042 x 235 x 766	1,042 x 235 x 766
Weight	Net	kg	22.0	22.0
	Shipping	kg	26.9	26.9
Air Filter	Type	-	Pre Filter	Pre Filter
Temperature Control		-	Microprocessor, Thermostat for cooling and heating	
Sound Absorbing / Thermal Insulation Material		-	Foamed polystrene	Foamed polystrene
Protection Divice		-	Fuse	Fuse
Water Connecting Pipes	Inlet	-	BSPF G 3/4"(male)	BSPF G 3/4"(male)
	Outlet	-	BSPF G 3/4"(male)	BSPF G 3/4"(male)
	Drain(O.D. / I.D.)	mm(inch)	Ø 32.0(1-1/4) / 25.0(31/32)	Ø 32.0(1-1/4) / 25.0(31/32)
Sound Pressure Level	Cooling(H/M/L)	dB(A)	31/30/29	33/32/31
	Heating(H/M/L)	dB(A)	31/30/29	33/32/31
Sound Power Level	Cooling(H/M/L)	dB(A)	41/40/39	46/43/41
	Heating(H/M/L)	dB(A)	41/40/39	46/43/41
Connecting Wire	Power line(H07RN-F)	mm^2×cores	2.5 X 3C	2.5 X 3C
	Communication line(VCTF-SB)	mm^2×cores	1.0 ~ 1.5 X 2C	1.0 ~ 1.5 X 2C

Note

1. Due to our policy of innovation some specifications may be changed without notification.
2. Wiring cable size must comply with the applicable local and national codes. And “Electric characteristics” chapter should be considered for electrical work and design. Especially the power cable and circuit breaker should be selected in accordance with that.
3. Sound Level Values are measured at Noise Measuring chamber accordance with standard. Therefore, these values depend on the ambient conditions and values are normally higher in actual operation.
4. Performances are based on the following conditions :
   1) Cooling
      - Inlet/Outlet Water Temp. 7°C / 12°C, Indoor Air Temp. 27°CDB / 19°CWB
   2) Heating
      - Inlet/Outlet Water Temp. 60°C, Indoor Air Temp. 20°CDB / 15°CWB
5. Capacity, power consumption, etc. may vary depending on the product installation conditions (temperature, conditions of use).
6. Main power line should be shorter than 50m. When installing a power line longer than 50m, contact LG Electronics.
7. Water connecting pipes are in accordance with the DIN-EN-ISO 228-1 standard.

2. Specifications

Type			Ceiling Concealed Duct - Low Static	
Model Name		Unit	WFCA009R2TA	WFCA013R2TA
Power Supply		V, Φ, Hz	220, 1, 60	220, 1, 60
Capacity	Cooling	kW(Btu/h)	3.9(13,307)	5.0(17,061)
	Heating	kW(Btu/h)	6.6(22,502)	8.4(28,662)
Water Flow Rate	Cooling	LPM	13.3	17.0
Head Loss	Cooling	kPa	21.7	39.0
Power Input	Nominal	W	29	44
Running Current	Nominal	A	0.26	0.36
Fan	Type	-	Sirocco Fan	Sirocco Fan
	Air Flow Rate(H/M/L)	m³/min	10.7/9.3/7.2	14.4/10.7/9.3
	External Static Pressure (Standard mode)	mmAq	0	0
	External Static Pressure (High mode)	mmAq	0	0
Fan Motor	Type	-	BLDC	BLDC
	Drive	-	CW	CW
	Output	W x No.	19x2	19x2
	FLA(Full Load Ampere)	A	0.37	0.44
Dimensions	Net(W x H x D)	mm	1,100 x 190 x 700	1,100 x 190 x 700
	Shipping(W x H x D)	mm	1,262 x 255 x 781	1,262 x 255 x 781
Weight	Net	kg	26.2	26.2
	Shipping	kg	30.7	30.7
Air Filter	Type	-	Pre Filter	Pre Filter
Temperature Control		-	Microprocessor, Thermostat for cooling and heating	
Sound Absorbing / Thermal Insulation Material		-	Foamed polystrene	Foamed polystrene
Protection Divice		-	Fuse	Fuse
Water Connecting Pipes	Inlet	-	BSPF G 3/4"(male)	BSPF G 3/4"(male)
	Outlet	-	BSPF G 3/4"(male)	BSPF G 3/4"(male)
	Drain(O.D. / I.D.)	mm(inch)	Ø 32.0(1-1/4) / 25.0(31/32)	Ø 32.0(1-1/4) / 25.0(31/32)
Sound Pressure Level	Cooling(H/M/L)	dB(A)	28/27/24	34/30/27
	Heating(H/M/L)	dB(A)	28/27/24	34/30/27
Sound Power Level	Cooling(H/M/L)	dB(A)	43/41/40	47/42/41
	Heating(H/M/L)	dB(A)	43/41/40	47/42/41
Connecting Wire	Power line(H07RN-F)	mm²×cores	2.5 X 3C	2.5 X 3C
	Communication line(VCTF-SB)	mm²×cores	1.0 ~ 1.5 X 2C	1.0 ~ 1.5 X 2C

Note

1. Due to our policy of innovation some specifications may be changed without notification.
2. Wiring cable size must comply with the applicable local and national codes. And “Electric characteristics” chapter should be considered for electrical work and design. Especially the power cable and circuit breaker should be selected in accordance with that.
3. Sound Level Values are measured at Noise Measuring chamber accordance with standard. Therefore, these values depend on the ambient conditions and values are normally higher in actual operation.
4. Performances are based on the following conditions :
   1) Cooling
      - Inlet/Outlet Water Temp. 7°C / 12°C, Indoor Air Temp. 27°CDB / 19°CWB
   2) Heating
      - Inlet/Outlet Water Temp. 60°C, Indoor Air Temp. 20°CDB / 15°CWB
5. Capacity, power consumption, etc. may vary depending on the product installation conditions (temperature, conditions of use).
6. Main power line should be shorter than 50m. When installing a power line longer than 50m, contact LG Electronics.
7. Water connecting pipes are in accordance with the DIN-EN-ISO 228-1 standard.

2. Specifications

Type			Ceiling Concealed Duct - Low Static
Model Name		Unit	WFCA018R2TA
Power Supply		V, Φ, Hz	220, 1, 60
Capacity	Cooling	kW(Btu/h)	6.6(22,520)
	Heating	kW(Btu/h)	11.2(38,216)
Water Flow Rate	Cooling	LPM	21.7
Head Loss	Cooling	kPa	53.9
Power Input	Nominal	W	81
Running Current	Nominal	A	0.70
Fan	Type	-	Sirocco Fan
	Air Flow Rate(H/M/L)	m³/min	20.1/17.3/14.4
	External Static Pressure (Standard mode)	mmAq	0
	External Static Pressure (High mode)	mmAq	0
Fan Motor	Type	-	BLDC
	Drive	-	CW
	Output	W x No.	19x2
	FLA(Full Load Ampere)	A	0.71
Dimensions	Net(W x H x D)	mm	1,100 x 190 x 700
	Shipping(W x H x D)	mm	1,262 x 255 x 781
Weight	Net	kg	26.2
	Shipping	kg	30.7
Air Filter	Type	-	Pre Filter
Temperature Control		-	Microprocessor, Thermostat for cooling and heating
Sound Absorbing / Thermal Insulation Material		-	Foamed polystrene
Protection Divice		-	Fuse
Water Connecting Pipes	Inlet	-	BSPF G 3/4"(male)
	Outlet	-	BSPF G 3/4"(male)
	Drain(O.D. / I.D.)	mm(inch)	Ø 32.0(1-1/4) / 25.0(31/32)
Sound Pressure Level	Cooling(H/M/L)	dB(A)	39/37/33
	Heating(H/M/L)	dB(A)	39/37/33
Sound Power Level	Cooling(H/M/L)	dB(A)	55/52/48
	Heating(H/M/L)	dB(A)	55/52/48
Connecting Wire	Power line(H07RN-F)	mm²×cores	2.5 X 3C
	Communication line(VCTF-SB)	mm²×cores	1.0 ~ 1.5 X 2C

Note

1. Due to our policy of innovation some specifications may be changed without notification.
2. Wiring cable size must comply with the applicable local and national codes. And “Electric characteristics” chapter should be considered for electrical work and design. Especially the power cable and circuit breaker should be selected in accordance with that.
3. Sound Level Values are measured at Noise Measuring chamber accordance with standard. Therefore, these values depend on the ambient conditions and values are normally higher in actual operation.
4. Performances are based on the following conditions :
   1) Cooling
      - Inlet/Outlet Water Temp. 7°C / 12°C, Indoor Air Temp. 27°CDB / 19°CWB
   2) Heating
      - Inlet/Outlet Water Temp. 60°C, Indoor Air Temp. 20°CDB / 15°CWB
5. Capacity, power consumption, etc. may vary depending on the product installation conditions (temperature, conditions of use).
6. Main power line should be shorter than 50m. When installing a power line longer than 50m, contact LG Electronics.
7. Water connecting pipes are in accordance with the DIN-EN-ISO 228-1 standard.

3. Dimensions

■ WFCA005R2TA, WFCA006R2TA, WFCA007R2TA,WFCA008R2TA WFCA009R2TA, WFCA013R2TA, WFCA018R2TA

◆ L1 / L2 / L3 Chassis

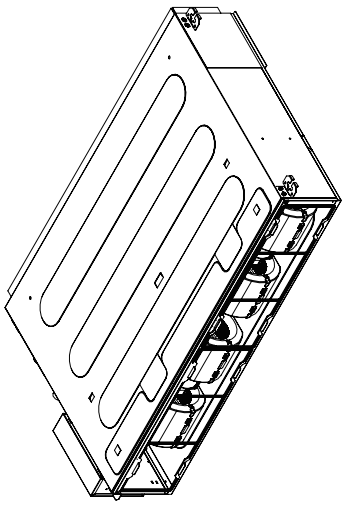

Note

1. Unit should be installed in compliance with the installation manual in the product box.
2. Unit should be grounded in accordance with the local regulations or applicable national codes.
3. All electrical components and materials to be supplied from the site must comply with the local regulations or international codes.

Chassis	A	B	C	D
L1	774	700	733	660
L2	974	900	933	860
L3	1,174	1,100	1,133	1,060

No.	Part Name	Description
6	Air Suction	–
5	Air discharge	–
4	Power supply connection	–
3	Drain pipe connection	–
2	Water in pipe connection	PF 3/4"
1	Water out pipe connection	PF 3/4"

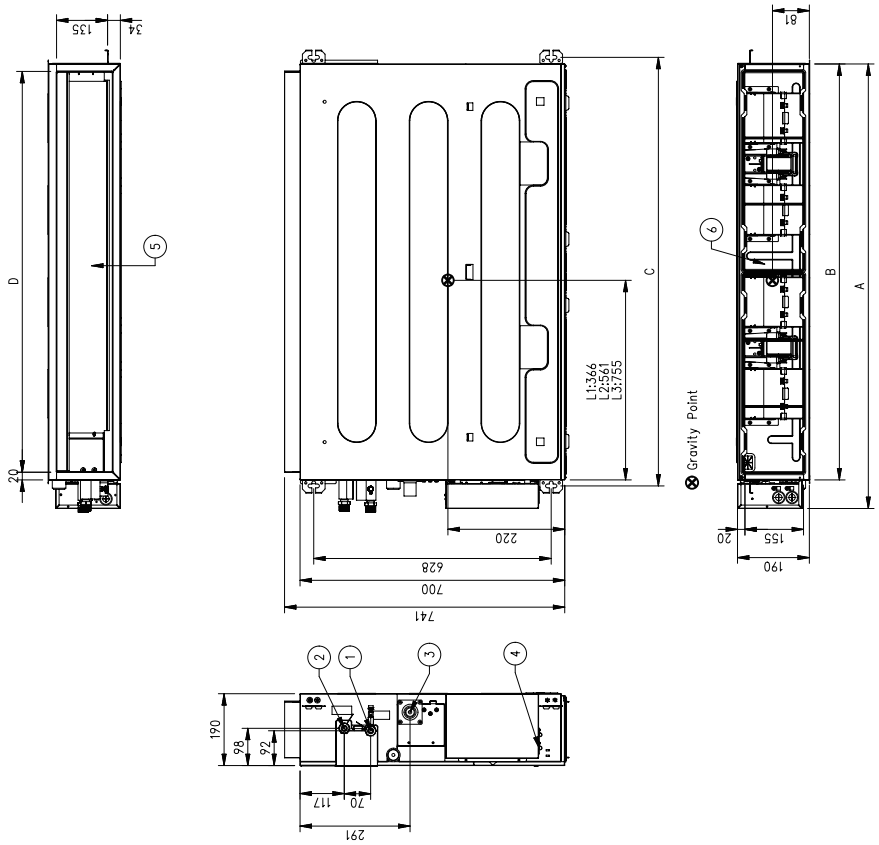

[Unit : mm]
Chassis : L1 / L2 / L3
TBA36373301_Rev.01

4. Piping Diagrams

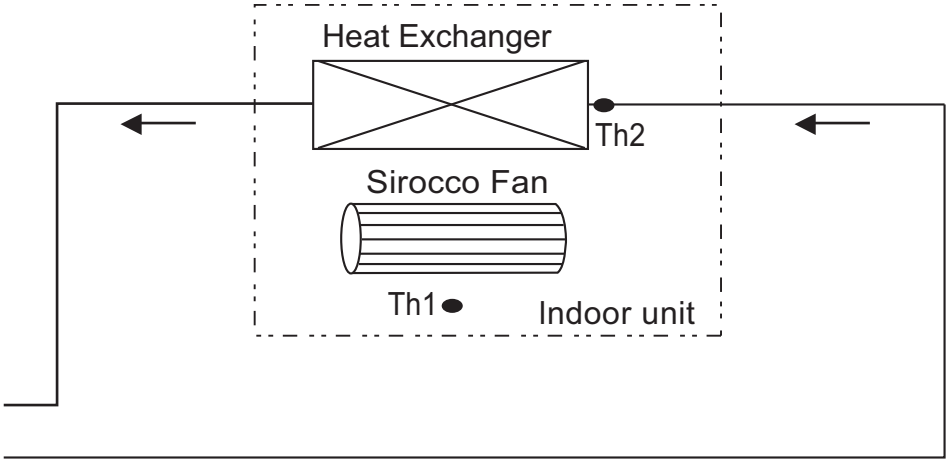

LOC.	Description
Th1	Thermistor for room air temperature
Th2	Thermistor for pipe in temperature

5. Wiring diagrams

■ L1 Chassis

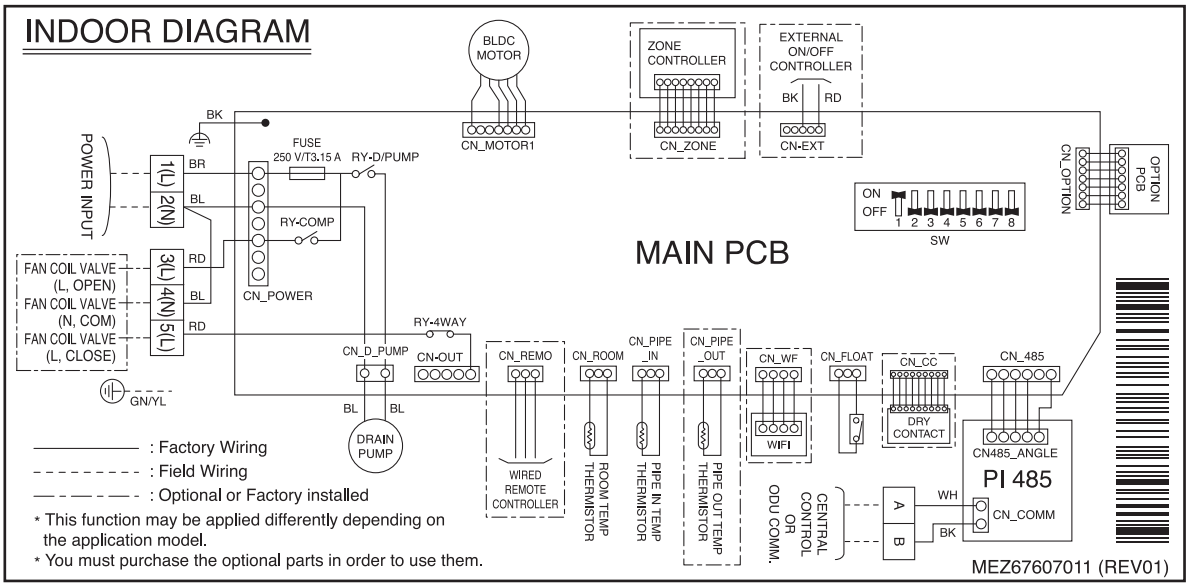

■ L2 / L3 Chassis

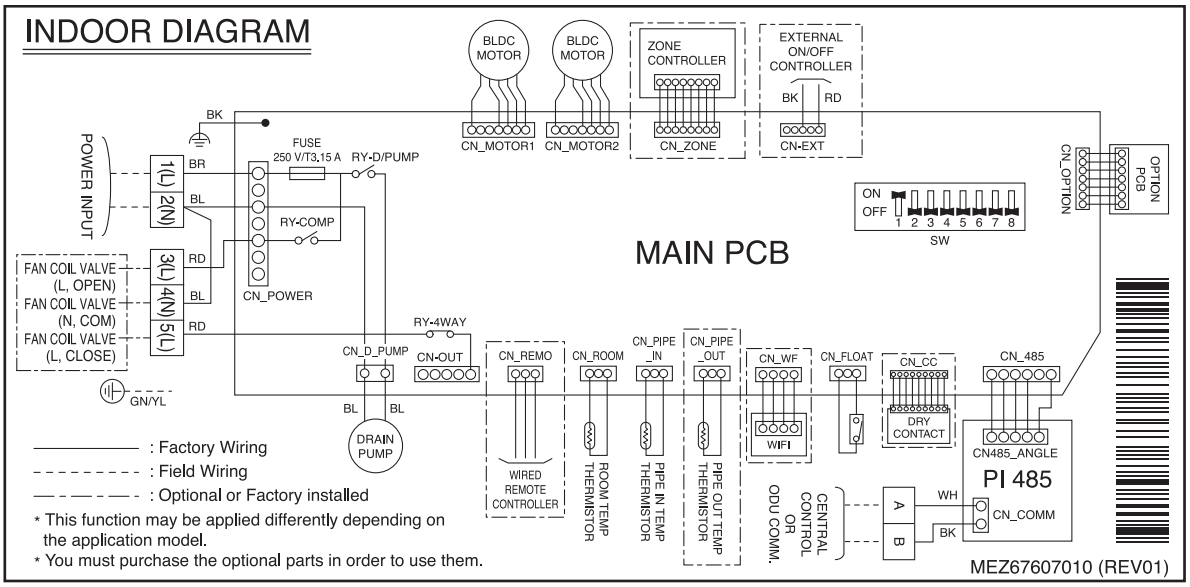

6. Capacity Tables

6.1 Cooling Capacity

◆ WFCA005R2TA

Inlet Water Temp. (℃)	Water Temp Difference (℃)	Air Temp (℃ DB)	Air Temp(17℃ WB)				Air Temp(19℃ WB)				Air Temp(21℃ WB)				Air Temp(23℃ WB)			
			TC (W)	SHC (W)	Water Flow Rate (LPM)	Pressure Drop (kPa)	TC (W)	SHC (W)	Water Flow Rate (LPM)	Pressure Drop (kPa)	TC (W)	SHC (W)	Water Flow Rate (LPM)	Pressure Drop (kPa)	TC (W)	SHC (W)	Water Flow Rate (LPM)	Pressure Drop (kPa)
5	4	24	1,316	949	4.2	1.5	1,437	1,075	4.6	2.0	1,719	1,254	5.2	2.8	1,894	1,349	6.0	3.9
		25	1,492	1,116	4.8	2.3	1,629	1,265	5.3	2.9	1,948	1,476	6.0	3.8	2,146	1,587	6.9	5.0
		26	1,632	1,255	5.4	3.1	1,782	1,423	6.0	3.8	2,132	1,660	6.7	4.8	2,348	1,786	7.8	6.2
		27	1,755	1,395	6.0	3.9	1,916	1,581	6.6	4.6	2,292	1,844	7.5	5.8	2,525	1,984	8.6	7.3
		28	1,843	1,534	6.7	4.7	2,012	1,739	7.3	5.5	2,407	2,029	8.2	6.8	2,651	2,182	9.5	8.4
		29	1,930	1,688	7.3	5.5	2,108	1,913	7.9	6.4	2,521	2,232	9.0	7.7	2,777	2,401	10.4	9.6
		30	2,018	1,813	7.9	6.3	2,203	2,055	8.6	7.2	2,636	2,398	9.7	8.7	2,904	2,579	11.2	10.7
	5	24	1,115	874	3.0	0.1	1,168	950	3.4	0.4	1,612	1,233	4.4	1.8	1,773	1,307	5.2	2.8
		25	1,263	1,028	3.5	0.5	1,324	1,117	3.8	1.0	1,826	1,451	5.1	2.6	2,009	1,538	6.0	3.8
		26	1,382	1,156	3.9	1.1	1,448	1,257	4.3	1.6	1,998	1,632	5.7	3.4	2,198	1,730	6.7	4.8
		27	1,486	1,285	4.3	1.6	1,557	1,396	4.8	2.2	2,149	1,813	6.3	4.3	2,364	1,922	7.5	5.8
		28	1,561	1,413	4.8	2.2	1,635	1,536	5.3	2.9	2,256	1,995	7.0	5.1	2,482	2,114	8.2	6.8
		29	1,635	1,554	5.2	2.8	1,713	1,690	5.8	3.5	2,364	2,194	7.6	5.9	2,600	2,326	9.0	7.7
		30	1,709	1,670	5.6	3.3	1,791	1,815	6.2	4.1	2,471	2,358	8.2	6.8	2,718	2,499	9.7	8.7
	6	24	1,048	843	2.6	0.1	1,276	1,012	3.1	0.1	1,531	1,191	3.7	0.8	1,679	1,275	4.2	1.5
		25	1,187	992	3.0	0.1	1,446	1,190	3.6	0.7	1,735	1,401	4.2	1.5	1,903	1,500	4.8	2.3
		26	1,299	1,116	3.4	0.4	1,582	1,339	4.0	1.3	1,898	1,576	4.8	2.2	2,082	1,688	5.4	3.1
		27	1,397	1,240	3.7	0.9	1,701	1,488	4.5	1.8	2,041	1,751	5.3	2.9	2,238	1,875	6.0	3.9
		28	1,467	1,364	4.1	1.4	1,786	1,637	4.9	2.4	2,143	1,927	5.8	3.6	2,350	2,063	6.7	4.7
		29	1,536	1,500	4.5	1.8	1,871	1,800	5.4	3.0	2,245	2,119	6.4	4.3	2,462	2,269	7.3	5.5
		30	1,606	1,612	4.9	2.3	1,956	1,934	5.8	3.6	2,348	2,277	6.9	5.0	2,574	2,438	7.9	6.3
	7	24	940	780	2.2	0.1	1,128	917	2.3	0.1	1,356	1,086	2.9	0.1	1,491	1,159	3.1	0.1
		25	1,065	918	2.5	0.1	1,279	1,079	2.7	0.1	1,537	1,277	3.3	0.2	1,689	1,364	3.6	0.7
		26	1,166	1,032	2.8	0.1	1,399	1,214	3.0	0.1	1,682	1,437	3.7	0.8	1,849	1,534	4.0	1.3
		27	1,253	1,147	3.1	0.0	1,504	1,348	3.3	0.3	1,809	1,596	4.1	1.3	1,988	1,705	4.5	1.8
		28	1,316	1,262	3.4	0.4	1,579	1,483	3.7	0.8	1,899	1,756	4.5	1.9	2,087	1,875	4.9	2.4
		29	1,379	1,388	3.7	0.8	1,655	1,632	4.0	1.2	1,989	1,932	4.9	2.4	2,186	2,063	5.4	3.0
		30	1,441	1,491	4.0	1.3	1,730	1,753	4.3	1.6	2,080	2,075	5.3	2.9	2,286	2,216	5.8	3.6
	8	24	725	611	1.4	0.1	873	727	1.5	0.1	1,316	1,075	1.8	0.1	1,142	917	2.0	0.1
		25	822	719	1.6	0.1	989	856	1.7	0.1	1,492	1,265	2.1	0.1	1,294	1,079	2.3	0.1
		26	899	809	1.8	0.1	1,082	963	1.9	0.1	1,632	1,423	2.3	0.1	1,416	1,214	2.5	0.1
		27	967	899	2.0	0.1	1,164	1,069	2.1	0.1	1,755	1,581	2.6	0.1	1,522	1,348	2.8	0.1
		28	1,015	989	2.2	0.1	1,222	1,176	2.3	0.1	1,843	1,739	2.9	0.1	1,598	1,483	3.1	0.1
		29	1,064	1,088	2.4	0.1	1,280	1,294	2.6	0.1	1,930	1,913	3.1	0.0	1,674	1,632	3.4	0.4
		30	1,112	1,169	2.5	0.1	1,339	1,390	2.8	0.1	2,018	2,055	3.4	0.4	1,750	1,753	3.7	0.8
6	4	24	985	802	4.0	1.2	1,198	962	4.7	2.1	1,433	1,122	5.5	3.2	1,579	1,207	6.2	4.1
		25	1,117	943	4.5	1.9	1,358	1,132	5.3	2.9	1,624	1,320	6.3	4.2	1,789	1,420	7.1	5.3
		26	1,222	1,061	5.1	2.6	1,485	1,273	6.0	3.8	1,777	1,485	7.1	5.3	1,957	1,598	8.0	6.4
		27	1,314	1,179	5.7	3.4	1,597	1,415	6.7	4.7	1,911	1,650	7.9	6.3	2,105	1,775	8.9	7.6
		28	1,379	1,297	6.2	4.1	1,677	1,556	7.3	5.6	2,006	1,816	8.7	7.3	2,210	1,953	9.8	8.8
		29	1,445	1,426	6.8	4.9	1,757	1,712	8.0	6.4	2,102	1,997	9.5	8.4	2,315	2,148	10.6	9.9
		30	1,511	1,533	7.4	5.6	1,837	1,839	8.6	7.3	2,197	2,146	10.3	9.4	2,421	2,308	11.5	11.1
	5	24	929	792	2.6	0.1	1,066	898	3.1	0.0	1,344	1,103	4.2	1.5	1,478	1,169	4.6	2.0
		25	1,053	932	3.0	0.1	1,208	1,057	3.6	0.6	1,523	1,298	4.8	2.3	1,675	1,376	5.3	2.9
		26	1,152	1,049	3.3	0.3	1,322	1,189	4.0	1.2	1,666	1,460	5.4	3.0	1,833	1,548	5.9	3.7
		27	1,239	1,165	3.7	0.8	1,422	1,321	4.4	1.8	1,791	1,623	6.0	3.8	1,970	1,720	6.6	4.6
		28	1,301	1,282	4.1	1.3	1,493	1,453	4.9	2.4	1,881	1,785	6.6	4.6	2,069	1,892	7.3	5.5
		29	1,363	1,410	4.4	1.8	1,564	1,598	5.3	2.9	1,970	1,963	7.2	5.4	2,168	2,081	7.9	6.3
		30	1,425	1,515	4.8	2.3	1,635	1,717	5.8	3.5	2,060	2,110	7.8	6.2	2,266	2,236	8.6	7.2
	6	24	873	773	2.4	0.1	1,064	905	2.6	0.1	1,276	1,066	3.2	0.1	1,399	1,141	3.5	0.5
		25	990	910	2.8	0.1	1,205	1,065	3.0	0.1	1,447	1,254	3.6	0.7	1,586	1,343	4.0	1.2
		26	1,083	1,024	3.1	0.0	1,319	1,198	3.3	0.3	1,583	1,411	4.1	1.3	1,735	1,510	4.5	1.8
		27	1,164	1,137	3.4	0.5	1,418	1,331	3.7	0.8	1,702	1,567	4.5	1.9	1,866	1,678	5.0	2.5
		28	1,223	1,251	3.8	0.9	1,489	1,465	4.1	1.3	1,787	1,724	5.0	2.5	1,959	1,846	5.5	3.1
		29	1,281	1,376	4.1	1.4	1,560	1,611	4.4	1.8	1,872	1,896	5.4	3.1	2,053	2,031	6.0	3.8
		30	1,339	1,478	4.5	1.8	1,631	1,731	4.8	2.3	1,957	2,037	5.9	3.7	2,146	2,182	6.5	4.4
	7	24	784	698	1.9	0.1	940	821	2.0	0.1	1,131	971	2.4	0.1	1,243	1,037	2.7	0.1
		25	888	821	2.1	0.1	1,066	965	2.3	0.1	1,282	1,143	2.8	0.1	1,408	1,221	3.1	0.1
		26	972	924	2.4	0.1	1,166	1,086	2.6	0.1	1,402	1,286	3.1	0.1	1,541	1,373	3.5	0.5
		27	1,045	1,026	2.7	0.1	1,254	1,207	2.9	0.1	1,508	1,429	3.5	0.5	1,657	1,526	3.8	1.0
		28	1,097	1,129	2.9	0.1	1,317	1,327	3.1	0.1	1,583	1,571	3.8	1.0	1,740	1,678	4.2	1.5
		29	1,149	1,242	3.2	0.1	1,379	1,460	3.4	0.5	1,658	1,729	4.2	1.5	1,823	1,846	4.6	2.0
		30	1,202	1,334	3.5	0.5	1,442	1,569	3.7	0.8	1,734	1,857	4.5	1.9	1,906	1,983	5.0	2.5
	8	24	605	547	1.2	0.1	728	651	1.3	0.1	1,097	962	1.6	0.1	952	821	1.7	0.1
		25	685	644	1.3	0.1	825	766	1.5	0.1	1,243	1,132	1.8	0.1	1,079	965	1.9	0.1
		26	750	724	1.5	0.1	902	861	1.6	0.1	1,361	1,273	2.0	0.1	1,180	1,086	2.2	0.1
		27	806	804	1.7	0.1	970	957	1.8	0.1	1,463	1,415	2.2	0.1	1,269	1,207	2.4	0.1
		28	846	885	1.8	0.1	1,019	1,053	2.0	0.1	1,536	1,556	2.4	0.1	1,332	1,327	2.7	0.1
		29	887	973	2.0	0.1	1,067	1,158	2.2	0.1	1,609	1,712	2.7	0.1	1,396	1,460	2.9	0.1
		30	927	1,022	2.2	0.1	1,116	1,215	2.4	0.1	1,682	1,797	2.9	0.1	1,459	1,532	3.1	0.1

Note

1. TC : Total capacity(W), SHC : Sensible Heat Capacity(W)
2. Performances are based on the following conditions :
   1) Cooling
      - Inlet/Outlet Water Temp. 7°C / 12°C, Indoor Air Temp. 27°CDB / 19°CWB

6. Capacity Tables

Inlet Water Temp. (℃)	Water Temp Difference (℃)	Air Temp (℃ DB)	Air Temp(17℃ WB)				Air Temp(19℃ WB)				Air Temp(21℃ WB)				Air Temp(23℃ WB)			
			TC (W)	SHC (W)	Water Flow Rate (LPM)	Pressure Drop (kPa)	TC (W)	SHC (W)	Water Flow Rate (LPM)	Pressure Drop (kPa)	TC (W)	SHC (W)	Water Flow Rate (LPM)	Pressure Drop (kPa)	TC (W)	SHC (W)	Water Flow Rate (LPM)	Pressure Drop (kPa)
7	4	24	894	727	3.8	0.9	1,087	873	4.1	1.3	1,300	1,018	5.0	2.5	1,432	1,095	5.5	3.2
		25	1,013	855	4.4	1.7	1,231	1,027	4.6	2.0	1,473	1,198	5.7	3.4	1,623	1,288	6.3	4.2
		26	1,108	962	4.9	2.4	1,347	1,155	5.2	2.8	1,612	1,347	6.4	4.4	1,776	1,449	7.1	5.2
		27	1,192	1,069	5.4	3.1	1,449	1,283	5.8	3.6	1,733	1,497	7.1	5.3	1,909	1,610	7.8	6.2
		28	1,251	1,176	6.0	3.8	1,521	1,411	6.4	4.3	1,820	1,647	7.8	6.2	2,005	1,771	8.6	7.3
		29	1,311	1,294	6.5	4.5	1,594	1,553	7.0	5.1	1,906	1,811	8.5	7.2	2,100	1,948	9.4	8.3
		30	1,370	1,390	7.1	5.2	1,666	1,668	7.5	5.8	1,993	1,946	9.3	8.1	2,196	2,093	10.2	9.3
	5	24	843	719	2.4	0.1	1,016	855	2.8	0.1	1,219	1,001	3.4	0.4	1,340	1,061	3.8	0.9
		25	955	845	2.7	0.1	1,151	1,006	3.2	0.1	1,381	1,177	3.9	1.1	1,519	1,248	4.3	1.6
		26	1,045	951	3.1	0.1	1,259	1,132	3.6	0.7	1,511	1,325	4.4	1.7	1,662	1,404	4.8	2.3
		27	1,124	1,057	3.4	0.4	1,300	1,200	4.0	1.2	1,625	1,472	4.9	2.4	1,787	1,560	5.4	3.0
		28	1,180	1,162	3.7	0.9	1,422	1,384	4.4	1.7	1,706	1,619	5.4	3.0	1,877	1,716	5.9	3.7
		29	1,236	1,279	4.1	1.3	1,489	1,522	4.8	2.2	1,787	1,781	5.9	3.6	1,966	1,888	6.4	4.4
		30	1,292	1,374	4.4	1.7	1,557	1,635	5.2	2.8	1,869	1,913	6.3	4.3	2,055	2,028	7.0	5.1
	6	24	792	701	2.0	0.1	965	821	2.1	0.1	1,158	967	2.6	0.1	1,269	1,035	2.8	0.1
		25	898	825	2.2	0.1	1,093	966	2.4	0.1	1,312	1,137	2.9	0.1	1,439	1,218	3.2	0.2
		26	982	928	2.5	0.1	1,196	1,087	2.7	0.1	1,436	1,279	3.3	0.3	1,574	1,370	3.6	0.7
		27	1,056	1,032	2.8	0.1	1,286	1,208	3.0	0.1	1,544	1,422	3.7	0.8	1,693	1,522	4.0	1.3
		28	1,109	1,135	3.1	0.1	1,351	1,328	3.3	0.3	1,621	1,564	4.0	1.3	1,777	1,674	4.4	1.8
		29	1,162	1,248	3.4	0.4	1,415	1,461	3.6	0.7	1,698	1,720	4.4	1.7	1,862	1,842	4.8	2.3
		30	1,215	1,341	3.6	0.7	1,479	1,570	3.9	1.1	1,775	1,848	4.8	2.2	1,946	1,979	5.3	2.8
	7	24	711	633	1.5	0.1	853	744	1.6	0.1	1,026	881	2.0	0.1	1,127	941	2.2	0.1
		25	806	745	1.7	0.1	967	876	1.9	0.1	1,162	1,037	2.3	0.1	1,277	1,107	2.5	0.1
		26	881	838	1.9	0.1	1,058	985	2.1	0.1	1,272	1,166	2.6	0.1	1,398	1,245	2.8	0.1
		27	948	931	2.2	0.1	1,137	1,094	2.3	0.1	1,368	1,296	2.8	0.1	1,503	1,384	3.1	0.0
		28	995	1,024	2.4	0.1	1,194	1,204	2.6	0.1	1,436	1,425	3.1	0.0	1,578	1,522	3.4	0.5
		29	1,043	1,126	2.6	0.1	1,251	1,324	2.8	0.1	1,504	1,568	3.4	0.4	1,653	1,674	3.7	0.9
		30	1,090	1,210	2.8	0.1	1,308	1,423	3.0	0.1	1,573	1,684	3.7	0.8	1,728	1,799	4.1	1.3
	8	24	548	496	1.0	0.1	660	590	1.0	0.1	995	873	1.3	0.1	863	744	1.4	0.1
		25	621	584	1.1	0.1	748	694	1.2	0.1	1,128	1,027	1.4	0.1	978	876	1.6	0.1
		26	680	657	1.2	0.1	818	781	1.3	0.1	1,234	1,155	1.6	0.1	1,070	985	1.8	0.1
		27	731	730	1.4	0.1	880	868	1.5	0.1	1,327	1,283	1.8	0.1	1,151	1,094	2.0	0.1
		28	768	803	1.5	0.1	924	955	1.6	0.1	1,393	1,411	2.0	0.1	1,208	1,204	2.2	0.1
		29	804	883	1.6	0.1	968	1,050	1.8	0.1	1,460	1,553	2.2	0.1	1,266	1,324	2.4	0.1
		30	841	927	1.8	0.1	1,012	1,102	1.9	0.1	1,526	1,630	2.3	0.1	1,324	1,390	2.5	0.1
8	4	24	724	615	3.6	0.7	880	739	3.8	1.0	1,053	862	4.7	2.1	1,160	927	5.2	2.7
		25	820	724	4.1	1.3	997	869	4.4	1.7	1,193	1,014	5.4	3.0	1,314	1,090	5.9	3.7
		26	898	815	4.6	2.0	1,091	977	4.9	2.4	1,306	1,140	6.0	3.9	1,438	1,227	6.6	4.7
		27	965	905	5.1	2.7	1,174	1,086	5.5	3.1	1,404	1,267	6.7	4.7	1,546	1,363	7.4	5.6
		28	1,013	996	5.6	3.3	1,232	1,195	6.0	3.8	1,474	1,394	7.4	5.6	1,624	1,499	8.1	6.6
		29	1,062	1,095	6.1	4.0	1,291	1,314	6.5	4.5	1,544	1,533	8.0	6.5	1,701	1,649	8.9	7.6
		30	1,110	1,177	6.7	4.7	1,350	1,412	7.1	5.3	1,614	1,647	8.7	7.4	1,778	1,772	9.6	8.5
	5	24	683	608	2.2	0.1	914	787	2.7	0.1	987	847	3.2	0.2	1,086	898	3.5	0.6
		25	774	716	2.6	0.1	1,036	926	3.1	0.0	1,119	997	3.7	0.8	1,231	1,056	4.0	1.2
		26	847	805	2.9	0.1	1,133	1,042	3.5	0.5	1,224	1,121	4.1	1.4	1,346	1,188	4.5	1.9
		27	910	894	3.2	0.1	1,219	1,157	3.9	1.0	1,316	1,246	4.6	2.0	1,448	1,320	5.0	2.6
		28	956	984	3.5	0.6	1,280	1,273	4.3	1.5	1,382	1,370	5.1	2.6	1,520	1,452	5.5	3.2
		29	1,001	1,082	3.8	1.0	1,340	1,400	4.7	2.1	1,448	1,507	5.5	3.2	1,592	1,598	6.1	3.9
		30	1,047	1,163	4.2	1.4	1,401	1,505	5.0	2.6	1,514	1,620	6.0	3.8	1,665	1,716	6.6	4.6
	6	24	642	594	1.8	0.1	781	695	2.0	0.1	938	818	2.4	0.1	1,028	876	2.7	0.1
		25	727	698	2.1	0.1	886	818	2.3	0.1	1,063	963	2.8	0.1	1,165	1,031	3.0	0.1
		26	796	786	2.4	0.1	969	920	2.5	0.1	1,163	1,083	3.1	0.0	1,275	1,160	3.4	0.4
		27	855	873	2.6	0.1	1,042	1,022	2.8	0.1	1,250	1,203	3.5	0.5	1,371	1,288	3.8	0.9
		28	898	960	2.9	0.1	1,094	1,124	3.1	0.0	1,313	1,324	3.8	0.9	1,439	1,417	4.2	1.4
		29	941	1,013	3.2	0.1	1,146	1,186	3.4	0.4	1,375	1,396	4.2	1.4	1,508	1,495	4.6	1.9
		30	984	1,074	3.4	0.4	1,198	1,298	3.7	0.8	1,438	1,528	4.5	1.9	1,577	1,636	4.9	2.4
	7	24	576	536	1.4	0.1	691	630	1.5	0.1	831	746	1.9	0.1	913	796	2.1	0.1
		25	653	630	1.6	0.1	783	741	1.7	0.1	942	877	2.1	0.1	1,035	937	2.3	0.1
		26	714	709	1.8	0.1	857	834	2.0	0.1	1,030	987	2.4	0.1	1,132	1,054	2.6	0.1
		27	768	788	2.0	0.1	921	926	2.2	0.1	1,108	1,097	2.7	0.1	1,217	1,171	2.9	0.1
		28	806	867	2.2	0.1	967	1,019	2.4	0.1	1,163	1,206	2.9	0.1	1,278	1,288	3.2	0.2
		29	844	914	2.4	0.1	1,013	1,075	2.6	0.1	1,218	1,272	3.2	0.2	1,339	1,359	3.5	0.6
		30	883	969	2.6	0.1	1,059	1,139	2.8	0.1	1,274	1,349	3.5	0.5	1,400	1,464	3.8	1.0
	8	24	444	420	0.9	0.1	535	500	1.0	0.1	806	739	1.2	0.1	699	630	1.3	0.1
		25	503	494	1.0	0.1	606	588	1.1	0.1	914	869	1.4	0.1	792	741	1.5	0.1
		26	551	556	1.2	0.1	663	661	1.3	0.1	1,000	977	1.5	0.1	867	834	1.7	0.1
		27	592	618	1.3	0.1	713	735	1.4	0.1	1,075	1,086	1.7	0.1	932	926	1.8	0.1
		28	622	679	1.4	0.1	749	808	1.5	0.1	1,129	1,195	1.9	0.1	979	1,019	2.0	0.1
		29	651	716	1.5	0.1	784	852	1.7	0.1	1,182	1,260	2.0	0.1	1,025	1,075	2.2	0.1
		30	681	753	1.7	0.1	820	896	1.8	0.1	1,236	1,325	2.2	0.1	1,072	1,139	2.4	0.1

Note

1. TC : Total capacity(W), SHC : Sensible Heat Capacity(W)
2. Performances are based on the following conditions :
   1) Cooling
      - Inlet/Outlet Water Temp. 7°C / 12°C, Indoor Air Temp. 27°CDB / 19°CWB

6. Capacity Tables

Inlet Water Temp. (℃)	Water Temp Difference (℃)	Air Temp (℃ DB)	Air Temp(17℃ WB)				Air Temp(19℃ WB)				Air Temp(21℃ WB)				Air Temp(23℃ WB)			
			TC (W)	SHC (W)	Water Flow Rate (LPM)	Pressure Drop (kPa)	TC (W)	SHC (W)	Water Flow Rate (LPM)	Pressure Drop (kPa)	TC (W)	SHC (W)	Water Flow Rate (LPM)	Pressure Drop (kPa)	TC (W)	SHC (W)	Water Flow Rate (LPM)	Pressure Drop (kPa)
9	4	24	601	525	3.0	0.1	731	630	3.2	0.2	874	735	3.9	1.1	963	791	4.3	1.7
		25	681	618	3.4	0.5	828	742	3.7	0.8	991	865	4.5	1.9	1,091	931	5.0	2.5
		26	745	695	3.9	1.0	906	834	4.1	1.4	1,084	973	5.1	2.6	1,194	1,047	5.6	3.3
		27	801	773	4.3	1.6	974	927	4.6	2.0	1,165	1,082	5.6	3.3	1,284	1,163	6.2	4.1
		28	841	850	4.7	2.2	1,023	1,020	5.1	2.6	1,224	1,190	6.2	4.1	1,348	1,280	6.8	4.9
		29	881	935	5.2	2.7	1,072	1,122	5.5	3.2	1,282	1,309	6.8	4.8	1,412	1,408	7.5	5.7
		30	921	1,004	5.6	3.3	1,120	1,205	6.0	3.8	1,340	1,406	7.3	5.6	1,476	1,512	8.1	6.5
	5	24	567	519	1.9	0.1	833	727	2.5	0.1	819	723	2.7	0.1	901	766	3.0	0.1
		25	642	611	2.2	0.1	944	855	2.8	0.1	929	851	3.1	0.0	1,022	902	3.4	0.4
		26	703	687	2.4	0.1	1,033	962	3.2	0.2	1,016	957	3.5	0.5	1,118	1,014	3.8	1.0
		27	756	763	2.7	0.1	1,110	1,069	3.6	0.6	1,093	1,063	3.9	1.0	1,202	1,127	4.2	1.5
		28	793	840	3.0	0.1	1,166	1,176	3.9	1.1	1,147	1,170	4.3	1.5	1,262	1,240	4.7	2.1
		29	831	886	3.2	0.2	1,221	1,240	4.3	1.6	1,202	1,234	4.6	2.0	1,322	1,307	5.1	2.6
		30	869	931	3.5	0.5	1,277	1,305	4.6	2.0	1,256	1,297	5.0	2.5	1,382	1,375	5.5	3.2
	6	24	533	507	1.6	0.1	649	593	1.7	0.1	778	698	2.0	0.1	854	748	2.2	0.1
		25	604	596	1.8	0.1	735	698	1.9	0.1	882	822	2.3	0.1	967	880	2.6	0.1
		26	660	671	2.0	0.1	804	785	2.1	0.1	965	924	2.6	0.1	1,058	990	2.9	0.1
		27	710	745	2.2	0.1	865	873	2.4	0.1	1,038	1,027	2.9	0.1	1,138	1,100	3.2	0.1
		28	746	797	2.4	0.1	908	934	2.6	0.1	1,090	1,099	3.2	0.2	1,195	1,177	3.5	0.6
		29	781	842	2.7	0.1	951	986	2.9	0.1	1,142	1,161	3.5	0.5	1,252	1,243	3.8	1.0
		30	817	894	2.9	0.1	995	1,047	3.1	0.0	1,194	1,232	3.8	0.9	1,309	1,320	4.2	1.4
	7	24	478	457	1.2	0.1	574	538	1.3	0.1	690	637	1.6	0.1	758	680	1.7	0.1
		25	542	538	1.4	0.1	650	633	1.5	0.1	782	749	1.8	0.1	859	800	2.0	0.1
		26	593	605	1.5	0.1	711	712	1.7	0.1	855	843	2.0	0.1	940	900	2.2	0.1
		27	637	673	1.7	0.1	765	791	1.8	0.1	920	936	2.2	0.1	1,011	1,000	2.5	0.1
		28	669	720	1.9	0.1	803	846	2.0	0.1	966	1,002	2.5	0.1	1,061	1,070	2.7	0.1
		29	701	760	2.1	0.1	841	894	2.2	0.1	1,011	1,058	2.7	0.1	1,112	1,130	3.0	0.1
		30	733	807	2.2	0.1	879	949	2.4	0.1	1,057	1,123	2.9	0.1	1,162	1,200	3.2	0.2
	8	24	369	358	0.8	0.1	444	426	0.8	0.1	669	630	1.0	0.1	580	538	1.1	0.1
		25	418	422	0.9	0.1	503	502	0.9	0.1	758	742	1.1	0.1	658	633	1.2	0.1
		26	457	474	1.0	0.1	550	564	1.1	0.1	830	834	1.3	0.1	720	712	1.4	0.1
		27	492	527	1.1	0.1	592	627	1.2	0.1	892	927	1.4	0.1	774	791	1.6	0.1
		28	516	564	1.2	0.1	621	671	1.3	0.1	937	992	1.6	0.1	813	846	1.7	0.1
		29	541	596	1.3	0.1	651	709	1.4	0.1	981	1,048	1.7	0.1	851	894	1.9	0.1
		30	565	633	1.4	0.1	681	753	1.5	0.1	1,026	1,112	1.9	0.1	890	949	2.0	0.1

Note

1. TC : Total capacity(W), SHC : Sensible Heat Capacity(W)
2. Performances are based on the following conditions :
   1) Cooling
      - Inlet/Outlet Water Temp. 7°C / 12°C, Indoor Air Temp. 27°CDB / 19°CWB

6. Capacity Tables

◆ WFCA006R2TA

Inlet Water Temp. (℃)	Water Temp Difference (℃)	Air Temp (℃ DB)	Air Temp(17℃ WB)				Air Temp(19℃ WB)				Air Temp(21℃ WB)				Air Temp(23℃ WB)			
			TC (W)	SHC (W)	Water Flow Rate (LPM)	Pressure Drop (kPa)	TC (W)	SHC (W)	Water Flow Rate (LPM)	Pressure Drop (kPa)	TC (W)	SHC (W)	Water Flow Rate (LPM)	Pressure Drop (kPa)	TC (W)	SHC (W)	Water Flow Rate (LPM)	Pressure Drop (kPa)
5	4	24	1,788	1,293	5.9	3.7	1,952	1,466	6.5	4.5	2,335	1,710	7.3	5.6	2,572	1,839	8.5	7.1
		25	2,026	1,521	6.8	4.8	2,212	1,724	7.4	5.7	2,646	2,012	8.4	7.0	2,915	2,164	9.7	8.6
		26	2,217	1,712	7.6	5.9	2,420	1,940	8.3	6.9	2,895	2,263	9.4	8.3	3,189	2,434	10.9	10.2
		27	2,383	1,902	8.5	7.1	2,602	2,155	9.3	8.1	3,113	2,515	10.5	9.7	3,429	2,705	12.1	11.8
		28	2,503	2,092	9.3	8.2	2,732	2,371	10.2	9.3	3,269	2,766	11.5	11.1	3,601	2,975	13.3	13.4
		29	2,622	2,301	10.2	9.3	2,863	2,608	11.1	10.6	3,424	3,043	12.6	12.5	3,772	3,273	14.5	15.0
		30	2,741	2,472	11.0	10.4	2,993	2,802	12.1	11.8	3,580	3,269	13.6	13.8	3,944	3,516	15.7	16.6
	5	24	1,514	1,191	4.2	1.5	1,586	1,294	4.7	2.1	2,189	1,681	6.2	4.1	2,408	1,782	7.3	5.6
		25	1,716	1,401	4.8	2.3	1,798	1,523	5.4	3.0	2,481	1,978	7.1	5.3	2,729	2,096	8.4	7.0
		26	1,877	1,576	5.4	3.1	1,967	1,713	6.0	3.9	2,714	2,225	8.0	6.4	2,986	2,358	9.4	8.3
		27	2,019	1,751	6.0	3.9	2,115	1,904	6.7	4.8	2,918	2,472	8.9	7.6	3,210	2,620	10.5	9.7
		28	2,120	1,926	6.7	4.7	2,221	2,094	7.4	5.6	3,064	2,719	9.8	8.8	3,371	2,882	11.5	11.1
		29	2,220	2,119	7.3	5.5	2,326	2,303	8.1	6.5	3,210	2,991	10.6	9.9	3,531	3,170	12.6	12.5
		30	2,321	2,277	7.9	6.3	2,432	2,475	8.7	7.4	3,356	3,214	11.5	11.1	3,692	3,406	13.6	13.8
	6	24	1,423	1,150	3.7	0.8	1,733	1,379	4.4	1.7	2,079	1,624	5.2	2.8	2,280	1,739	5.9	3.7
		25	1,612	1,352	4.2	1.5	1,964	1,623	5.0	2.6	2,357	1,910	5.9	3.7	2,584	2,045	6.8	4.8
		26	1,764	1,521	4.7	2.1	2,149	1,826	5.7	3.4	2,578	2,149	6.7	4.7	2,827	2,301	7.6	5.9
		27	1,897	1,690	5.2	2.8	2,310	2,029	6.3	4.2	2,773	2,388	7.4	5.7	3,040	2,557	8.5	7.1
		28	1,992	1,859	5.8	3.5	2,426	2,231	6.9	5.0	2,911	2,627	8.2	6.7	3,192	2,812	9.3	8.2
		29	2,087	2,045	6.3	4.2	2,542	2,455	7.5	5.9	3,050	2,889	8.9	7.6	3,344	3,094	10.2	9.3
		30	2,182	2,198	6.8	4.9	2,657	2,637	8.2	6.7	3,188	3,104	9.6	8.6	3,496	3,324	11.0	10.4
	7	24	1,277	1,063	3.0	0.1	1,532	1,250	3.3	0.2	1,842	1,480	4.0	1.2	2,025	1,581	4.4	1.7
		25	1,447	1,251	3.5	0.5	1,737	1,471	3.7	0.9	2,088	1,741	4.6	2.0	2,295	1,859	5.0	2.6
		26	1,583	1,407	3.9	1.1	1,900	1,655	4.2	1.5	2,284	1,959	5.2	2.7	2,511	2,092	5.7	3.4
		27	1,702	1,564	4.4	1.7	2,043	1,838	4.7	2.1	2,456	2,176	5.7	3.5	2,700	2,324	6.3	4.2
		28	1,788	1,720	4.8	2.2	2,145	2,022	5.1	2.7	2,579	2,394	6.3	4.2	2,835	2,557	6.9	5.0
		29	1,873	1,892	5.2	2.8	2,247	2,224	5.6	3.3	2,702	2,633	6.9	5.0	2,970	2,812	7.5	5.9
		30	1,958	2,033	5.7	3.4	2,349	2,390	6.1	3.9	2,825	2,829	7.4	5.7	3,105	3,022	8.2	6.7
	8	24	985	833	1.9	0.1	1,186	991	2.1	0.1	1,788	1,466	2.5	0.1	1,550	1,250	2.8	0.1
		25	1,116	980	2.2	0.1	1,344	1,166	2.4	0.1	2,026	1,724	2.9	0.1	1,757	1,471	3.2	0.1
		26	1,221	1,103	2.5	0.1	1,470	1,312	2.7	0.1	2,217	1,940	3.3	0.2	1,923	1,655	3.6	0.6
		27	1,313	1,226	2.7	0.1	1,581	1,458	3.0	0.1	2,383	2,155	3.6	0.7	2,067	1,838	4.0	1.1
		28	1,379	1,348	3.0	0.1	1,660	1,604	3.3	0.3	2,503	2,371	4.0	1.2	2,171	2,022	4.3	1.7
		29	1,445	1,483	3.3	0.3	1,739	1,764	3.6	0.6	2,622	2,608	4.4	1.7	2,274	2,224	4.7	2.2
		30	1,510	1,593	3.6	0.6	1,818	1,895	3.9	1.0	2,741	2,802	4.7	2.1	2,377	2,390	5.1	2.7
6	4	24	1,338	1,093	5.6	3.2	1,627	1,311	6.5	4.5	1,946	1,530	7.7	6.1	2,144	1,646	8.7	7.4
		25	1,517	1,286	6.3	4.3	1,844	1,543	7.5	5.7	2,206	1,800	8.8	7.5	2,430	1,936	9.9	9.0
		26	1,659	1,446	7.1	5.3	2,018	1,736	8.4	6.9	2,414	2,025	9.9	9.0	2,659	2,178	11.2	10.6
		27	1,784	1,607	7.9	6.4	2,169	1,929	9.3	8.2	2,595	2,250	11.0	10.4	2,859	2,420	12.4	12.2
		28	1,873	1,768	8.7	7.4	2,278	2,121	10.2	9.4	2,725	2,475	12.1	11.9	3,002	2,662	13.7	13.9
		29	1,963	1,945	9.5	8.4	2,386	2,334	11.2	10.6	2,855	2,723	13.2	13.3	3,145	2,928	14.9	15.5
		30	2,052	2,089	10.3	9.5	2,495	2,507	12.1	11.8	2,984	2,925	14.4	14.8	3,288	3,146	16.1	17.1
	5	24	1,262	1,080	3.6	0.7	1,448	1,225	4.4	1.7	1,825	1,504	5.9	3.7	2,007	1,594	6.5	4.4
		25	1,430	1,271	4.1	1.4	1,641	1,441	5.0	2.5	2,068	1,770	6.7	4.8	2,275	1,876	7.4	5.7
		26	1,565	1,429	4.7	2.1	1,796	1,621	5.6	3.3	2,263	1,991	7.6	5.9	2,489	2,110	8.3	6.9
		27	1,683	1,588	5.2	2.7	1,931	1,801	6.2	4.1	2,433	2,212	8.4	7.0	2,676	2,345	9.2	8.1
		28	1,767	1,747	5.7	3.4	2,027	1,981	6.8	4.9	2,555	2,433	9.3	8.1	2,810	2,579	10.2	9.3
		29	1,851	1,922	6.2	4.1	2,124	2,179	7.5	5.7	2,676	2,677	10.1	9.2	2,944	2,837	11.1	10.5
		30	1,935	2,065	6.7	4.8	2,221	2,341	8.1	6.6	2,798	2,876	10.9	10.3	3,078	3,048	12.0	11.7
	6	24	1,186	1,054	3.4	0.4	1,445	1,234	3.6	0.7	1,734	1,453	4.4	1.8	1,901	1,556	4.9	2.4
		25	1,344	1,240	3.9	1.0	1,637	1,452	4.1	1.4	1,965	1,709	5.1	2.6	2,154	1,830	5.6	3.3
		26	1,471	1,395	4.3	1.7	1,791	1,634	4.7	2.1	2,150	1,923	5.7	3.4	2,357	2,059	6.3	4.2
		27	1,581	1,550	4.8	2.3	1,926	1,815	5.2	2.7	2,311	2,137	6.3	4.3	2,534	2,288	7.0	5.1
		28	1,661	1,705	5.3	2.9	2,022	1,997	5.7	3.4	2,427	2,350	7.0	5.1	2,661	2,517	7.7	6.0
		29	1,740	1,876	5.8	3.6	2,119	2,196	6.2	4.1	2,542	2,585	7.6	5.9	2,788	2,768	8.4	6.9
		30	1,819	2,016	6.3	4.2	2,215	2,360	6.7	4.8	2,658	2,778	8.3	6.8	2,915	2,974	9.1	7.8
	7	24	1,064	951	2.6	0.1	1,277	1,119	2.8	0.1	1,536	1,324	3.4	0.4	1,688	1,414	3.8	0.9
		25	1,206	1,119	3.0	0.1	1,448	1,316	3.2	0.2	1,741	1,558	3.9	1.1	1,913	1,664	4.3	1.6
		26	1,320	1,259	3.4	0.3	1,584	1,480	3.6	0.7	1,904	1,753	4.4	1.7	2,093	1,872	4.8	2.3
		27	1,419	1,399	3.7	0.8	1,703	1,645	4.0	1.2	2,048	1,948	4.9	2.4	2,251	2,080	5.4	3.0
		28	1,490	1,539	4.1	1.3	1,788	1,809	4.4	1.7	2,150	2,142	5.4	3.0	2,363	2,288	5.9	3.7
		29	1,561	1,693	4.5	1.8	1,873	1,990	4.8	2.3	2,253	2,356	5.9	3.7	2,476	2,517	6.5	4.4
		30	1,632	1,819	4.8	2.3	1,959	2,138	5.2	2.8	2,355	2,532	6.4	4.3	2,588	2,704	7.0	5.1
	8	24	821	746	1.6	0.1	988	887	1.8	0.1	1,490	1,311	2.2	0.1	1,293	1,119	2.4	0.1
		25	931	877	1.9	0.1	1,120	1,044	2.0	0.1	1,689	1,543	2.5	0.1	1,465	1,316	2.7	0.1
		26	1,018	987	2.1	0.1	1,226	1,174	2.3	0.1	1,848	1,736	2.8	0.1	1,603	1,480	3.0	0.1
		27	1,095	1,097	2.3	0.1	1,318	1,305	2.6	0.1	1,987	1,929	3.1	0.0	1,723	1,645	3.4	0.4
		28	1,150	1,206	2.6	0.1	1,384	1,435	2.8	0.1	2,086	2,121	3.4	0.4	1,810	1,809	3.7	0.8
		29	1,204	1,327	2.8	0.1	1,450	1,579	3.1	0.1	2,186	2,334	3.7	0.8	1,896	1,990	4.1	1.3
		30	1,259	1,393	3.0	0.1	1,516	1,657	3.3	0.3	2,285	2,449	4.0	1.2	1,982	2,089	4.4	1.7

Note

1. TC : Total capacity(W), SHC : Sensible Heat Capacity(W)
2. Performances are based on the following conditions :
   1) Cooling
      - Inlet/Outlet Water Temp. 7°C / 12°C, Indoor Air Temp. 27°CDB / 19°CWB

6. Capacity Tables

Inlet Water Temp. (℃)	Water Temp Difference (℃)	Air Temp (℃ DB)	Air Temp(17℃ WB)				Air Temp(19℃ WB)				Air Temp(21℃ WB)				Air Temp(23℃ WB)			
			TC (W)	SHC (W)	Water Flow Rate (LPM)	Pressure Drop (kPa)	TC (W)	SHC (W)	Water Flow Rate (LPM)	Pressure Drop (kPa)	TC (W)	SHC (W)	Water Flow Rate (LPM)	Pressure Drop (kPa)	TC (W)	SHC (W)	Water Flow Rate (LPM)	Pressure Drop (kPa)
7	4	24	1,214	991	5.3	2.9	1,476	1,190	5.7	3.4	1,765	1,388	7.0	5.1	1,945	1,493	7.7	6.0
		25	1,376	1,166	6.1	3.9	1,673	1,399	6.5	4.5	2,001	1,633	8.0	6.4	2,204	1,756	8.8	7.5
		26	1,505	1,312	6.9	4.9	1,830	1,574	7.3	5.5	2,189	1,837	9.0	7.7	2,411	1,976	9.9	8.9
		27	1,618	1,458	7.6	5.9	1,968	1,749	8.1	6.6	2,354	2,041	10.0	9.0	2,593	2,195	11.0	10.4
		28	1,699	1,604	8.4	6.9	2,066	1,924	8.9	7.7	2,472	2,245	11.0	10.3	2,723	2,415	12.1	11.8
		29	1,780	1,764	9.1	7.9	2,165	2,117	9.7	8.7	2,589	2,469	12.0	11.6	2,852	2,656	13.2	13.2
		30	1,861	1,895	9.9	8.9	2,263	2,274	10.6	9.8	2,707	2,653	13.0	13.0	2,982	2,854	14.3	14.7
	5	24	1,145	980	3.3	0.3	1,379	1,166	3.9	1.1	1,655	1,364	4.8	2.2	1,821	1,446	5.3	2.8
		25	1,297	1,152	3.8	0.9	1,563	1,372	4.5	1.8	1,876	1,605	5.5	3.1	2,063	1,701	6.0	3.8
		26	1,420	1,297	4.3	1.6	1,710	1,544	5.0	2.6	2,052	1,806	6.1	4.0	2,258	1,914	6.8	4.8
		27	1,526	1,441	4.8	2.2	1,800	1,676	5.6	3.3	2,207	2,007	6.8	4.9	2,427	2,127	7.5	5.8
		28	1,603	1,585	5.2	2.8	1,931	1,887	6.2	4.0	2,317	2,207	7.5	5.8	2,549	2,339	8.3	6.8
		29	1,679	1,743	5.7	3.4	2,023	2,075	6.7	4.8	2,427	2,428	8.2	6.7	2,670	2,573	9.0	7.8
		30	1,755	1,873	6.2	4.1	2,115	2,230	7.3	5.5	2,538	2,609	8.9	7.6	2,792	2,765	9.8	8.7
	6	24	1,076	956	2.7	0.1	1,310	1,120	2.9	0.1	1,572	1,318	3.6	0.7	1,724	1,411	4.0	1.1
		25	1,219	1,125	3.1	0.1	1,485	1,317	3.4	0.4	1,782	1,550	4.1	1.4	1,954	1,660	4.5	1.9
		26	1,334	1,266	3.5	0.6	1,625	1,482	3.8	0.9	1,950	1,744	4.6	2.0	2,138	1,868	5.1	2.6
		27	1,434	1,406	3.9	1.1	1,747	1,646	4.2	1.5	2,096	1,938	5.2	2.7	2,299	2,075	5.7	3.4
		28	1,506	1,547	4.3	1.6	1,834	1,811	4.6	2.0	2,201	2,132	5.7	3.4	2,414	2,283	6.2	4.1
		29	1,578	1,702	4.7	2.1	1,922	1,992	5.0	2.6	2,306	2,345	6.2	4.1	2,529	2,511	6.8	4.9
		30	1,650	1,828	5.1	2.6	2,009	2,140	5.5	3.1	2,411	2,519	6.7	4.7	2,644	2,698	7.4	5.6
	7	24	965	863	2.1	0.1	1,159	1,015	2.3	0.1	1,393	1,201	2.8	0.1	1,531	1,283	3.1	0.1
		25	1,094	1,015	2.4	0.1	1,313	1,194	2.6	0.1	1,579	1,413	3.2	0.1	1,735	1,509	3.5	0.5
		26	1,197	1,142	2.7	0.1	1,437	1,343	2.9	0.1	1,727	1,590	3.6	0.6	1,898	1,698	3.9	1.1
		27	1,287	1,269	3.0	0.1	1,545	1,492	3.2	0.2	1,857	1,766	4.0	1.2	2,041	1,887	4.4	1.7
		28	1,352	1,396	3.3	0.3	1,622	1,641	3.6	0.6	1,950	1,943	4.4	1.7	2,143	2,075	4.8	2.3
		29	1,416	1,536	3.6	0.7	1,699	1,805	3.9	1.1	2,043	2,137	4.8	2.2	2,245	2,283	5.2	2.8
		30	1,480	1,650	3.9	1.1	1,776	1,940	4.2	1.5	2,136	2,296	5.2	2.7	2,347	2,452	5.7	3.4
	8	24	745	676	1.3	0.1	897	805	1.5	0.1	1,352	1,190	1.8	0.1	1,172	1,015	1.9	0.1
		25	844	796	1.5	0.1	1,016	947	1.7	0.1	1,532	1,399	2.0	0.1	1,329	1,194	2.2	0.1
		26	924	895	1.7	0.1	1,112	1,065	1.9	0.1	1,676	1,574	2.3	0.1	1,454	1,343	2.5	0.1
		27	993	995	1.9	0.1	1,195	1,183	2.1	0.1	1,802	1,749	2.5	0.1	1,563	1,492	2.7	0.1
		28	1,043	1,094	2.1	0.1	1,255	1,302	2.3	0.1	1,892	1,924	2.8	0.1	1,641	1,641	3.0	0.1
		29	1,092	1,204	2.3	0.1	1,315	1,432	2.5	0.1	1,982	2,117	3.0	0.1	1,719	1,805	3.3	0.3
		30	1,142	1,263	2.5	0.1	1,375	1,503	2.7	0.1	2,073	2,222	3.3	0.2	1,798	1,895	3.6	0.6
8	4	24	983	839	5.0	2.5	1,195	1,007	5.3	3.0	1,430	1,175	6.6	4.6	1,575	1,263	7.2	5.4
		25	1,114	987	5.7	3.5	1,355	1,184	6.1	4.0	1,621	1,382	7.5	5.8	1,785	1,486	8.3	6.8
		26	1,219	1,110	6.4	4.4	1,482	1,333	6.9	5.0	1,773	1,555	8.4	7.0	1,953	1,672	9.3	8.1
		27	1,311	1,234	7.2	5.4	1,594	1,481	7.6	6.0	1,907	1,727	9.4	8.3	2,100	1,858	10.3	9.5
		28	1,376	1,357	7.9	6.3	1,674	1,629	8.4	7.0	2,002	1,900	10.3	9.5	2,205	2,044	11.4	10.9
		29	1,442	1,493	8.6	7.2	1,753	1,792	9.2	8.0	2,097	2,090	11.3	10.7	2,310	2,248	12.4	12.2
		30	1,507	1,604	9.3	8.2	1,833	1,925	9.9	9.0	2,193	2,246	12.2	11.9	2,415	2,415	13.4	13.6
	5	24	927	829	3.1	0.1	1,241	1,073	3.8	0.9	1,341	1,155	4.5	1.9	1,475	1,224	4.9	2.4
		25	1,051	975	3.6	0.7	1,407	1,262	4.3	1.7	1,519	1,359	5.1	2.7	1,671	1,440	5.6	3.4
		26	1,150	1,097	4.0	1.2	1,539	1,420	4.9	2.4	1,662	1,529	5.8	3.5	1,829	1,620	6.4	4.3
		27	1,236	1,219	4.5	1.8	1,655	1,578	5.4	3.1	1,788	1,698	6.4	4.4	1,966	1,800	7.1	5.2
		28	1,298	1,341	4.9	2.4	1,738	1,736	6.0	3.8	1,877	1,868	7.1	5.2	2,065	1,980	7.8	6.1
		29	1,360	1,475	5.4	3.0	1,821	1,909	6.5	4.5	1,966	2,055	7.7	6.1	2,163	2,178	8.5	7.1
		30	1,422	1,585	5.8	3.6	1,903	2,051	7.1	5.2	2,056	2,208	8.4	6.9	2,261	2,340	9.2	8.0
	6	24	871	809	2.6	0.1	1,061	948	2.8	0.1	1,274	1,115	3.4	0.4	1,396	1,194	3.7	0.8
		25	988	952	3.0	0.1	1,203	1,115	3.2	0.1	1,443	1,312	3.9	1.0	1,583	1,405	4.3	1.5
		26	1,081	1,071	3.3	0.3	1,316	1,254	3.6	0.6	1,579	1,476	4.4	1.7	1,732	1,581	4.8	2.2
		27	1,162	1,190	3.7	0.8	1,415	1,394	4.0	1.1	1,698	1,640	4.8	2.3	1,862	1,756	5.3	2.9
		28	1,220	1,309	4.1	1.3	1,486	1,533	4.3	1.7	1,783	1,804	5.3	2.9	1,955	1,932	5.9	3.6
		29	1,278	1,381	4.4	1.8	1,557	1,616	4.7	2.2	1,868	1,903	5.8	3.6	2,048	2,037	6.4	4.3
		30	1,336	1,464	4.8	2.2	1,627	1,770	5.1	2.7	1,953	2,083	6.3	4.2	2,141	2,231	6.9	5.0
	7	24	782	730	2.0	0.1	938	859	2.1	0.1	1,128	1,017	2.6	0.1	1,240	1,086	2.9	0.1
		25	886	859	2.3	0.1	1,064	1,010	2.4	0.1	1,279	1,196	3.0	0.1	1,405	1,277	3.3	0.3
		26	970	967	2.6	0.1	1,164	1,137	2.8	0.1	1,399	1,346	3.4	0.4	1,538	1,437	3.7	0.8
		27	1,043	1,074	2.8	0.1	1,251	1,263	3.1	0.1	1,504	1,495	3.7	0.9	1,653	1,597	4.1	1.3
		28	1,095	1,182	3.1	0.1	1,314	1,389	3.4	0.4	1,580	1,645	4.1	1.3	1,736	1,756	4.5	1.9
		29	1,147	1,246	3.4	0.4	1,376	1,465	3.7	0.8	1,655	1,734	4.5	1.8	1,819	1,852	4.9	2.4
		30	1,199	1,321	3.7	0.8	1,439	1,553	4.0	1.2	1,730	1,839	4.9	2.3	1,901	1,996	5.3	3.0
	8	24	603	573	1.3	0.1	726	681	1.4	0.1	1,095	1,007	1.7	0.1	950	859	1.8	0.1
		25	684	674	1.4	0.1	823	801	1.6	0.1	1,241	1,184	1.9	0.1	1,076	1,010	2.1	0.1
		26	748	758	1.6	0.1	900	901	1.8	0.1	1,358	1,333	2.1	0.1	1,178	1,137	2.3	0.1
		27	804	842	1.8	0.1	968	1,002	1.9	0.1	1,460	1,481	2.4	0.1	1,266	1,263	2.6	0.1
		28	845	926	2.0	0.1	1,017	1,102	2.1	0.1	1,533	1,629	2.6	0.1	1,329	1,389	2.8	0.1
		29	885	977	2.1	0.1	1,065	1,162	2.3	0.1	1,606	1,718	2.8	0.1	1,393	1,465	3.1	0.0
		30	925	1,027	2.3	0.1	1,113	1,222	2.5	0.1	1,679	1,806	3.1	0.1	1,456	1,553	3.4	0.4

Note

1. TC : Total capacity(W), SHC : Sensible Heat Capacity(W)
2. Performances are based on the following conditions :
   1) Cooling
      - Inlet/Outlet Water Temp. 7°C / 12°C, Indoor Air Temp. 27°CDB / 19°CWB

6. Capacity Tables

Inlet Water Temp. (℃)	Water Temp Difference (℃)	Air Temp (℃ DB)	Air Temp(17℃ WB)				Air Temp(19℃ WB)				Air Temp(21℃ WB)				Air Temp(23℃ WB)			
			TC (W)	SHC (W)	Water Flow Rate (LPM)	Pressure Drop (kPa)	TC (W)	SHC (W)	Water Flow Rate (LPM)	Pressure Drop (kPa)	TC (W)	SHC (W)	Water Flow Rate (LPM)	Pressure Drop (kPa)	TC (W)	SHC (W)	Water Flow Rate (LPM)	Pressure Drop (kPa)
9	4	24	816	716	4.2	1.5	992	859	4.5	1.9	1,187	1,003	5.5	3.2	1,308	1,079	6.1	3.9
		25	925	843	4.8	2.3	1,125	1,011	5.1	2.7	1,345	1,180	6.3	4.2	1,482	1,269	7.0	5.1
		26	1,012	948	5.4	3.1	1,230	1,137	5.8	3.5	1,472	1,327	7.1	5.3	1,621	1,427	7.8	6.2
		27	1,088	1,053	6.0	3.9	1,323	1,264	6.4	4.4	1,583	1,475	7.9	6.3	1,744	1,586	8.7	7.4
		28	1,143	1,159	6.6	4.7	1,389	1,390	7.1	5.2	1,662	1,622	8.7	7.3	1,831	1,745	9.6	8.5
		29	1,197	1,274	7.2	5.4	1,455	1,529	7.7	6.1	1,741	1,784	9.5	8.4	1,918	1,919	10.4	9.6
		30	1,251	1,369	7.8	6.2	1,522	1,643	8.4	6.9	1,820	1,917	10.3	9.4	2,005	2,062	11.3	10.8
	5	24	770	708	2.6	0.1	1,131	991	3.5	0.5	1,113	986	3.8	0.9	1,224	1,045	4.2	1.4
		25	872	833	3.0	0.1	1,282	1,166	4.0	1.2	1,261	1,160	4.3	1.6	1,387	1,229	4.8	2.2
		26	954	937	3.4	0.4	1,402	1,312	4.5	1.8	1,380	1,305	4.9	2.3	1,518	1,383	5.3	3.0
		27	1,026	1,041	3.8	0.9	1,508	1,458	5.0	2.5	1,484	1,450	5.4	3.1	1,632	1,536	5.9	3.7
		28	1,078	1,145	4.1	1.4	1,583	1,604	5.5	3.1	1,558	1,595	6.0	3.8	1,714	1,690	6.5	4.5
		29	1,129	1,207	4.5	1.9	1,659	1,691	6.0	3.8	1,632	1,682	6.5	4.5	1,795	1,782	7.1	5.3
		30	1,180	1,270	4.9	2.4	1,734	1,778	6.5	4.5	1,706	1,769	7.0	5.2	1,877	1,874	7.7	6.1
	6	24	723	691	2.2	0.1	881	809	2.3	0.1	1,057	952	2.9	0.1	1,159	1,020	3.1	0.1
		25	820	813	2.5	0.1	999	952	2.7	0.1	1,198	1,120	3.3	0.2	1,314	1,199	3.6	0.7
		26	897	914	2.8	0.1	1,092	1,071	3.0	0.1	1,311	1,260	3.7	0.8	1,437	1,349	4.0	1.2
		27	965	1,016	3.1	0.0	1,175	1,190	3.3	0.3	1,410	1,400	4.1	1.3	1,546	1,499	4.5	1.8
		28	1,013	1,087	3.4	0.4	1,233	1,273	3.7	0.8	1,480	1,498	4.5	1.8	1,623	1,604	4.9	2.4
		29	1,061	1,148	3.7	0.8	1,292	1,344	4.0	1.2	1,551	1,582	4.9	2.4	1,700	1,694	5.4	3.0
		30	1,109	1,219	4.0	1.2	1,351	1,427	4.3	1.6	1,621	1,680	5.3	2.9	1,778	1,799	5.8	3.6
	7	24	649	624	1.7	0.1	779	733	1.8	0.1	937	868	2.2	0.1	1,029	927	2.4	0.1
		25	736	734	1.9	0.1	883	862	2.1	0.1	1,062	1,021	2.5	0.1	1,167	1,090	2.8	0.1
		26	805	825	2.2	0.1	966	970	2.3	0.1	1,161	1,149	2.8	0.1	1,276	1,227	3.1	0.0
		27	866	917	2.4	0.1	1,039	1,078	2.6	0.1	1,249	1,276	3.1	0.1	1,373	1,363	3.5	0.5
		28	909	981	2.6	0.1	1,091	1,153	2.8	0.1	1,311	1,366	3.5	0.5	1,441	1,458	3.8	0.9
		29	952	1,036	2.9	0.1	1,143	1,218	3.1	0.0	1,374	1,442	3.8	0.9	1,510	1,540	4.2	1.4
		30	995	1,100	3.1	0.0	1,195	1,294	3.3	0.3	1,436	1,532	4.1	1.3	1,578	1,636	4.5	1.9
	8	24	501	489	1.1	0.1	603	581	1.1	0.1	909	859	1.4	0.1	788	733	1.5	0.1
		25	568	575	1.2	0.1	683	684	1.3	0.1	1,030	1,011	1.6	0.1	893	862	1.7	0.1
		26	621	647	1.4	0.1	747	769	1.5	0.1	1,127	1,137	1.8	0.1	977	970	2.0	0.1
		27	668	719	1.5	0.1	804	855	1.6	0.1	1,212	1,264	2.0	0.1	1,051	1,078	2.2	0.1
		28	701	769	1.7	0.1	844	915	1.8	0.1	1,272	1,352	2.2	0.1	1,104	1,153	2.4	0.1
		29	735	812	1.8	0.1	884	966	2.0	0.1	1,333	1,428	2.4	0.1	1,156	1,218	2.6	0.1
		30	768	862	2.0	0.1	924	1,026	2.1	0.1	1,394	1,517	2.6	0.1	1,209	1,294	2.8	0.1

Note

1. TC : Total capacity(W), SHC : Sensible Heat Capacity(W)
2. Performances are based on the following conditions :
   1) Cooling
      - Inlet/Outlet Water Temp. 7°C / 12°C, Indoor Air Temp. 27°CDB / 19°CWB

6. Capacity Tables

◆ WFCA007R2TA

Inlet Water Temp. (℃)	Water Temp Difference (℃)	Air Temp (℃ DB)	Air Temp(17℃ WB)				Air Temp(19℃ WB)				Air Temp(21℃ WB)				Air Temp(23℃ WB)			
			TC (W)	SHC (W)	Water Flow Rate (LPM)	Pressure Drop (kPa)	TC (W)	SHC (W)	Water Flow Rate (LPM)	Pressure Drop (kPa)	TC (W)	SHC (W)	Water Flow Rate (LPM)	Pressure Drop (kPa)	TC (W)	SHC (W)	Water Flow Rate (LPM)	Pressure Drop (kPa)
5	4	24	2,477	1,599	7.8	8.6	2,704	1,813	8.6	10.2	3,235	2,115	9.7	12.7	3,563	2,275	11.2	16.0
		25	2,807	1,882	9.0	11.0	3,065	2,132	9.8	12.9	3,666	2,488	11.1	15.7	4,039	2,676	12.8	19.5
		26	3,071	2,117	10.1	13.5	3,353	2,399	11.0	15.6	4,011	2,799	12.5	18.8	4,419	3,011	14.4	23.0
		27	3,302	2,352	11.2	16.0	3,606	2,666	12.3	18.3	4,313	3,110	13.9	21.9	4,751	3,345	16.0	26.6
		28	3,467	2,587	12.3	18.5	3,786	2,932	13.5	21.0	4,529	3,421	15.2	24.9	4,989	3,680	17.6	30.1
		29	3,633	2,846	13.4	20.9	3,966	3,225	14.7	23.8	4,745	3,763	16.6	28.0	5,226	4,047	19.2	33.7
		30	3,798	3,058	14.5	23.4	4,146	3,465	15.9	26.5	4,960	4,043	18.0	31.1	5,464	4,349	20.8	37.2
	5	24	2,098	1,473	5.6	3.6	2,198	1,601	6.2	5.0	3,033	2,079	8.2	9.4	3,336	2,204	9.7	12.7
		25	2,377	1,733	6.4	5.4	2,491	1,883	7.1	6.9	3,437	2,446	9.4	12.0	3,781	2,592	11.1	15.7
		26	2,601	1,949	7.2	7.1	2,725	2,119	8.0	8.9	3,761	2,752	10.5	14.6	4,137	2,916	12.5	18.8
		27	2,797	2,166	8.0	8.9	2,930	2,354	8.9	10.9	4,044	3,058	11.7	17.2	4,448	3,240	13.9	21.9
		28	2,937	2,383	8.8	10.7	3,077	2,590	9.8	12.8	4,246	3,363	12.9	19.8	4,670	3,565	15.2	24.9
		29	3,077	2,621	9.6	12.4	3,223	2,849	10.7	14.8	4,448	3,700	14.1	22.3	4,893	3,921	16.6	28.0
		30	3,216	2,816	10.4	14.2	3,370	3,061	11.5	16.8	4,650	3,975	15.2	24.9	5,115	4,213	18.0	31.1
	6	24	1,971	1,422	4.8	2.0	2,401	1,706	5.8	4.1	2,881	2,008	6.9	6.4	3,159	2,150	7.8	8.6
		25	2,234	1,673	5.5	3.5	2,721	2,007	6.6	5.9	3,265	2,362	7.8	8.6	3,580	2,530	9.0	11.0
		26	2,444	1,882	6.2	5.0	2,977	2,258	7.5	7.8	3,573	2,658	8.8	10.8	3,917	2,846	10.1	13.5
		27	2,628	2,091	6.9	6.6	3,201	2,509	8.3	9.6	3,841	2,953	9.8	12.9	4,212	3,162	11.2	16.0
		28	2,760	2,300	7.6	8.1	3,361	2,760	9.1	11.5	4,034	3,248	10.8	15.1	4,423	3,478	12.3	18.5
		29	2,891	2,530	8.3	9.6	3,521	3,036	10.0	13.3	4,226	3,573	11.8	17.3	4,633	3,826	13.4	20.9
		30	3,023	2,718	9.0	11.2	3,681	3,261	10.8	15.1	4,418	3,839	12.7	19.4	4,844	4,111	14.5	23.4
	7	24	1,769	1,315	4.0	0.1	2,123	1,546	4.3	0.8	2,553	1,830	5.3	3.0	2,805	1,955	5.8	4.1
		25	2,005	1,547	4.6	1.4	2,406	1,819	4.9	2.2	2,893	2,153	6.1	4.6	3,179	2,300	6.6	5.9
		26	2,194	1,740	5.2	2.7	2,632	2,046	5.6	3.5	3,165	2,423	6.8	6.3	3,479	2,587	7.5	7.8
		27	2,359	1,934	5.8	4.0	2,831	2,274	6.2	4.9	3,403	2,692	7.6	8.0	3,740	2,875	8.3	9.6
		28	2,477	2,127	6.3	5.2	2,972	2,501	6.8	6.3	3,574	2,961	8.3	9.6	3,927	3,162	9.1	11.5
		29	2,595	2,340	6.9	6.5	3,114	2,751	7.4	7.6	3,744	3,257	9.1	11.3	4,114	3,478	10.0	13.3
		30	2,713	2,514	7.5	7.8	3,255	2,956	8.0	9.0	3,914	3,499	9.8	13.0	4,301	3,737	10.8	15.1
	8	24	1,365	1,031	2.5	0.1	1,643	1,226	2.8	0.1	2,477	1,813	3.4	0.1	2,148	1,546	3.7	0.1
		25	1,547	1,213	2.9	0.1	1,862	1,443	3.2	0.1	2,807	2,132	3.8	0.1	2,435	1,819	4.2	0.5
		26	1,692	1,364	3.3	0.1	2,037	1,623	3.5	0.1	3,071	2,399	4.3	0.8	2,664	2,046	4.7	1.6
		27	1,820	1,516	3.6	0.1	2,190	1,803	3.9	0.1	3,302	2,666	4.8	1.8	2,864	2,274	5.2	2.8
		28	1,911	1,667	4.0	0.1	2,300	1,983	4.3	0.8	3,467	2,932	5.3	2.9	3,007	2,501	5.7	3.9
		29	2,002	1,834	4.3	0.9	2,409	2,182	4.7	1.7	3,633	3,225	5.8	4.0	3,151	2,751	6.3	5.1
		30	2,093	1,970	4.7	1.7	2,519	2,344	5.1	2.6	3,798	3,465	6.2	5.0	3,294	2,956	6.8	6.2
6	4	24	1,854	1,352	7.3	7.5	2,254	1,622	8.6	10.3	2,697	1,892	10.2	13.8	2,971	2,035	11.5	16.6
		25	2,101	1,590	8.4	9.8	2,555	1,908	9.8	13.0	3,056	2,226	11.7	17.0	3,367	2,395	13.1	20.3
		26	2,299	1,789	9.4	12.1	2,795	2,147	11.1	15.7	3,344	2,504	13.1	20.3	3,684	2,694	14.8	23.9
		27	2,472	1,988	10.5	14.4	3,006	2,385	12.3	18.5	3,596	2,783	14.6	23.5	3,961	2,993	16.4	27.5
		28	2,596	2,186	11.5	16.7	3,156	2,624	13.5	21.2	3,776	3,061	16.0	26.7	4,159	3,292	18.1	31.2
		29	2,719	2,405	12.6	19.1	3,306	2,886	14.8	23.9	3,955	3,367	17.5	29.9	4,357	3,622	19.7	34.8
		30	2,843	2,584	13.6	21.4	3,457	3,101	16.0	26.6	4,135	3,618	19.0	33.2	4,555	3,891	21.3	38.4
	5	24	1,749	1,336	4.8	1.8	2,007	1,514	5.7	4.0	2,528	1,860	7.8	8.5	2,781	1,972	8.6	10.2
		25	1,982	1,571	5.5	3.3	2,274	1,782	6.6	5.8	2,865	2,189	8.9	10.9	3,152	2,320	9.8	12.9
		26	2,168	1,768	6.2	4.8	2,488	2,004	7.4	7.6	3,135	2,462	10.0	13.4	3,449	2,610	11.0	15.6
		27	2,332	1,964	6.8	6.4	2,675	2,227	8.2	9.4	3,371	2,736	11.1	15.8	3,708	2,900	12.2	18.3
		28	2,448	2,161	7.5	7.9	2,809	2,450	9.0	11.2	3,540	3,010	12.2	18.3	3,894	3,190	13.4	21.0
		29	2,565	2,377	8.2	9.4	2,943	2,695	9.9	13.0	3,708	3,310	13.3	20.8	4,079	3,509	14.7	23.7
		30	2,681	2,554	8.9	10.9	3,077	2,895	10.7	14.9	3,877	3,557	14.5	23.2	4,264	3,770	15.9	26.4
	6	24	1,643	1,304	4.5	1.1	2,002	1,527	4.8	1.8	2,402	1,797	5.9	4.2	2,634	1,924	6.4	5.5
		25	1,862	1,534	5.1	2.5	2,268	1,796	5.5	3.3	2,722	2,114	6.7	6.1	2,985	2,264	7.4	7.5
		26	2,038	1,726	5.7	3.9	2,482	2,020	6.2	4.8	2,978	2,378	7.5	7.9	3,266	2,547	8.3	9.6
		27	2,191	1,917	6.4	5.4	2,669	2,245	6.8	6.4	3,202	2,642	8.4	9.8	3,511	2,829	9.2	11.6
		28	2,301	2,109	7.0	6.8	2,802	2,469	7.5	7.9	3,363	2,907	9.2	11.6	3,687	3,112	10.1	13.6
		29	2,410	2,320	7.7	8.2	2,936	2,716	8.2	9.4	3,523	3,197	10.1	13.5	3,863	3,424	11.1	15.7
		30	2,520	2,493	8.3	9.6	3,069	2,918	8.9	10.9	3,683	3,435	10.9	15.4	4,038	3,678	12.0	17.7
	7	24	1,475	1,177	3.4	0.1	1,770	1,383	3.7	0.1	2,128	1,638	4.5	1.3	2,339	1,749	5.0	2.2
		25	1,671	1,384	3.9	0.1	2,006	1,628	4.2	0.6	2,412	1,927	5.2	2.7	2,650	2,058	5.7	3.8
		26	1,829	1,557	4.4	1.0	2,195	1,831	4.8	1.8	2,639	2,168	5.8	4.1	2,900	2,315	6.4	5.4
		27	1,966	1,730	4.9	2.1	2,360	2,034	5.3	2.9	2,837	2,409	6.5	5.6	3,118	2,572	7.1	7.0
		28	2,065	1,903	5.4	3.2	2,478	2,238	5.8	4.1	2,979	2,649	7.1	7.0	3,274	2,829	7.8	8.5
		29	2,163	2,094	5.9	4.3	2,596	2,462	6.3	5.3	3,121	2,914	7.8	8.4	3,430	3,112	8.5	10.1
		30	2,261	2,250	6.4	5.4	2,714	2,645	6.9	6.4	3,263	3,131	8.4	9.8	3,586	3,344	9.2	11.7
	8	24	1,138	922	2.2	0.1	1,369	1,097	2.4	0.1	2,065	1,622	2.9	0.1	1,791	1,383	3.1	0.1
		25	1,289	1,085	2.5	0.1	1,552	1,291	2.7	0.1	2,340	1,908	3.3	0.1	2,030	1,628	3.6	0.1
		26	1,411	1,221	2.8	0.1	1,698	1,452	3.0	0.1	2,560	2,147	3.7	0.1	2,221	1,831	4.0	0.1
		27	1,517	1,356	3.1	0.1	1,826	1,613	3.4	0.1	2,753	2,385	4.1	0.3	2,388	2,034	4.5	1.1
		28	1,593	1,492	3.4	0.1	1,917	1,775	3.7	0.1	2,891	2,624	4.5	1.2	2,507	2,238	4.9	2.1
		29	1,669	1,641	3.7	0.1	2,009	1,952	4.0	0.2	3,028	2,886	4.9	2.1	2,627	2,462	5.4	3.1
		30	1,744	1,722	4.0	0.2	2,100	2,049	4.4	0.9	3,166	3,029	5.3	3.0	2,746	2,584	5.8	4.1

Note

1. TC : Total capacity(W), SHC : Sensible Heat Capacity(W)
2. Performances are based on the following conditions :
   1) Cooling
      - Inlet/Outlet Water Temp. 7°C / 12°C, Indoor Air Temp. 27°CDB / 19°CWB

6. Capacity Tables

Inlet Water Temp. (℃)	Water Temp Difference (℃)	Air Temp (℃ DB)	Air Temp(17℃ WB)				Air Temp(19℃ WB)				Air Temp(21℃ WB)				Air Temp(23℃ WB)			
			TC (W)	SHC (W)	Water Flow Rate (LPM)	Pressure Drop (kPa)	TC (W)	SHC (W)	Water Flow Rate (LPM)	Pressure Drop (kPa)	TC (W)	SHC (W)	Water Flow Rate (LPM)	Pressure Drop (kPa)	TC (W)	SHC (W)	Water Flow Rate (LPM)	Pressure Drop (kPa)
7	4	24	1,682	1,226	7.0	6.8	2,045	1,471	7.5	7.8	2,446	1,716	9.2	11.6	2,695	1,846	10.2	13.7
		25	1,906	1,442	8.1	9.0	2,317	1,731	8.6	10.2	2,772	2,019	10.5	14.5	3,054	2,172	11.6	16.9
		26	2,085	1,623	9.1	11.3	2,536	1,947	9.7	12.6	3,033	2,272	11.9	17.5	3,341	2,443	13.1	20.1
		27	2,242	1,803	10.1	13.5	2,726	2,163	10.7	15.0	3,261	2,524	13.2	20.4	3,593	2,715	14.5	23.3
		28	2,354	1,983	11.1	15.7	2,863	2,380	11.8	17.3	3,425	2,776	14.5	23.3	3,772	2,986	16.0	26.5
		29	2,466	2,181	12.1	17.9	2,999	2,618	12.9	19.7	3,588	3,054	15.8	26.2	3,952	3,285	17.4	29.7
		30	2,579	2,344	13.1	20.2	3,135	2,812	13.9	22.1	3,751	3,281	17.1	29.1	4,132	3,529	18.9	32.9
	5	24	1,586	1,212	4.4	1.0	1,911	1,442	5.2	2.7	2,293	1,687	6.3	5.2	2,523	1,788	6.9	6.6
		25	1,798	1,425	5.0	2.4	2,166	1,697	5.9	4.3	2,599	1,985	7.2	7.2	2,859	2,104	7.9	8.8
		26	1,967	1,603	5.7	3.8	2,370	1,909	6.7	6.0	2,844	2,233	8.1	9.2	3,128	2,367	8.9	11.0
		27	2,115	1,782	6.3	5.1	2,500	2,073	7.4	7.6	3,058	2,482	9.0	11.2	3,363	2,630	9.9	13.2
		28	2,221	1,960	6.9	6.5	2,675	2,333	8.1	9.2	3,210	2,730	9.9	13.2	3,532	2,893	10.9	15.4
		29	2,326	2,156	7.5	7.9	2,803	2,566	8.9	10.9	3,363	3,003	10.8	15.2	3,700	3,182	11.9	17.6
		30	2,432	2,316	8.2	9.3	2,930	2,757	9.6	12.5	3,516	3,226	11.7	17.2	3,868	3,419	12.9	19.7
	6	24	1,491	1,183	3.6	0.1	1,815	1,385	3.9	0.1	2,179	1,630	4.8	1.8	2,389	1,745	5.2	2.8
		25	1,689	1,391	4.1	0.4	2,058	1,629	4.4	1.1	2,469	1,917	5.4	3.3	2,707	2,053	6.0	4.5
		26	1,848	1,565	4.7	1.5	2,251	1,833	5.0	2.3	2,701	2,157	6.1	4.8	2,962	2,310	6.7	6.1
		27	1,987	1,739	5.2	2.7	2,421	2,036	5.6	3.5	2,905	2,397	6.8	6.3	3,185	2,566	7.5	7.8
		28	2,087	1,913	5.7	3.8	2,542	2,240	6.1	4.7	3,050	2,636	7.5	7.8	3,344	2,823	8.2	9.4
		29	2,186	2,104	6.2	5.0	2,663	2,464	6.7	6.0	3,195	2,900	8.2	9.3	3,504	3,105	9.0	11.1
		30	2,286	2,261	6.7	6.1	2,784	2,647	7.2	7.2	3,340	3,116	8.9	10.8	3,663	3,336	9.7	12.7
	7	24	1,338	1,067	2.8	0.1	1,605	1,255	3.0	0.1	1,930	1,486	3.7	0.1	2,121	1,587	4.0	0.2
		25	1,516	1,256	3.2	0.1	1,819	1,476	3.4	0.1	2,187	1,748	4.2	0.5	2,404	1,866	4.6	1.5
		26	1,659	1,413	3.6	0.1	1,990	1,661	3.9	0.1	2,393	1,966	4.7	1.7	2,630	2,100	5.2	2.7
		27	1,784	1,570	4.0	0.1	2,140	1,845	4.3	0.7	2,573	2,185	5.3	2.9	2,828	2,333	5.8	4.0
		28	1,873	1,726	4.4	1.0	2,247	2,030	4.7	1.7	2,702	2,403	5.8	4.0	2,970	2,566	6.3	5.3
		29	1,962	1,899	4.8	1.8	2,354	2,233	5.2	2.6	2,831	2,643	6.3	5.2	3,111	2,823	6.9	6.6
		30	2,051	2,040	5.2	2.7	2,461	2,399	5.6	3.6	2,960	2,840	6.8	6.3	3,253	3,033	7.5	7.8
	8	24	1,032	837	1.8	0.1	1,242	995	1.9	0.1	1,873	1,471	2.3	0.1	1,624	1,255	2.5	0.1
		25	1,170	984	2.0	0.1	1,408	1,171	2.2	0.1	2,122	1,731	2.7	0.1	1,841	1,476	2.9	0.1
		26	1,280	1,107	2.3	0.1	1,540	1,317	2.5	0.1	2,322	1,947	3.0	0.1	2,014	1,661	3.3	0.1
		27	1,376	1,230	2.5	0.1	1,656	1,463	2.7	0.1	2,497	2,163	3.3	0.1	2,166	1,845	3.6	0.1
		28	1,445	1,353	2.8	0.1	1,739	1,610	3.0	0.1	2,622	2,380	3.7	0.1	2,274	2,030	4.0	0.1
		29	1,514	1,489	3.0	0.1	1,822	1,771	3.3	0.1	2,747	2,618	4.0	0.1	2,382	2,233	4.4	0.9
		30	1,582	1,562	3.3	0.1	1,905	1,859	3.6	0.1	2,872	2,748	4.3	0.8	2,491	2,343	4.7	1.7
8	4	24	1,362	1,038	6.6	5.9	1,656	1,245	7.1	6.9	1,981	1,453	8.7	10.4	2,183	1,563	9.6	12.4
		25	1,544	1,221	7.6	8.0	1,877	1,465	8.1	9.1	2,246	1,709	9.9	13.2	2,474	1,838	10.9	15.4
		26	1,689	1,373	8.5	10.1	2,054	1,648	9.1	11.3	2,457	1,923	11.2	15.9	2,706	2,068	12.3	18.4
		27	1,816	1,526	9.5	12.2	2,208	1,831	10.1	13.6	2,642	2,136	12.4	18.6	2,910	2,298	13.6	21.4
		28	1,907	1,679	10.4	14.3	2,319	2,014	11.1	15.8	2,774	2,350	13.6	21.4	3,056	2,528	15.0	24.4
		29	1,998	1,846	11.4	16.4	2,429	2,216	12.1	18.0	2,906	2,585	14.9	24.1	3,201	2,780	16.4	27.4
		30	2,089	1,984	12.3	18.5	2,540	2,380	13.1	20.3	3,038	2,777	16.1	26.9	3,347	2,987	17.7	30.5
	5	24	1,285	1,025	4.1	0.4	1,720	1,327	5.0	2.4	1,857	1,428	5.9	4.4	2,043	1,514	6.5	5.7
		25	1,456	1,206	4.7	1.7	1,949	1,561	5.7	3.9	2,105	1,680	6.8	6.3	2,316	1,781	7.5	7.7
		26	1,593	1,357	5.3	3.0	2,133	1,756	6.5	5.5	2,303	1,890	7.6	8.1	2,534	2,003	8.4	9.8
		27	1,713	1,508	5.9	4.3	2,293	1,951	7.2	7.1	2,477	2,100	8.5	10.0	2,724	2,226	9.3	11.9
		28	1,799	1,659	6.5	5.6	2,408	2,146	7.9	8.7	2,600	2,310	9.3	11.9	2,861	2,449	10.3	13.9
		29	1,884	1,825	7.1	6.9	2,523	2,361	8.6	10.3	2,724	2,541	10.2	13.8	2,997	2,694	11.2	16.0
		30	1,970	1,960	7.7	8.3	2,637	2,537	9.3	11.9	2,848	2,731	11.0	15.7	3,133	2,894	12.1	18.1
	6	24	1,207	1,001	3.4	0.1	1,471	1,172	3.7	0.1	1,765	1,379	4.5	1.2	1,935	1,477	4.9	2.1
		25	1,368	1,178	3.9	0.1	1,667	1,379	4.2	0.5	2,000	1,623	5.1	2.6	2,193	1,738	5.6	3.7
		26	1,497	1,325	4.4	0.9	1,823	1,551	4.7	1.6	2,188	1,826	5.8	4.0	2,399	1,955	6.3	5.2
		27	1,610	1,472	4.9	2.0	1,961	1,723	5.2	2.8	2,353	2,029	6.4	5.4	2,580	2,172	7.0	6.8
		28	1,690	1,619	5.4	3.1	2,059	1,896	5.7	3.9	2,470	2,231	7.0	6.8	2,709	2,389	7.7	8.3
		29	1,771	1,708	5.8	4.2	2,157	1,999	6.3	5.1	2,588	2,353	7.7	8.2	2,838	2,520	8.4	9.9
		30	1,851	1,811	6.3	5.3	2,255	2,189	6.8	6.3	2,706	2,576	8.3	9.7	2,967	2,759	9.1	11.5
	7	24	1,084	903	2.6	0.1	1,300	1,062	2.8	0.1	1,563	1,257	3.5	0.1	1,718	1,343	3.8	0.1
		25	1,228	1,063	3.0	0.1	1,474	1,249	3.2	0.1	1,772	1,479	4.0	0.1	1,947	1,580	4.3	0.8
		26	1,344	1,196	3.4	0.1	1,612	1,406	3.6	0.1	1,939	1,664	4.4	1.1	2,131	1,777	4.9	2.0
		27	1,445	1,328	3.8	0.1	1,734	1,562	4.0	0.2	2,085	1,849	4.9	2.2	2,291	1,975	5.4	3.2
		28	1,517	1,461	4.1	0.4	1,820	1,718	4.4	1.1	2,189	2,034	5.4	3.3	2,405	2,172	6.0	4.5
		29	1,589	1,541	4.5	1.2	1,907	1,812	4.8	2.0	2,293	2,145	5.9	4.4	2,520	2,291	6.5	5.7
		30	1,661	1,634	4.9	2.0	1,994	1,921	5.2	2.8	2,397	2,274	6.4	5.5	2,635	2,468	7.1	6.9
	8	24	836	708	1.7	0.1	1,006	842	1.8	0.1	1,517	1,245	2.2	0.1	1,316	1,062	2.4	0.1
		25	947	833	1.9	0.1	1,140	991	2.1	0.1	1,719	1,465	2.5	0.1	1,491	1,249	2.7	0.1
		26	1,036	937	2.1	0.1	1,248	1,115	2.3	0.1	1,881	1,648	2.8	0.1	1,631	1,406	3.1	0.1
		27	1,114	1,041	2.4	0.1	1,342	1,239	2.6	0.1	2,023	1,831	3.1	0.1	1,754	1,562	3.4	0.1
		28	1,170	1,145	2.6	0.1	1,409	1,363	2.8	0.1	2,124	2,014	3.4	0.1	1,842	1,718	3.8	0.1
		29	1,226	1,208	2.8	0.1	1,476	1,437	3.1	0.1	2,225	2,124	3.8	0.1	1,930	1,812	4.1	0.3
		30	1,282	1,270	3.1	0.1	1,543	1,511	3.3	0.1	2,326	2,234	4.1	0.2	2,017	1,921	4.4	1.0

Note

1. TC : Total capacity(W), SHC : Sensible Heat Capacity(W)
2. Performances are based on the following conditions :
   1) Cooling
      - Inlet/Outlet Water Temp. 7°C / 12°C, Indoor Air Temp. 27°CDB / 19°CWB

6. Capacity Tables

Inlet Water Temp. (℃)	Water Temp Difference (℃)	Air Temp (℃ DB)	Air Temp(17℃ WB)				Air Temp(19℃ WB)				Air Temp(21℃ WB)				Air Temp(23℃ WB)			
			TC (W)	SHC (W)	Water Flow Rate (LPM)	Pressure Drop (kPa)	TC (W)	SHC (W)	Water Flow Rate (LPM)	Pressure Drop (kPa)	TC (W)	SHC (W)	Water Flow Rate (LPM)	Pressure Drop (kPa)	TC (W)	SHC (W)	Water Flow Rate (LPM)	Pressure Drop (kPa)
9	4	24	1,131	886	5.6	3.6	1,375	1,063	5.9	4.4	1,645	1,240	7.3	7.4	1,812	1,334	8.0	9.0
		25	1,282	1,042	6.4	5.3	1,558	1,250	6.8	6.3	1,864	1,459	8.3	9.7	2,053	1,569	9.2	11.6
		26	1,402	1,172	7.2	7.1	1,705	1,407	7.6	8.2	2,039	1,641	9.4	12.0	2,247	1,765	10.3	14.1
		27	1,508	1,303	8.0	8.9	1,833	1,563	8.5	10.0	2,193	1,824	10.4	14.3	2,416	1,962	11.5	16.6
		28	1,583	1,433	8.8	10.6	1,925	1,719	9.3	11.9	2,303	2,006	11.5	16.6	2,537	2,158	12.6	19.2
		29	1,658	1,576	9.6	12.4	2,017	1,891	10.2	13.8	2,412	2,207	12.5	18.9	2,657	2,373	13.8	21.7
		30	1,734	1,693	10.4	14.2	2,108	2,032	11.0	15.7	2,522	2,371	13.6	21.2	2,778	2,550	14.9	24.3
	5	24	1,067	875	3.5	0.1	1,567	1,226	4.6	1.4	1,542	1,219	5.0	2.3	1,696	1,292	5.5	3.4
		25	1,209	1,030	4.0	0.1	1,776	1,442	5.3	2.9	1,748	1,434	5.7	3.9	1,922	1,520	6.3	5.1
		26	1,322	1,159	4.5	1.2	1,943	1,623	5.9	4.3	1,912	1,614	6.4	5.5	2,103	1,710	7.1	6.9
		27	1,422	1,287	5.0	2.3	2,089	1,803	6.6	5.8	2,056	1,793	7.2	7.1	2,262	1,900	7.9	8.6
		28	1,493	1,416	5.5	3.4	2,194	1,983	7.2	7.3	2,159	1,972	7.9	8.6	2,375	2,090	8.6	10.3
		29	1,564	1,493	6.0	4.5	2,298	2,091	7.9	8.7	2,262	2,080	8.6	10.2	2,488	2,204	9.4	12.1
		30	1,635	1,570	6.5	5.6	2,403	2,199	8.6	10.2	2,364	2,187	9.3	11.8	2,601	2,318	10.2	13.8
	6	24	1,002	854	2.9	0.1	1,221	1,000	3.1	0.1	1,465	1,178	3.8	0.1	1,606	1,261	4.1	0.4
		25	1,136	1,005	3.3	0.1	1,383	1,177	3.5	0.1	1,660	1,385	4.3	0.8	1,820	1,483	4.7	1.7
		26	1,243	1,131	3.7	0.1	1,514	1,324	4.0	0.1	1,816	1,558	4.9	2.0	1,992	1,669	5.3	3.0
		27	1,336	1,257	4.1	0.3	1,628	1,471	4.4	1.0	1,953	1,732	5.4	3.2	2,142	1,854	5.9	4.3
		28	1,403	1,345	4.5	1.2	1,709	1,574	4.8	1.9	2,051	1,853	5.9	4.4	2,249	1,984	6.5	5.6
		29	1,470	1,420	4.9	2.1	1,790	1,662	5.3	2.9	2,148	1,957	6.5	5.5	2,356	2,095	7.1	6.9
		30	1,537	1,508	5.3	3.0	1,872	1,765	5.7	3.9	2,246	2,078	7.0	6.7	2,463	2,225	7.7	8.3
	7	24	899	771	2.2	0.1	1,079	907	2.4	0.1	1,298	1,073	2.9	0.1	1,426	1,146	3.2	0.1
		25	1,019	907	2.5	0.1	1,223	1,067	2.7	0.1	1,471	1,263	3.3	0.1	1,616	1,349	3.7	0.1
		26	1,115	1,021	2.8	0.1	1,338	1,200	3.1	0.1	1,609	1,421	3.7	0.1	1,769	1,517	4.1	0.3
		27	1,199	1,134	3.2	0.1	1,439	1,333	3.4	0.1	1,730	1,578	4.2	0.4	1,902	1,686	4.6	1.4
		28	1,259	1,213	3.5	0.1	1,511	1,427	3.7	0.1	1,817	1,689	4.6	1.4	1,997	1,804	5.0	2.4
		29	1,319	1,281	3.8	0.1	1,583	1,507	4.1	0.3	1,903	1,784	5.0	2.3	2,092	1,905	5.5	3.4
		30	1,379	1,361	4.1	0.3	1,655	1,600	4.4	1.0	1,990	1,894	5.4	3.2	2,187	2,023	5.9	4.4
	8	24	694	604	1.4	0.1	835	719	1.5	0.1	1,259	1,063	1.8	0.1	1,092	907	2.0	0.1
		25	786	711	1.6	0.1	947	846	1.7	0.1	1,427	1,250	2.1	0.1	1,238	1,067	2.3	0.1
		26	860	800	1.8	0.1	1,036	952	2.0	0.1	1,561	1,407	2.4	0.1	1,354	1,200	2.6	0.1
		27	925	889	2.0	0.1	1,114	1,057	2.2	0.1	1,679	1,563	2.6	0.1	1,456	1,333	2.9	0.1
		28	971	951	2.2	0.1	1,169	1,131	2.4	0.1	1,763	1,672	2.9	0.1	1,529	1,427	3.2	0.1
		29	1,018	1,004	2.4	0.1	1,225	1,195	2.6	0.1	1,847	1,766	3.2	0.1	1,602	1,507	3.4	0.1
		30	1,064	1,067	2.6	0.1	1,281	1,269	2.8	0.1	1,931	1,876	3.4	0.1	1,675	1,600	3.7	0.1

Note

1. TC : Total capacity(W), SHC : Sensible Heat Capacity(W)
2. Performances are based on the following conditions :
   1) Cooling
      - Inlet/Outlet Water Temp. 7°C / 12°C, Indoor Air Temp. 27°CDB / 19°CWB

6. Capacity Tables

◆ WFCA008R2TA

Inlet Water Temp. (℃)	Water Temp Difference (℃)	Air Temp (℃ DB)	Air Temp(17℃ WB)				Air Temp(19℃ WB)				Air Temp(21℃ WB)				Air Temp(23℃ WB)			
			TC (W)	SHC (W)	Water Flow Rate (LPM)	Pressure Drop (kPa)	TC (W)	SHC (W)	Water Flow Rate (LPM)	Pressure Drop (kPa)	TC (W)	SHC (W)	Water Flow Rate (LPM)	Pressure Drop (kPa)	TC (W)	SHC (W)	Water Flow Rate (LPM)	Pressure Drop (kPa)
5	4	24	3,146	1,991	9.8	13.0	3,435	2,256	10.8	15.1	4,110	2,632	12.2	18.2	4,527	2,831	14.1	22.3
		25	3,566	2,342	11.2	16.1	3,894	2,654	12.3	18.5	4,658	3,097	13.9	22.0	5,131	3,331	16.1	26.8
		26	3,902	2,635	12.7	19.2	4,260	2,986	13.9	21.9	5,096	3,484	15.7	25.9	5,614	3,747	18.1	31.2
		27	4,195	2,927	14.1	22.3	4,581	3,318	15.4	25.3	5,480	3,871	17.4	29.7	6,036	4,164	20.1	35.7
		28	4,405	3,220	15.5	25.4	4,810	3,650	16.9	28.7	5,754	4,258	19.2	33.6	6,338	4,580	22.1	40.1
		29	4,615	3,542	16.9	28.6	5,039	4,015	18.5	32.1	6,028	4,684	20.9	37.4	6,640	5,038	24.1	44.5
		30	4,825	3,806	18.3	31.7	5,268	4,313	20.0	35.5	6,302	5,032	22.6	41.3	6,942	5,413	26.1	49.0
	5	24	2,665	1,833	7.0	6.8	2,792	1,993	7.8	8.5	3,853	2,588	10.3	14.0	4,238	2,743	12.2	18.2
		25	3,020	2,157	8.0	9.0	3,164	2,344	8.9	11.0	4,367	3,045	11.8	17.3	4,803	3,227	13.9	22.0
		26	3,304	2,426	9.0	11.2	3,462	2,637	10.0	13.4	4,778	3,425	13.3	20.6	5,255	3,630	15.7	25.9
		27	3,553	2,696	10.0	13.4	3,723	2,930	11.2	15.9	5,137	3,806	14.7	23.8	5,651	4,033	17.4	29.7
		28	3,731	2,966	11.0	15.7	3,909	3,223	12.3	18.4	5,394	4,186	16.2	27.1	5,933	4,437	19.2	33.6
		29	3,908	3,262	12.1	17.9	4,095	3,546	13.4	20.9	5,651	4,605	17.7	30.3	6,216	4,880	20.9	37.4
		30	4,086	3,505	13.1	20.1	4,281	3,810	14.5	23.3	5,908	4,947	19.2	33.6	6,498	5,243	22.6	41.3
	6	24	2,504	1,769	6.1	4.7	3,050	2,123	7.3	7.4	3,660	2,499	8.6	10.3	4,013	2,676	9.8	13.0
		25	2,838	2,082	7.0	6.6	3,457	2,498	8.4	9.7	4,148	2,940	9.9	13.0	4,548	3,149	11.2	16.1
		26	3,105	2,342	7.8	8.6	3,782	2,810	9.4	12.0	4,539	3,308	11.1	15.8	4,977	3,542	12.7	19.2
		27	3,339	2,602	8.7	10.5	4,067	3,123	10.4	14.3	4,880	3,676	12.3	18.5	5,351	3,936	14.1	22.3
		28	3,506	2,862	9.6	12.4	4,270	3,435	11.5	16.6	5,124	4,043	13.6	21.2	5,619	4,329	15.5	25.4
		29	3,673	3,149	10.4	14.3	4,474	3,778	12.5	19.0	5,368	4,447	14.8	23.9	5,886	4,762	16.9	28.6
		30	3,840	3,383	11.3	16.3	4,677	4,059	13.6	21.3	5,612	4,778	16.0	26.7	6,154	5,117	18.3	31.7
	7	24	2,247	1,637	5.1	2.4	2,697	1,924	5.4	3.3	3,243	2,278	6.7	6.0	3,564	2,433	7.3	7.4
		25	2,547	1,926	5.8	4.0	3,057	2,264	6.2	5.0	3,675	2,680	7.6	8.1	4,039	2,862	8.4	9.7
		26	2,787	2,166	6.5	5.6	3,344	2,547	7.0	6.7	4,021	3,015	8.6	10.2	4,419	3,220	9.4	12.0
		27	2,997	2,407	7.2	7.2	3,596	2,830	7.8	8.4	4,324	3,350	9.5	12.3	4,752	3,578	10.4	14.3
		28	3,146	2,648	8.0	8.8	3,776	3,113	8.5	10.1	4,540	3,685	10.5	14.4	4,989	3,936	11.5	16.6
		29	3,296	2,913	8.7	10.4	3,956	3,424	9.3	11.9	4,756	4,054	11.4	16.5	5,227	4,329	12.5	19.0
		30	3,446	3,129	9.4	12.0	4,135	3,679	10.1	13.6	4,972	4,355	12.4	18.6	5,465	4,651	13.6	21.3
	8	24	1,734	1,283	3.2	0.1	2,087	1,526	3.5	0.1	3,146	2,256	4.2	0.6	2,729	1,924	4.6	1.4
		25	1,965	1,509	3.6	0.1	2,365	1,796	4.0	0.0	3,566	2,654	4.8	1.9	3,093	2,264	5.2	2.8
		26	2,150	1,698	4.1	0.3	2,588	2,020	4.5	1.1	3,902	2,986	5.4	3.2	3,384	2,547	5.9	4.3
		27	2,312	1,887	4.6	1.3	2,783	2,244	5.0	2.2	4,195	3,318	6.0	4.6	3,639	2,830	6.6	5.8
		28	2,427	2,075	5.0	2.3	2,922	2,469	5.5	3.3	4,405	3,650	6.6	5.9	3,821	3,113	7.2	7.2
		29	2,543	2,283	5.5	3.3	3,061	2,716	5.9	4.4	4,615	4,015	7.2	7.2	4,003	3,424	7.9	8.7
		30	2,658	2,453	5.9	4.3	3,200	2,918	6.4	5.5	4,825	4,313	7.8	8.6	4,185	3,679	8.5	10.1
6	4	24	2,355	1,682	9.2	11.6	2,864	2,019	10.8	15.2	3,426	2,355	12.8	19.6	3,774	2,533	14.4	23.2
		25	2,669	1,979	10.5	14.6	3,246	2,375	12.4	18.6	3,883	2,771	14.7	23.7	4,277	2,980	16.5	27.7
		26	2,921	2,227	11.9	17.5	3,551	2,672	13.9	22.0	4,248	3,117	16.5	27.7	4,680	3,353	18.6	32.3
		27	3,141	2,474	13.2	20.4	3,819	2,969	15.5	25.4	4,568	3,464	18.3	31.8	5,032	3,726	20.6	36.8
		28	3,298	2,721	14.5	23.3	4,010	3,266	17.0	28.9	4,796	3,810	20.2	35.8	5,284	4,098	22.7	41.4
		29	3,455	2,994	15.8	26.2	4,200	3,592	18.6	32.3	5,025	4,191	22.0	39.9	5,535	4,508	24.8	46.0
		30	3,612	3,216	17.1	29.1	4,391	3,859	20.1	35.7	5,253	4,503	23.8	43.9	5,787	4,843	26.8	50.5
	5	24	2,222	1,663	6.0	4.5	2,549	1,885	7.2	7.2	3,212	2,316	9.8	12.9	3,533	2,454	10.7	15.0
		25	2,518	1,956	6.9	6.4	2,889	2,218	8.3	9.5	3,640	2,724	11.2	16.0	4,004	2,887	12.3	18.4
		26	2,755	2,200	7.7	8.3	3,161	2,495	9.3	11.8	3,983	3,065	12.6	19.1	4,381	3,248	13.8	21.8
		27	2,962	2,445	8.6	10.2	3,399	2,772	10.3	14.1	4,283	3,405	14.0	22.2	4,711	3,609	15.4	25.2
		28	3,110	2,689	9.5	12.1	3,569	3,049	11.4	16.3	4,497	3,746	15.4	25.2	4,946	3,970	16.9	28.6
		29	3,258	2,958	10.3	14.0	3,739	3,354	12.4	18.6	4,711	4,121	16.8	28.3	5,182	4,367	18.4	32.0
		30	3,406	3,178	11.2	15.9	3,909	3,604	13.4	20.9	4,925	4,427	18.2	31.4	5,417	4,692	20.0	35.4
	6	24	2,088	1,623	5.6	3.7	2,543	1,900	6.0	4.5	3,051	2,237	7.4	7.6	3,346	2,395	8.1	9.2
		25	2,366	1,909	6.4	5.4	2,882	2,235	6.9	6.4	3,458	2,631	8.4	9.9	3,792	2,817	9.3	11.7
		26	2,589	2,148	7.2	7.2	3,153	2,515	7.7	8.3	3,784	2,960	9.5	12.2	4,149	3,170	10.4	14.3
		27	2,784	2,387	8.0	9.0	3,390	2,794	8.6	10.2	4,068	3,289	10.5	14.6	4,461	3,522	11.6	16.8
		28	2,923	2,625	8.8	10.7	3,560	3,074	9.5	12.1	4,272	3,618	11.6	16.9	4,684	3,874	12.7	19.4
		29	3,062	2,888	9.6	12.5	3,729	3,381	10.3	14.0	4,475	3,980	12.7	19.2	4,907	4,261	13.9	21.9
		30	3,201	3,103	10.4	14.3	3,899	3,632	11.2	15.9	4,679	4,276	13.7	21.5	5,130	4,578	15.0	24.5
	7	24	1,874	1,465	4.3	0.8	2,248	1,722	4.7	1.5	2,703	2,039	5.7	3.8	2,971	2,177	6.3	5.1
		25	2,123	1,723	5.0	2.2	2,548	2,026	5.3	3.0	3,064	2,398	6.5	5.6	3,367	2,561	7.2	7.1
		26	2,323	1,938	5.6	3.6	2,788	2,279	6.0	4.5	3,352	2,698	7.3	7.4	3,684	2,881	8.0	9.0
		27	2,498	2,154	6.2	4.9	2,998	2,532	6.6	5.9	3,604	2,998	8.1	9.2	3,961	3,202	8.9	11.0
		28	2,623	2,369	6.8	6.3	3,148	2,785	7.3	7.4	3,785	3,298	8.9	11.0	4,159	3,522	9.8	13.0
		29	2,748	2,606	7.4	7.7	3,298	3,064	8.0	8.9	3,965	3,627	9.8	12.8	4,357	3,874	10.7	15.0
		30	2,873	2,800	8.0	9.0	3,447	3,292	8.6	10.3	4,145	3,897	10.6	14.6	4,556	4,162	11.6	16.9
	8	24	1,445	1,148	2.7	0.1	1,740	1,366	3.0	0.1	2,623	2,019	3.6	0.1	2,275	1,722	3.9	0.1
		25	1,638	1,351	3.1	0.1	1,972	1,607	3.4	0.1	2,973	2,375	4.1	0.4	2,578	2,026	4.5	1.2
		26	1,792	1,519	3.5	0.1	2,157	1,807	3.8	0.1	3,253	2,672	4.6	1.5	2,821	2,279	5.1	2.4
		27	1,927	1,688	3.9	0.1	2,320	2,008	4.2	0.6	3,497	2,969	5.2	2.6	3,033	2,532	5.6	3.7
		28	2,024	1,857	4.3	0.7	2,436	2,209	4.7	1.6	3,672	3,266	5.7	3.8	3,185	2,785	6.2	4.9
		29	2,120	2,043	4.7	1.6	2,552	2,430	5.1	2.5	3,847	3,592	6.2	4.9	3,337	3,064	6.7	6.1
		30	2,216	2,144	5.1	2.4	2,668	2,551	5.5	3.4	4,022	3,770	6.7	6.1	3,488	3,216	7.3	7.4

Note

1. TC : Total capacity(W), SHC : Sensible Heat Capacity(W)
2. Performances are based on the following conditions :
   1) Cooling
      - Inlet/Outlet Water Temp. 7°C / 12°C, Indoor Air Temp. 27°CDB / 19°CWB

6. Capacity Tables

Inlet Water Temp. (℃)	Water Temp Difference (℃)	Air Temp (℃ DB)	Air Temp(17℃ WB)				Air Temp(19℃ WB)				Air Temp(21℃ WB)				Air Temp(23℃ WB)			
			TC (W)	SHC (W)	Water Flow Rate (LPM)	Pressure Drop (kPa)	TC (W)	SHC (W)	Water Flow Rate (LPM)	Pressure Drop (kPa)	TC (W)	SHC (W)	Water Flow Rate (LPM)	Pressure Drop (kPa)	TC (W)	SHC (W)	Water Flow Rate (LPM)	Pressure Drop (kPa)
7	4	24	2,136	1,526	8.9	10.8	2,598	1,831	9.4	12.1	3,108	2,136	11.6	16.9	3,423	2,298	12.8	19.5
		25	2,421	1,795	10.1	13.6	2,944	2,154	10.8	15.1	3,522	2,513	13.2	20.5	3,880	2,703	14.6	23.5
		26	2,649	2,020	11.4	16.4	3,221	2,424	12.1	18.1	3,853	2,827	14.9	24.2	4,245	3,041	16.4	27.5
		27	2,849	2,244	12.6	19.2	3,464	2,693	13.5	21.1	4,143	3,142	16.6	27.8	4,564	3,379	18.2	31.5
		28	2,991	2,468	13.9	22.0	3,637	2,962	14.8	24.0	4,351	3,456	18.2	31.5	4,792	3,717	20.1	35.6
		29	3,133	2,715	15.2	24.8	3,810	3,258	16.2	27.0	4,558	3,801	19.9	35.2	5,021	4,089	21.9	39.6
		30	3,276	2,917	16.4	27.6	3,983	3,501	17.5	30.0	4,765	4,084	21.5	38.8	5,249	4,393	23.7	43.6
	5	24	2,015	1,508	5.5	3.5	2,428	1,795	6.5	5.6	2,913	2,100	7.9	8.8	3,205	2,226	8.7	10.5
		25	2,284	1,774	6.3	5.2	2,751	2,112	7.4	7.7	3,302	2,471	9.1	11.3	3,632	2,619	10.0	13.3
		26	2,499	1,996	7.1	7.0	3,010	2,376	8.4	9.7	3,612	2,780	10.2	13.8	3,974	2,946	11.2	16.0
		27	2,687	2,218	7.9	8.7	3,200	2,603	9.3	11.8	3,884	3,089	11.3	16.3	4,273	3,274	12.5	18.8
		28	2,821	2,439	8.7	10.5	3,399	2,904	10.2	13.9	4,079	3,398	12.5	18.8	4,486	3,601	13.7	21.6
		29	2,955	2,683	9.5	12.2	3,561	3,194	11.2	15.9	4,273	3,737	13.6	21.3	4,700	3,961	15.0	24.3
		30	3,090	2,883	10.3	14.0	3,723	3,432	12.1	18.0	4,467	4,015	14.7	23.9	4,914	4,256	16.2	27.1
	6	24	1,894	1,472	4.6	1.3	2,306	1,723	4.9	2.0	2,768	2,029	6.0	4.5	3,035	2,172	6.6	5.8
		25	2,146	1,732	5.2	2.8	2,614	2,028	5.6	3.6	3,137	2,387	6.8	6.4	3,439	2,556	7.5	7.9
		26	2,348	1,948	5.9	4.2	2,860	2,281	6.3	5.1	3,432	2,685	7.7	8.3	3,763	2,875	8.5	9.9
		27	2,525	2,165	6.5	5.6	3,075	2,534	7.0	6.7	3,690	2,983	8.6	10.2	4,046	3,194	9.4	12.0
		28	2,651	2,381	7.2	7.1	3,229	2,788	7.7	8.2	3,875	3,282	9.4	12.1	4,249	3,514	10.3	14.1
		29	2,777	2,619	7.8	8.5	3,383	3,067	8.4	9.7	4,059	3,610	10.3	13.9	4,451	3,865	11.3	16.2
		30	2,904	2,814	8.5	10.0	3,536	3,295	9.1	11.3	4,244	3,878	11.1	15.8	4,653	4,153	12.2	18.2
	7	24	1,699	1,328	3.5	0.1	2,039	1,562	3.8	0.1	2,452	1,849	4.6	1.5	2,695	1,975	5.1	2.5
		25	1,926	1,563	4.0	0.1	2,311	1,837	4.3	0.8	2,779	2,175	5.3	2.9	3,054	2,323	5.8	4.1
		26	2,107	1,758	4.5	1.2	2,529	2,067	4.9	2.0	3,041	2,447	5.9	4.4	3,342	2,614	6.5	5.7
		27	2,266	1,954	5.0	2.3	2,719	2,297	5.4	3.2	3,269	2,719	6.6	5.8	3,593	2,904	7.3	7.3
		28	2,379	2,149	5.5	3.5	2,855	2,526	5.9	4.4	3,433	2,991	7.3	7.3	3,773	3,194	8.0	8.9
		29	2,492	2,364	6.0	4.6	2,991	2,779	6.5	5.6	3,596	3,290	7.9	8.8	3,952	3,514	8.7	10.5
		30	2,606	2,540	6.5	5.7	3,127	2,986	7.0	6.7	3,760	3,535	8.6	10.2	4,132	3,775	9.4	12.1
	8	24	1,311	1,041	2.2	0.1	1,578	1,239	2.4	0.1	2,379	1,831	2.9	0.1	2,064	1,562	3.2	0.1
		25	1,486	1,225	2.5	0.1	1,788	1,457	2.8	0.1	2,696	2,154	3.3	0.1	2,339	1,837	3.6	0.1
		26	1,626	1,378	2.8	0.1	1,957	1,639	3.1	0.1	2,950	2,424	3.8	0.1	2,559	2,067	4.1	0.3
		27	1,748	1,531	3.2	0.1	2,104	1,822	3.4	0.1	3,172	2,693	4.2	0.5	2,751	2,297	4.6	1.3
		28	1,835	1,684	3.5	0.1	2,209	2,004	3.8	0.1	3,331	2,962	4.6	1.4	2,889	2,526	5.0	2.3
		29	1,923	1,853	3.8	0.1	2,314	2,204	4.1	0.4	3,489	3,258	5.0	2.3	3,027	2,779	5.5	3.3
		30	2,010	1,945	4.1	0.3	2,420	2,313	4.5	1.1	3,648	3,420	5.4	3.3	3,164	2,917	5.9	4.3
8	4	24	1,731	1,292	8.3	9.7	2,104	1,550	8.9	10.9	2,517	1,808	10.9	15.3	2,773	1,945	12.0	17.8
		25	1,961	1,519	9.5	12.3	2,385	1,823	10.2	13.7	2,853	2,127	12.5	18.8	3,142	2,288	13.7	21.6
		26	2,146	1,709	10.7	14.9	2,609	2,051	11.4	16.5	3,121	2,393	14.0	22.2	3,438	2,574	15.4	25.4
		27	2,307	1,899	11.9	17.6	2,806	2,279	12.7	19.3	3,356	2,659	15.6	25.7	3,697	2,860	17.2	29.2
		28	2,423	2,089	13.1	20.2	2,946	2,507	14.0	22.1	3,524	2,925	17.1	29.1	3,882	3,146	18.9	33.0
		29	2,538	2,298	14.3	22.8	3,086	2,758	15.2	24.9	3,692	3,217	18.7	32.6	4,067	3,461	20.6	36.7
		30	2,653	2,469	15.5	25.4	3,226	2,963	16.5	27.7	3,860	3,457	20.2	36.0	4,252	3,718	22.3	40.5
	5	24	1,632	1,276	5.2	2.8	2,185	1,652	6.3	5.2	2,360	1,778	7.5	7.8	2,596	1,884	8.2	9.4
		25	1,850	1,502	6.0	4.4	2,476	1,943	7.2	7.2	2,674	2,091	8.5	10.1	2,942	2,217	9.4	12.0
		26	2,024	1,689	6.7	6.0	2,709	2,186	8.1	9.2	2,926	2,353	9.6	12.5	3,219	2,494	10.6	14.6
		27	2,176	1,877	7.4	7.7	2,913	2,429	9.0	11.2	3,146	2,614	10.7	14.8	3,461	2,771	11.7	17.2
		28	2,285	2,065	8.2	9.3	3,059	2,672	9.9	13.2	3,304	2,876	11.7	17.2	3,634	3,048	12.9	19.8
		29	2,394	2,271	8.9	11.0	3,205	2,939	10.8	15.2	3,461	3,163	12.8	19.6	3,807	3,353	14.1	22.4
		30	2,503	2,440	9.7	12.6	3,350	3,157	11.7	17.2	3,618	3,399	13.9	21.9	3,980	3,602	15.2	24.9
	6	24	1,534	1,246	4.3	0.7	1,868	1,459	4.6	1.4	2,242	1,717	5.6	3.7	2,458	1,839	6.2	4.9
		25	1,738	1,466	4.9	2.1	2,117	1,716	5.3	2.9	2,541	2,020	6.4	5.5	2,786	2,163	7.1	6.9
		26	1,902	1,649	5.5	3.4	2,317	1,931	5.9	4.3	2,780	2,272	7.2	7.3	3,048	2,433	8.0	8.8
		27	2,045	1,832	6.1	4.8	2,491	2,145	6.6	5.8	2,989	2,525	8.1	9.0	3,277	2,704	8.8	10.8
		28	2,147	2,016	6.7	6.1	2,615	2,360	7.2	7.2	3,138	2,777	8.9	10.8	3,441	2,974	9.7	12.7
		29	2,250	2,125	7.4	7.5	2,740	2,488	7.9	8.7	3,288	2,929	9.7	12.6	3,605	3,136	10.6	14.7
		30	2,352	2,254	8.0	8.8	2,865	2,724	8.5	10.1	3,437	3,207	10.5	14.4	3,769	3,434	11.5	16.6
	7	24	1,377	1,124	3.3	0.1	1,652	1,322	3.6	0.1	1,986	1,565	4.3	0.9	2,183	1,671	4.8	1.8
		25	1,560	1,323	3.8	0.1	1,872	1,555	4.1	0.2	2,251	1,841	5.0	2.2	2,474	1,966	5.5	3.3
		26	1,707	1,488	4.3	0.6	2,048	1,750	4.6	1.3	2,463	2,071	5.6	3.6	2,707	2,212	6.1	4.8
		27	1,835	1,654	4.7	1.7	2,202	1,944	5.1	2.5	2,648	2,302	6.2	5.0	2,910	2,458	6.8	6.3
		28	1,927	1,819	5.2	2.7	2,313	2,138	5.6	3.6	2,781	2,532	6.8	6.4	3,056	2,704	7.5	7.8
		29	2,019	1,918	5.7	3.8	2,423	2,255	6.1	4.7	2,913	2,670	7.5	7.7	3,201	2,851	8.2	9.4
		30	2,111	2,034	6.1	4.8	2,533	2,391	6.6	5.8	3,045	2,831	8.1	9.1	3,347	3,072	8.9	10.9
	8	24	1,062	881	2.1	0.1	1,278	1,048	2.3	0.1	1,927	1,550	2.8	0.1	1,672	1,322	3.0	0.1
		25	1,203	1,037	2.4	0.1	1,449	1,233	2.6	0.1	2,184	1,823	3.2	0.1	1,894	1,555	3.4	0.1
		26	1,317	1,166	2.7	0.1	1,585	1,388	2.9	0.1	2,390	2,051	3.5	0.1	2,073	1,750	3.9	0.1
		27	1,416	1,296	3.0	0.1	1,704	1,542	3.2	0.1	2,570	2,279	3.9	0.1	2,229	1,944	4.3	0.7
		28	1,487	1,426	3.3	0.1	1,789	1,696	3.6	0.1	2,698	2,507	4.3	0.8	2,340	2,138	4.7	1.7
		29	1,557	1,503	3.6	0.1	1,875	1,788	3.9	0.1	2,826	2,644	4.7	1.7	2,452	2,255	5.1	2.6
		30	1,628	1,581	3.9	0.1	1,960	1,881	4.2	0.5	2,955	2,781	5.1	2.6	2,563	2,391	5.6	3.6

Note

1. TC : Total capacity(W), SHC : Sensible Heat Capacity(W)
2. Performances are based on the following conditions :
   1) Cooling
      - Inlet/Outlet Water Temp. 7°C / 12°C, Indoor Air Temp. 27°CDB / 19°CWB

6. Capacity Tables

Inlet Water Temp. (℃)	Water Temp Difference (℃)	Air Temp (℃ DB)	Air Temp(17℃ WB)				Air Temp(19℃ WB)				Air Temp(21℃ WB)				Air Temp(23℃ WB)			
			TC (W)	SHC (W)	Water Flow Rate (LPM)	Pressure Drop (kPa)	TC (W)	SHC (W)	Water Flow Rate (LPM)	Pressure Drop (kPa)	TC (W)	SHC (W)	Water Flow Rate (LPM)	Pressure Drop (kPa)	TC (W)	SHC (W)	Water Flow Rate (LPM)	Pressure Drop (kPa)
9	4	24	1,437	1,102	7.0	6.7	1,747	1,323	7.5	7.8	2,089	1,543	9.2	11.5	2,302	1,660	10.1	13.6
		25	1,628	1,297	8.0	9.0	1,980	1,556	8.5	10.1	2,368	1,816	10.5	14.4	2,609	1,953	11.6	16.8
		26	1,781	1,459	9.0	11.2	2,166	1,751	9.6	12.5	2,591	2,043	11.8	17.3	2,854	2,197	13.0	20.0
		27	1,915	1,621	10.0	13.4	2,329	1,946	10.7	14.9	2,786	2,270	13.1	20.2	3,069	2,441	14.4	23.2
		28	2,011	1,783	11.0	15.6	2,445	2,140	11.7	17.2	2,925	2,497	14.4	23.1	3,222	2,686	15.9	26.4
		29	2,107	1,962	12.0	17.8	2,562	2,354	12.8	19.6	3,065	2,746	15.7	26.0	3,376	2,954	17.3	29.5
		30	2,203	2,108	13.0	20.0	2,678	2,529	13.9	21.9	3,204	2,951	17.0	28.9	3,529	3,174	18.8	32.7
	5	24	1,355	1,090	4.4	0.9	1,991	1,526	5.8	4.1	1,959	1,518	6.3	5.2	2,155	1,608	6.9	6.5
		25	1,536	1,282	5.0	2.3	2,256	1,795	6.6	5.9	2,220	1,785	7.2	7.1	2,442	1,892	7.9	8.7
		26	1,680	1,442	5.6	3.7	2,469	2,020	7.4	7.7	2,429	2,008	8.1	9.1	2,672	2,129	8.9	10.9
		27	1,807	1,602	6.3	5.1	2,654	2,244	8.3	9.5	2,612	2,232	9.0	11.1	2,873	2,365	9.9	13.1
		28	1,897	1,762	6.9	6.5	2,787	2,468	9.1	11.4	2,742	2,455	9.9	13.1	3,017	2,602	10.9	15.2
		29	1,987	1,859	7.5	7.9	2,920	2,603	9.9	13.2	2,873	2,589	10.8	15.1	3,160	2,744	11.8	17.4
		30	2,078	1,955	8.1	9.2	3,052	2,738	10.8	15.0	3,004	2,723	11.7	17.1	3,304	2,886	12.8	19.6
	6	24	1,273	1,064	3.6	0.1	1,551	1,245	3.9	0.1	1,861	1,466	4.7	1.7	2,041	1,569	5.2	2.8
		25	1,443	1,251	4.1	0.4	1,758	1,465	4.4	1.0	2,109	1,724	5.4	3.2	2,313	1,846	6.0	4.4
		26	1,579	1,408	4.6	1.5	1,923	1,648	5.0	2.2	2,308	1,940	6.1	4.7	2,530	2,077	6.7	6.0
		27	1,698	1,564	5.2	2.6	2,068	1,831	5.5	3.5	2,481	2,155	6.8	6.2	2,721	2,308	7.4	7.7
		28	1,783	1,674	5.7	3.8	2,171	1,959	6.1	4.7	2,605	2,306	7.5	7.7	2,857	2,470	8.2	9.3
		29	1,867	1,767	6.2	4.9	2,275	2,069	6.6	5.9	2,729	2,436	8.1	9.2	2,993	2,608	8.9	11.0
		30	1,952	1,877	6.7	6.1	2,378	2,197	7.2	7.1	2,853	2,586	8.8	10.7	3,129	2,770	9.7	12.6
	7	24	1,143	960	2.8	0.1	1,371	1,128	3.0	0.1	1,649	1,336	3.7	0.1	1,812	1,427	4.0	0.1
		25	1,295	1,129	3.2	0.1	1,554	1,328	3.4	0.1	1,869	1,572	4.2	0.5	2,054	1,679	4.6	1.4
		26	1,417	1,270	3.6	0.1	1,700	1,493	3.8	0.1	2,044	1,768	4.7	1.6	2,247	1,888	5.2	2.7
		27	1,524	1,411	4.0	0.0	1,828	1,659	4.3	0.7	2,198	1,965	5.2	2.8	2,416	2,098	5.7	3.9
		28	1,600	1,510	4.4	0.9	1,920	1,776	4.7	1.6	2,308	2,102	5.8	4.0	2,537	2,245	6.3	5.2
		29	1,676	1,595	4.8	1.8	2,011	1,875	5.1	2.6	2,418	2,220	6.3	5.1	2,658	2,371	6.9	6.5
		30	1,752	1,694	5.2	2.7	2,103	1,991	5.6	3.5	2,528	2,358	6.8	6.3	2,778	2,518	7.5	7.8
	8	24	882	752	1.8	0.1	1,061	895	1.9	0.1	1,600	1,323	2.3	0.1	1,388	1,128	2.5	0.1
		25	999	885	2.0	0.1	1,203	1,053	2.2	0.1	1,813	1,556	2.7	0.1	1,573	1,328	2.9	0.1
		26	1,093	996	2.3	0.1	1,316	1,184	2.5	0.1	1,984	1,751	3.0	0.1	1,721	1,493	3.2	0.1
		27	1,175	1,106	2.5	0.1	1,415	1,316	2.7	0.1	2,133	1,946	3.3	0.1	1,850	1,659	3.6	0.1
		28	1,234	1,184	2.8	0.1	1,486	1,408	3.0	0.1	2,240	2,082	3.6	0.1	1,943	1,776	4.0	0.0
		29	1,293	1,250	3.0	0.1	1,556	1,487	3.3	0.1	2,346	2,198	4.0	0.0	2,035	1,875	4.3	0.8
		30	1,352	1,328	3.3	0.1	1,627	1,579	3.5	0.1	2,453	2,335	4.3	0.8	2,128	1,991	4.7	1.6

Note

1. TC : Total capacity(W), SHC : Sensible Heat Capacity(W)
2. Performances are based on the following conditions :
   1) Cooling
      - Inlet/Outlet Water Temp. 7°C / 12°C, Indoor Air Temp. 27°CDB / 19°CWB

6. Capacity Tables

◆ WFCA009R2TA

Inlet Water Temp. (℃)	Water Temp Difference (℃)	Air Temp (℃ DB)	Air Temp(17℃ WB)				Air Temp(19℃ WB)				Air Temp(21℃ WB)				Air Temp(23℃ WB)			
			TC (W)	SHC (W)	Water Flow Rate (LPM)	Pressure Drop (kPa)	TC (W)	SHC (W)	Water Flow Rate (LPM)	Pressure Drop (kPa)	TC (W)	SHC (W)	Water Flow Rate (LPM)	Pressure Drop (kPa)	TC (W)	SHC (W)	Water Flow Rate (LPM)	Pressure Drop (kPa)
5	4	24	3,791	2,187	14.1	25.6	4,139	2,478	15.4	30.5	4,951	2,891	17.4	38.5	5,454	3,110	20.1	49.8
		25	4,296	2,573	16.1	33.1	4,691	2,916	17.6	39.2	5,612	3,402	19.9	48.9	6,182	3,659	23.0	62.5
		26	4,701	2,894	18.1	41.2	5,132	3,280	19.8	48.5	6,140	3,827	22.4	59.9	6,763	4,116	25.9	75.6
		27	5,055	3,216	20.1	49.8	5,519	3,645	22.0	58.2	6,602	4,252	24.9	71.2	7,272	4,574	28.7	88.6
		28	5,307	3,537	22.1	58.6	5,795	4,009	24.2	68.2	6,932	4,677	27.4	82.6	7,636	5,031	31.6	101.2
		29	5,560	3,891	24.1	67.7	6,071	4,410	26.4	78.2	7,262	5,145	29.9	93.7	8,000	5,534	34.5	113.0
		30	5,813	4,181	26.1	76.9	6,347	4,738	28.6	88.2	7,592	5,528	32.4	104.4	8,363	5,946	37.3	123.6
	5	24	3,211	2,014	10.1	12.9	3,364	2,189	11.2	16.1	4,642	2,843	14.7	28.0	5,106	3,013	17.4	38.5
		25	3,639	2,369	11.5	17.0	3,812	2,575	12.8	21.1	5,261	3,344	16.9	36.1	5,787	3,545	19.9	48.9
		26	3,981	2,665	12.9	21.6	4,171	2,897	14.4	26.6	5,756	3,762	19.0	44.8	6,332	3,988	22.4	59.9
		27	4,281	2,961	14.4	26.6	4,485	3,219	16.0	32.6	6,189	4,181	21.1	53.9	6,808	4,431	24.9	71.2
		28	4,495	3,258	15.8	32.0	4,709	3,541	17.6	39.0	6,499	4,599	23.2	63.4	7,149	4,874	27.4	82.6
		29	4,709	3,583	17.2	37.7	4,934	3,895	19.2	45.6	6,808	5,058	25.3	73.0	7,489	5,361	29.9	93.7
		30	4,923	3,850	18.7	43.6	5,158	4,185	20.7	52.5	7,118	5,435	27.4	82.6	7,829	5,760	32.4	104.4
	6	24	3,017	1,944	8.7	9.4	3,675	2,333	10.5	14.0	4,410	2,746	12.3	19.7	4,835	2,940	14.1	25.6
		25	3,420	2,287	10.0	12.6	4,165	2,744	12.0	18.5	4,998	3,230	14.1	25.7	5,480	3,459	16.1	33.1
		26	3,741	2,573	11.2	16.2	4,557	3,087	13.4	23.4	5,468	3,634	15.9	32.2	5,996	3,891	18.1	41.2
		27	4,023	2,858	12.4	20.1	4,900	3,430	14.9	28.7	5,880	4,038	17.6	39.2	6,447	4,323	20.1	49.8
		28	4,224	3,144	13.7	24.3	5,145	3,773	16.4	34.5	6,174	4,441	19.4	46.6	6,770	4,756	22.1	58.6
		29	4,425	3,459	14.9	28.7	5,390	4,151	17.9	40.5	6,468	4,885	21.1	54.3	7,092	5,231	24.1	67.7
		30	4,627	3,716	16.2	33.5	5,635	4,459	19.4	46.8	6,762	5,249	22.9	62.2	7,414	5,620	26.1	76.9
	7	24	2,708	1,798	7.2	6.2	3,249	2,114	7.8	7.3	3,907	2,503	9.5	11.4	4,294	2,673	10.5	14.0
		25	3,069	2,115	8.3	8.4	3,683	2,487	8.9	9.9	4,428	2,944	10.9	15.2	4,866	3,144	12.0	18.5
		26	3,358	2,380	9.3	10.9	4,029	2,798	10.0	12.7	4,845	3,312	12.2	19.4	5,324	3,537	13.4	23.4
		27	3,610	2,644	10.3	13.7	4,333	3,109	11.1	15.9	5,209	3,680	13.6	23.9	5,725	3,930	14.9	28.7
		28	3,791	2,908	11.4	16.7	4,549	3,419	12.2	19.3	5,470	4,048	15.0	28.8	6,011	4,323	16.4	34.5
		29	3,971	3,199	12.4	19.9	4,766	3,761	13.3	23.0	5,730	4,453	16.3	34.0	6,298	4,756	17.9	40.5
		30	4,152	3,437	13.4	23.4	4,982	4,041	14.4	26.9	5,991	4,784	17.7	39.5	6,584	5,110	19.4	46.8
	8	24	2,089	1,409	4.6	1.9	2,514	1,676	5.0	2.4	3,791	2,478	6.0	4.0	3,288	2,114	6.6	4.9
		25	2,367	1,658	5.2	2.8	2,850	1,972	5.7	3.4	4,296	2,916	6.9	5.5	3,726	2,487	7.5	6.7
		26	2,590	1,865	5.9	3.7	3,118	2,219	6.4	4.6	4,701	3,280	7.8	7.3	4,077	2,798	8.4	8.8
		27	2,785	2,072	6.5	4.8	3,353	2,465	7.1	5.9	5,055	3,645	8.6	9.2	4,384	3,109	9.4	11.1
		28	2,924	2,280	7.2	6.0	3,520	2,712	7.8	7.3	5,307	4,009	9.5	11.3	4,603	3,419	10.3	13.6
		29	3,064	2,508	7.8	7.4	3,688	2,983	8.5	8.9	5,560	4,410	10.3	13.7	4,822	3,761	11.3	16.3
		30	3,203	2,694	8.5	8.8	3,855	3,205	9.2	10.7	5,813	4,738	11.2	16.2	5,042	4,041	12.2	19.3
6	4	24	2,838	1,848	13.2	22.5	3,451	2,218	15.5	30.8	4,128	2,587	18.4	42.3	4,547	2,783	20.6	52.1
		25	3,216	2,174	15.1	29.3	3,911	2,609	17.7	39.6	4,678	3,044	21.0	53.5	5,153	3,274	23.6	65.3
		26	3,519	2,446	17.0	36.6	4,279	2,935	19.9	48.9	5,118	3,424	23.6	65.3	5,638	3,683	26.5	78.7
		27	3,784	2,718	18.8	44.3	4,601	3,261	22.1	58.6	5,504	3,805	26.2	77.2	6,063	4,092	29.5	92.0
		28	3,973	2,989	20.7	52.5	4,831	3,587	24.3	68.7	5,779	4,185	28.8	89.1	6,366	4,502	32.4	104.8
		29	4,162	3,288	22.6	60.9	5,061	3,946	26.5	78.7	6,054	4,604	31.5	100.6	6,669	4,952	35.4	116.5
		30	4,351	3,533	24.5	69.4	5,291	4,240	28.8	88.7	6,329	4,946	34.1	111.4	6,972	5,320	38.3	127.0
	5	24	2,677	1,826	8.6	9.2	3,071	2,071	10.3	13.6	3,870	2,544	14.0	25.3	4,257	2,696	15.4	30.4
		25	3,033	2,149	9.8	12.3	3,481	2,436	11.8	18.0	4,386	2,993	16.0	32.7	4,824	3,172	17.6	39.0
		26	3,319	2,417	11.1	15.7	3,808	2,741	13.3	22.9	4,799	3,367	18.0	40.8	5,278	3,568	19.8	48.3
		27	3,569	2,686	12.3	19.5	4,095	3,045	14.8	28.1	5,160	3,741	20.0	49.2	5,676	3,965	22.0	57.9
		28	3,747	2,954	13.5	23.7	4,300	3,350	16.2	33.7	5,418	4,115	22.0	58.1	5,959	4,361	24.2	67.8
		29	3,926	3,250	14.7	28.0	4,505	3,684	17.7	39.6	5,676	4,526	24.0	67.1	6,243	4,797	26.4	77.8
		30	4,104	3,491	16.0	32.7	4,709	3,959	19.2	45.8	5,934	4,863	26.0	76.2	6,527	5,154	28.5	87.8
	6	24	2,515	1,783	8.0	7.9	3,064	2,087	8.6	9.2	3,676	2,457	10.6	14.3	4,031	2,631	11.6	17.3
		25	2,851	2,097	9.2	10.6	3,472	2,455	9.8	12.3	4,166	2,890	12.1	18.8	4,568	3,095	13.2	22.7
		26	3,119	2,360	10.3	13.6	3,799	2,762	11.1	15.7	4,559	3,252	13.6	23.8	4,998	3,482	14.9	28.6
		27	3,354	2,622	11.5	17.0	4,085	3,069	12.3	19.5	4,902	3,613	15.1	29.3	5,375	3,869	16.6	34.9
		28	3,521	2,884	12.6	20.6	4,289	3,376	13.5	23.7	5,147	3,974	16.6	35.1	5,643	4,256	18.2	41.6
		29	3,689	3,172	13.8	24.5	4,493	3,714	14.7	28.0	5,392	4,372	18.1	41.2	5,912	4,681	19.9	48.7
		30	3,857	3,408	14.9	28.6	4,697	3,990	16.0	32.7	5,637	4,697	19.6	47.5	6,181	5,029	21.5	55.9
	7	24	2,257	1,609	6.2	4.3	2,709	1,891	6.7	5.1	3,257	2,239	8.1	8.1	3,580	2,392	8.9	10.0
		25	2,558	1,893	7.1	5.9	3,070	2,225	7.6	6.9	3,691	2,635	9.3	10.9	4,057	2,814	10.2	13.3
		26	2,799	2,129	8.0	7.7	3,359	2,503	8.6	9.1	4,039	2,964	10.5	14.0	4,439	3,165	11.5	17.1
		27	3,010	2,366	8.8	9.8	3,612	2,782	9.5	11.4	4,343	3,293	11.6	17.5	4,773	3,517	12.8	21.2
		28	3,160	2,603	9.7	12.0	3,792	3,060	10.5	14.0	4,560	3,622	12.8	21.2	5,011	3,869	14.1	25.6
		29	3,311	2,863	10.6	14.5	3,973	3,366	11.4	16.8	4,777	3,985	14.0	25.2	5,250	4,256	15.3	30.2
		30	3,461	3,076	11.5	17.1	4,154	3,616	12.4	19.8	4,994	4,281	15.1	29.4	5,489	4,572	16.6	35.2
	8	24	1,741	1,261	3.9	1.2	2,096	1,500	4.2	1.6	3,160	2,218	5.2	2.7	2,741	1,891	5.6	3.4
		25	1,974	1,484	4.5	1.8	2,376	1,765	4.9	2.3	3,582	2,609	5.9	3.8	3,107	2,225	6.4	4.7
		26	2,159	1,669	5.0	2.5	2,599	1,985	5.5	3.1	3,919	2,935	6.6	5.0	3,399	2,503	7.2	6.2
		27	2,322	1,854	5.6	3.3	2,795	2,206	6.1	4.1	4,214	3,261	7.4	6.5	3,655	2,782	8.0	7.9
		28	2,438	2,040	6.1	4.2	2,935	2,427	6.7	5.1	4,424	3,587	8.1	8.0	3,838	3,060	8.8	9.7
		29	2,554	2,244	6.7	5.1	3,074	2,669	7.3	6.3	4,635	3,946	8.8	9.8	4,020	3,366	9.6	11.8
		30	2,670	2,355	7.2	6.2	3,214	2,802	7.9	7.5	4,846	4,142	9.6	11.6	4,203	3,533	10.4	13.9

Note

1. TC : Total capacity(W), SHC : Sensible Heat Capacity(W)
2. Performances are based on the following conditions :
   1) Cooling
      - Inlet/Outlet Water Temp. 7°C / 12°C, Indoor Air Temp. 27°CDB / 19°CWB

6. Capacity Tables

Inlet Water Temp. (℃)	Water Temp Difference (℃)	Air Temp (℃ DB)	Air Temp(17℃ WB)				Air Temp(19℃ WB)				Air Temp(21℃ WB)				Air Temp(23℃ WB)			
			TC (W)	SHC (W)	Water Flow Rate (LPM)	Pressure Drop (kPa)	TC (W)	SHC (W)	Water Flow Rate (LPM)	Pressure Drop (kPa)	TC (W)	SHC (W)	Water Flow Rate (LPM)	Pressure Drop (kPa)	TC (W)	SHC (W)	Water Flow Rate (LPM)	Pressure Drop (kPa)
7	4	24	2,574	1,676	12.7	20.8	3,130	2,011	13.5	23.6	3,744	2,347	16.6	35.0	4,124	2,524	18.2	41.8
		25	2,917	1,972	14.5	27.0	3,547	2,366	15.4	30.6	4,243	2,761	18.9	44.7	4,674	2,970	20.9	53.0
		26	3,192	2,219	16.3	33.9	3,881	2,662	17.4	38.2	4,643	3,106	21.3	55.0	5,114	3,341	23.5	64.7
		27	3,432	2,465	18.1	41.2	4,173	2,958	19.3	46.2	4,992	3,451	23.7	65.6	5,499	3,712	26.1	76.6
		28	3,604	2,712	19.9	48.8	4,382	3,254	21.2	54.6	5,242	3,796	26.0	76.4	5,774	4,083	28.7	88.4
		29	3,775	2,983	21.7	56.8	4,590	3,579	23.1	63.2	5,491	4,176	28.4	87.2	6,049	4,492	31.3	99.8
		30	3,947	3,205	23.5	64.9	4,799	3,845	25.1	72.0	5,741	4,486	30.8	97.6	6,324	4,826	33.9	110.7
	5	24	2,428	1,656	7.9	7.6	2,925	1,972	9.3	10.9	3,510	2,307	11.4	16.6	3,861	2,445	12.5	20.1
		25	2,751	1,949	9.0	10.2	3,315	2,320	10.6	14.5	3,978	2,714	13.0	21.8	4,376	2,877	14.3	26.3
		26	3,010	2,192	10.2	13.2	3,627	2,610	12.0	18.5	4,352	3,054	14.6	27.5	4,788	3,236	16.0	32.9
		27	3,237	2,436	11.3	16.5	3,900	2,900	13.3	22.9	4,680	3,393	16.2	33.7	5,148	3,596	17.8	40.1
		28	3,399	2,680	12.4	20.0	4,095	3,190	14.6	27.6	4,914	3,732	17.8	40.2	5,405	3,956	19.6	47.6
		29	3,561	2,948	13.6	23.8	4,290	3,509	16.0	32.6	5,148	4,106	19.5	47.0	5,663	4,351	21.4	55.4
		30	3,723	3,167	14.7	27.9	4,485	3,770	17.3	37.9	5,382	4,411	21.1	54.1	5,920	4,675	23.2	63.4
	6	24	2,282	1,617	6.5	4.8	2,779	1,893	7.0	5.7	3,335	2,228	8.6	9.1	3,656	2,386	9.4	11.1
		25	2,586	1,902	7.4	6.6	3,149	2,227	8.0	7.8	3,779	2,622	9.8	12.2	4,144	2,807	10.7	14.8
		26	2,829	2,140	8.4	8.6	3,446	2,506	9.0	10.1	4,135	2,949	11.0	15.6	4,534	3,158	12.1	18.9
		27	3,042	2,378	9.3	10.9	3,705	2,784	10.0	12.7	4,446	3,277	12.2	19.4	4,875	3,509	13.4	23.4
		28	3,194	2,616	10.2	13.4	3,890	3,062	11.0	15.5	4,668	3,605	13.5	23.4	5,119	3,860	14.8	28.1
		29	3,346	2,877	11.2	16.1	4,076	3,369	12.0	18.5	4,891	3,965	14.7	27.8	5,363	4,246	16.1	33.2
		30	3,498	3,091	12.1	18.9	4,261	3,619	13.0	21.8	5,113	4,260	15.9	32.4	5,606	4,562	17.5	38.6
	7	24	2,048	1,459	5.0	2.5	2,457	1,716	5.4	3.0	2,954	2,031	6.6	5.0	3,247	2,169	7.3	6.2
		25	2,321	1,717	5.7	3.5	2,785	2,018	6.2	4.2	3,348	2,390	7.6	6.8	3,680	2,552	8.3	8.5
		26	2,539	1,931	6.5	4.7	3,047	2,271	6.9	5.6	3,663	2,688	8.5	8.9	4,026	2,871	9.3	11.0
		27	2,730	2,146	7.2	6.1	3,276	2,523	7.7	7.2	3,939	2,987	9.4	11.3	4,329	3,190	10.4	13.8
		28	2,867	2,361	7.9	7.6	3,440	2,775	8.5	8.9	4,136	3,286	10.4	13.8	4,545	3,509	11.4	16.8
		29	3,003	2,597	8.6	9.2	3,604	3,053	9.3	10.8	4,333	3,614	11.3	16.5	4,762	3,860	12.4	20.1
		30	3,140	2,790	9.3	11.0	3,767	3,280	10.0	12.8	4,530	3,883	12.3	19.5	4,978	4,147	13.5	23.5
	8	24	1,580	1,144	3.2	0.6	1,901	1,361	3.4	0.8	2,867	2,011	4.2	1.5	2,486	1,716	4.6	1.9
		25	1,790	1,346	3.6	1.0	2,155	1,601	3.9	1.2	3,249	2,366	4.8	2.2	2,818	2,018	5.2	2.8
		26	1,959	1,514	4.1	1.4	2,358	1,801	4.4	1.8	3,554	2,662	5.4	3.0	3,083	2,271	5.9	3.7
		27	2,106	1,682	4.5	1.9	2,535	2,001	4.9	2.4	3,822	2,958	6.0	3.9	3,315	2,523	6.5	4.8
		28	2,211	1,850	5.0	2.4	2,662	2,201	5.4	3.0	4,013	3,254	6.6	5.0	3,481	2,775	7.2	6.1
		29	2,317	2,035	5.4	3.1	2,789	2,421	5.9	3.8	4,204	3,579	7.2	6.1	3,647	3,053	7.8	7.4
		30	2,422	2,136	5.9	3.8	2,915	2,541	6.4	4.6	4,395	3,757	7.8	7.3	3,812	3,204	8.5	8.9
8	4	24	2,085	1,419	11.9	18.3	2,535	1,702	12.7	20.9	3,033	1,986	15.6	31.2	3,341	2,136	17.2	37.4
		25	2,363	1,669	13.6	24.0	2,873	2,003	14.5	27.2	3,437	2,337	17.8	40.1	3,786	2,513	19.6	47.6
		26	2,585	1,878	15.3	30.2	3,144	2,253	16.3	34.1	3,760	2,629	20.0	49.5	4,142	2,828	22.1	58.4
		27	2,780	2,086	17.0	36.8	3,380	2,504	18.1	41.4	4,044	2,921	22.3	59.3	4,454	3,142	24.5	69.5
		28	2,919	2,295	18.7	43.8	3,549	2,754	20.0	49.1	4,246	3,213	24.5	69.4	4,677	3,456	27.0	80.7
		29	3,058	2,525	20.4	51.1	3,718	3,029	21.8	57.1	4,448	3,534	26.7	79.6	4,900	3,802	29.4	91.7
		30	3,197	2,712	22.1	58.7	3,887	3,255	23.6	65.3	4,650	3,797	29.0	89.6	5,122	4,084	31.9	102.4
	5	24	1,966	1,402	7.4	6.6	2,633	1,814	9.0	10.2	2,843	1,953	10.7	14.6	3,127	2,070	11.7	17.8
		25	2,229	1,649	8.5	9.0	2,984	2,134	10.3	13.6	3,222	2,297	12.2	19.3	3,544	2,435	13.4	23.3
		26	2,438	1,856	9.6	11.6	3,264	2,401	11.6	17.4	3,525	2,585	13.7	24.4	3,878	2,739	15.1	29.3
		27	2,622	2,062	10.6	14.5	3,510	2,668	12.9	21.5	3,791	2,872	15.3	30.0	4,170	3,044	16.8	35.8
		28	2,753	2,268	11.7	17.7	3,686	2,935	14.2	26.0	3,980	3,159	16.8	35.9	4,378	3,348	18.4	42.6
		29	2,884	2,495	12.8	21.1	3,861	3,228	15.5	30.8	4,170	3,475	18.3	42.1	4,587	3,683	20.1	49.8
		30	3,015	2,680	13.8	24.7	4,037	3,468	16.8	35.8	4,359	3,733	19.8	48.6	4,795	3,957	21.8	57.2
	6	24	1,848	1,369	6.1	4.2	2,251	1,602	6.6	4.9	2,701	1,886	8.1	7.9	2,962	2,020	8.8	9.8
		25	2,094	1,610	7.0	5.7	2,551	1,885	7.5	6.7	3,061	2,219	9.2	10.7	3,356	2,376	10.1	13.0
		26	2,292	1,811	7.9	7.5	2,791	2,121	8.4	8.8	3,349	2,496	10.4	13.7	3,672	2,673	11.4	16.7
		27	2,464	2,013	8.8	9.5	3,001	2,356	9.4	11.1	3,601	2,774	11.5	17.1	3,949	2,970	12.6	20.7
		28	2,587	2,214	9.6	11.8	3,151	2,592	10.3	13.6	3,781	3,051	12.7	20.8	4,146	3,267	13.9	25.0
		29	2,710	2,335	10.5	14.1	3,301	2,733	11.3	16.3	3,961	3,217	13.8	24.7	4,344	3,445	15.2	29.6
		30	2,834	2,476	11.4	16.7	3,451	2,993	12.2	19.3	4,141	3,523	15.0	28.9	4,541	3,772	16.4	34.5
	7	24	1,658	1,235	4.7	2.1	1,990	1,452	5.1	2.6	2,393	1,719	6.2	4.3	2,630	1,836	6.8	5.4
		25	1,880	1,453	5.4	3.0	2,256	1,708	5.8	3.6	2,712	2,023	7.1	5.9	2,981	2,160	7.8	7.4
		26	2,057	1,635	6.1	4.1	2,468	1,922	6.5	4.9	2,967	2,275	8.0	7.8	3,261	2,430	8.8	9.6
		27	2,211	1,816	6.8	5.3	2,654	2,135	7.3	6.2	3,191	2,528	8.9	9.8	3,506	2,700	9.8	12.1
		28	2,322	1,998	7.4	6.6	2,786	2,349	8.0	7.8	3,350	2,781	9.8	12.1	3,682	2,970	10.7	14.8
		29	2,432	2,107	8.1	8.0	2,919	2,477	8.7	9.4	3,510	2,933	10.7	14.6	3,857	3,132	11.7	17.7
		30	2,543	2,234	8.8	9.6	3,052	2,627	9.4	11.2	3,669	3,110	11.6	17.2	4,032	3,375	12.7	20.8
	8	24	1,279	968	3.0	0.5	1,540	1,152	3.2	0.7	2,322	1,702	3.9	1.3	2,014	1,452	4.3	1.6
		25	1,450	1,139	3.4	0.8	1,745	1,355	3.7	1.0	2,631	2,003	4.5	1.9	2,282	1,708	4.9	2.3
		26	1,586	1,281	3.8	1.1	1,910	1,524	4.2	1.5	2,879	2,253	5.1	2.6	2,497	1,922	5.5	3.2
		27	1,706	1,424	4.3	1.6	2,053	1,694	4.6	2.0	3,096	2,504	5.6	3.4	2,685	2,135	6.1	4.2
		28	1,791	1,566	4.7	2.1	2,156	1,863	5.1	2.6	3,251	2,754	6.2	4.3	2,819	2,349	6.7	5.2
		29	1,876	1,651	5.1	2.6	2,259	1,965	5.6	3.3	3,405	2,904	6.8	5.3	2,954	2,477	7.4	6.4
		30	1,962	1,737	5.5	3.2	2,361	2,066	6.0	4.0	3,560	3,054	7.3	6.4	3,088	2,627	8.0	7.7

Note

1. TC : Total capacity(W), SHC : Sensible Heat Capacity(W)
2. Performances are based on the following conditions :
   1) Cooling
      - Inlet/Outlet Water Temp. 7°C / 12°C, Indoor Air Temp. 27°CDB / 19°CWB

6. Capacity Tables

Inlet Water Temp. (℃)	Water Temp Difference (℃)	Air Temp (℃ DB)	Air Temp(17℃ WB)				Air Temp(19℃ WB)				Air Temp(21℃ WB)				Air Temp(23℃ WB)			
			TC (W)	SHC (W)	Water Flow Rate (LPM)	Pressure Drop (kPa)	TC (W)	SHC (W)	Water Flow Rate (LPM)	Pressure Drop (kPa)	TC (W)	SHC (W)	Water Flow Rate (LPM)	Pressure Drop (kPa)	TC (W)	SHC (W)	Water Flow Rate (LPM)	Pressure Drop (kPa)
9	4	24	1,731	1,211	10.0	12.8	2,104	1,453	10.7	14.7	2,517	1,695	13.1	22.3	2,773	1,824	14.5	27.0
		25	1,962	1,425	11.5	16.9	2,385	1,710	12.2	19.3	2,853	1,995	15.0	29.0	3,143	2,146	16.5	34.8
		26	2,146	1,603	12.9	21.5	2,610	1,923	13.7	24.5	3,122	2,244	16.9	36.2	3,439	2,414	18.6	43.2
		27	2,308	1,781	14.3	26.5	2,806	2,137	15.3	30.0	3,357	2,493	18.8	43.9	3,698	2,682	20.6	52.1
		28	2,423	1,959	15.8	31.8	2,946	2,351	16.8	35.9	3,524	2,743	20.6	52.0	3,882	2,950	22.7	61.3
		29	2,538	2,155	17.2	37.5	3,087	2,586	18.3	42.2	3,692	3,017	22.5	60.4	4,067	3,245	24.8	70.7
		30	2,654	2,315	18.6	43.4	3,227	2,778	19.9	48.7	3,860	3,241	24.4	68.8	4,252	3,486	26.8	80.1
	5	24	1,632	1,197	6.3	4.4	2,399	1,676	8.3	8.4	2,360	1,667	9.0	10.1	2,596	1,767	9.9	12.4
		25	1,850	1,408	7.2	6.0	2,718	1,972	9.5	11.3	2,675	1,961	10.3	13.5	2,942	2,078	11.3	16.4
		26	2,024	1,584	8.1	7.9	2,974	2,219	10.7	14.5	2,927	2,206	11.6	17.3	3,219	2,338	12.7	20.9
		27	2,177	1,760	9.0	10.0	3,198	2,465	11.8	18.1	3,147	2,451	12.9	21.4	3,462	2,598	14.1	25.8
		28	2,285	1,936	9.9	12.3	3,358	2,712	13.0	22.0	3,304	2,697	14.1	25.8	3,635	2,858	15.5	31.0
		29	2,394	2,042	10.7	14.8	3,518	2,859	14.2	26.1	3,462	2,844	15.4	30.6	3,808	3,014	16.9	36.5
		30	2,503	2,147	11.6	17.5	3,678	3,007	15.4	30.4	3,619	2,991	16.7	35.6	3,981	3,170	18.4	42.3
	6	24	1,534	1,168	5.2	2.7	1,868	1,368	5.5	3.2	2,242	1,610	6.8	5.3	2,458	1,724	7.4	6.6
		25	1,739	1,374	5.9	3.8	2,118	1,609	6.3	4.5	2,541	1,894	7.8	7.3	2,786	2,028	8.5	9.0
		26	1,902	1,546	6.6	5.0	2,317	1,810	7.1	5.9	2,780	2,131	8.7	9.5	3,048	2,282	9.6	11.6
		27	2,045	1,718	7.4	6.5	2,491	2,011	7.9	7.6	2,989	2,368	9.7	11.9	3,278	2,535	10.6	14.5
		28	2,148	1,838	8.1	8.0	2,616	2,152	8.7	9.4	3,139	2,533	10.7	14.6	3,442	2,713	11.7	17.7
		29	2,250	1,941	8.8	9.8	2,740	2,273	9.5	11.3	3,288	2,675	11.6	17.5	3,606	2,865	12.8	21.1
		30	2,352	2,062	9.6	11.6	2,865	2,414	10.3	13.5	3,438	2,841	12.6	20.5	3,770	3,042	13.8	24.7
	7	24	1,377	1,054	4.0	1.3	1,652	1,240	4.3	1.6	1,986	1,468	5.2	2.8	2,183	1,567	5.8	3.6
		25	1,560	1,240	4.6	1.9	1,872	1,458	4.9	2.3	2,251	1,726	6.0	3.9	2,474	1,844	6.6	4.9
		26	1,707	1,395	5.1	2.6	2,049	1,641	5.5	3.2	2,463	1,942	6.7	5.2	2,707	2,074	7.4	6.5
		27	1,836	1,550	5.7	3.5	2,203	1,823	6.1	4.1	2,649	2,158	7.5	6.7	2,911	2,305	8.2	8.3
		28	1,927	1,659	6.3	4.4	2,313	1,950	6.7	5.2	2,781	2,309	8.2	8.3	3,056	2,466	9.0	10.2
		29	2,019	1,752	6.8	5.4	2,423	2,060	7.3	6.4	2,913	2,439	9.0	10.1	3,202	2,604	9.9	12.3
		30	2,111	1,861	7.4	6.5	2,533	2,187	7.9	7.7	3,046	2,590	9.7	12.0	3,347	2,766	10.7	14.6
	8	24	1,062	826	2.5	0.2	1,278	983	2.7	0.3	1,927	1,453	3.3	0.7	1,672	1,240	3.6	1.0
		25	1,204	972	2.9	0.4	1,449	1,157	3.1	0.6	2,184	1,710	3.8	1.1	1,895	1,458	4.1	1.4
		26	1,317	1,094	3.2	0.6	1,585	1,301	3.5	0.9	2,390	1,923	4.3	1.6	2,073	1,641	4.6	2.0
		27	1,416	1,215	3.6	0.9	1,705	1,446	3.9	1.2	2,570	2,137	4.7	2.1	2,229	1,823	5.2	2.7
		28	1,487	1,300	3.9	1.3	1,790	1,547	4.3	1.6	2,698	2,287	5.2	2.8	2,340	1,950	5.7	3.4
		29	1,558	1,373	4.3	1.6	1,875	1,634	4.7	2.1	2,827	2,415	5.7	3.5	2,452	2,060	6.2	4.3
		30	1,628	1,458	4.7	2.0	1,960	1,735	5.1	2.6	2,955	2,565	6.2	4.2	2,563	2,187	6.7	5.2

Note

1. TC : Total capacity(W), SHC : Sensible Heat Capacity(W)
2. Performances are based on the following conditions :
   1) Cooling
      - Inlet/Outlet Water Temp. 7°C / 12°C, Indoor Air Temp. 27°CDB / 19°CWB

6. Capacity Tables

◆ WFCA013R2TA

Inlet Water Temp. (℃)	Water Temp Difference (℃)	Air Temp (℃ DB)	Air Temp(17℃ WB)				Air Temp(19℃ WB)				Air Temp(21℃ WB)				Air Temp(23℃ WB)			
			TC (W)	SHC (W)	Water Flow Rate (LPM)	Pressure Drop (kPa)	TC (W)	SHC (W)	Water Flow Rate (LPM)	Pressure Drop (kPa)	TC (W)	SHC (W)	Water Flow Rate (LPM)	Pressure Drop (kPa)	TC (W)	SHC (W)	Water Flow Rate (LPM)	Pressure Drop (kPa)
5	4	24	4,860	2,941	18.0	40.8	5,307	3,333	19.7	48.0	6,348	3,888	22.3	59.3	6,993	4,182	25.7	74.9
		25	5,508	3,460	20.6	51.7	6,014	3,921	22.5	60.4	7,194	4,575	25.5	73.8	7,925	4,921	29.4	91.5
		26	6,027	3,892	23.1	63.2	6,580	4,411	25.3	73.2	7,872	5,146	28.6	88.2	8,671	5,536	33.0	107.3
		27	6,480	4,325	25.7	74.9	7,075	4,901	28.2	86.0	8,464	5,718	31.8	102.1	9,324	6,151	36.7	121.4
		28	6,804	4,757	28.3	86.6	7,429	5,391	31.0	98.5	8,887	6,290	35.0	115.1	9,790	6,766	40.4	133.2
		29	7,128	5,233	30.8	97.9	7,783	5,931	33.8	110.2	9,310	6,919	38.2	126.5	10,256	7,442	44.1	141.8
		30	7,452	5,622	33.4	108.8	8,137	6,372	36.6	121.0	9,734	7,434	41.4	135.8	10,722	7,996	47.7	146.6
	5	24	4,116	2,708	12.9	21.4	4,313	2,944	14.3	26.3	5,951	3,823	18.8	44.3	6,546	4,052	22.3	59.3
		25	4,665	3,186	14.7	27.8	4,888	3,463	16.3	34.0	6,745	4,498	21.5	56.1	7,419	4,767	25.5	73.8
		26	5,104	3,584	16.5	34.8	5,348	3,896	18.4	42.3	7,380	5,060	24.2	68.2	8,118	5,363	28.6	88.2
		27	5,488	3,983	18.4	42.3	5,750	4,329	20.4	51.0	7,935	5,622	26.9	80.5	8,729	5,958	31.8	102.1
		28	5,763	4,381	20.2	50.1	6,038	4,762	22.4	60.1	8,332	6,184	29.6	92.6	9,165	6,554	35.0	115.1
		29	6,037	4,819	22.0	58.2	6,325	5,238	24.5	69.3	8,729	6,803	32.3	104.2	9,601	7,210	38.2	126.5
		30	6,312	5,177	23.9	66.5	6,613	5,628	26.5	78.6	9,125	7,309	35.0	115.1	10,038	7,746	41.4	135.8
	6	24	3,868	2,614	11.1	16.0	4,711	3,137	13.4	23.1	5,654	3,692	15.8	31.9	6,199	3,954	18.0	40.8
		25	4,384	3,075	12.7	21.0	5,340	3,690	15.3	30.0	6,408	4,344	18.0	40.9	7,026	4,651	20.6	51.7
		26	4,797	3,460	14.3	26.5	5,842	4,152	17.2	37.5	7,011	4,887	20.3	50.4	7,687	5,233	23.1	63.2
		27	5,158	3,844	15.9	32.4	6,282	4,613	19.1	45.4	7,538	5,430	22.5	60.4	8,266	5,814	25.7	74.9
		28	5,416	4,229	17.5	38.8	6,596	5,074	21.0	53.7	7,915	5,973	24.8	70.7	8,679	6,396	28.3	86.6
		29	5,674	4,651	19.1	45.4	6,910	5,582	22.9	62.2	8,292	6,570	27.0	80.9	9,092	7,035	30.8	97.9
		30	5,931	4,997	20.7	52.3	7,224	5,997	24.8	70.9	8,669	7,059	29.3	91.1	9,505	7,559	33.4	108.8
	7	24	3,472	2,418	9.3	10.8	4,166	2,843	9.9	12.6	5,009	3,366	12.2	19.1	5,505	3,594	13.4	23.1
		25	3,934	2,845	10.6	14.3	4,721	3,344	11.4	16.6	5,677	3,959	13.9	25.0	6,239	4,229	15.3	30.0
		26	4,305	3,200	11.9	18.3	5,166	3,762	12.8	21.1	6,211	4,454	15.6	31.4	6,826	4,757	17.2	37.5
		27	4,629	3,556	13.2	22.6	5,555	4,181	14.2	26.0	6,679	4,949	17.4	38.3	7,340	5,286	19.1	45.4
		28	4,860	3,911	14.5	27.3	5,832	4,599	15.6	31.3	7,013	5,444	19.1	45.5	7,707	5,814	21.0	53.7
		29	5,092	4,303	15.9	32.2	6,110	5,058	17.0	36.9	7,346	5,989	20.9	53.0	8,074	6,396	22.9	62.2
		30	5,323	4,623	17.2	37.5	6,388	5,435	18.5	42.7	7,680	6,434	22.6	60.8	8,441	6,871	24.8	70.9
	8	24	2,678	1,895	5.8	3.7	3,224	2,255	6.3	4.5	4,860	3,333	7.7	7.2	4,215	2,843	8.4	8.7
		25	3,035	2,230	6.7	5.1	3,653	2,652	7.2	6.2	5,508	3,921	8.8	9.7	4,778	3,344	9.6	11.6
		26	3,321	2,508	7.5	6.7	3,997	2,984	8.2	8.1	6,027	4,411	9.9	12.5	5,227	3,762	10.8	15.0
		27	3,571	2,787	8.3	8.5	4,298	3,316	9.1	10.3	6,480	4,901	11.0	15.6	5,621	4,181	12.0	18.6
		28	3,749	3,066	9.2	10.5	4,513	3,647	10.0	12.6	6,804	5,391	12.1	19.0	5,902	4,599	13.2	22.5
		29	3,928	3,372	10.0	12.7	4,728	4,012	10.9	15.2	7,128	5,931	13.2	22.6	6,183	5,058	14.4	26.8
		30	4,106	3,623	10.8	15.0	4,943	4,310	11.8	17.9	7,452	6,372	14.3	26.5	6,464	5,435	15.6	31.2
6	4	24	3,638	2,485	16.9	36.2	4,424	2,982	19.8	48.4	5,292	3,479	23.5	64.7	5,829	3,743	26.4	78.0
		25	4,123	2,924	19.3	46.1	5,014	3,509	22.6	60.9	5,998	4,093	26.8	79.9	6,607	4,403	30.2	95.0
		26	4,511	3,289	21.7	56.7	5,485	3,947	25.4	73.7	6,562	4,605	30.2	95.0	7,229	4,953	33.9	110.8
		27	4,851	3,655	24.1	67.5	5,898	4,386	28.3	86.6	7,056	5,117	33.5	109.2	7,773	5,504	37.7	124.8
		28	5,094	4,020	26.5	78.5	6,193	4,824	31.1	99.1	7,409	5,628	36.9	121.9	8,161	6,054	41.5	136.1
		29	5,336	4,422	28.9	89.4	6,488	5,307	33.9	110.8	7,762	6,191	40.2	132.7	8,550	6,659	45.2	143.8
		30	5,579	4,751	31.3	100.0	6,783	5,701	36.8	121.6	8,114	6,652	43.6	140.9	8,939	7,155	49.0	147.1
	5	24	3,432	2,456	11.0	15.5	3,938	2,785	13.2	22.6	4,961	3,421	17.9	40.3	5,457	3,626	19.6	47.8
		25	3,889	2,889	12.6	20.4	4,463	3,276	15.1	29.3	5,623	4,025	20.4	51.2	6,185	4,265	22.5	60.1
		26	4,255	3,251	14.1	25.8	4,883	3,686	17.0	36.7	6,152	4,528	23.0	62.6	6,767	4,799	25.3	72.9
		27	4,575	3,612	15.7	31.7	5,250	4,095	18.9	44.4	6,615	5,031	25.6	74.2	7,277	5,332	28.1	85.6
		28	4,804	3,973	17.3	37.8	5,513	4,505	20.8	52.6	6,946	5,534	28.1	85.8	7,640	5,865	30.9	98.1
		29	5,033	4,370	18.9	44.4	5,775	4,955	22.6	61.0	7,277	6,087	30.7	97.2	8,004	6,451	33.7	109.8
		30	5,262	4,695	20.4	51.1	6,038	5,324	24.5	69.5	7,607	6,540	33.2	108.0	8,368	6,931	36.5	120.6
	6	24	3,225	2,398	10.3	13.4	3,928	2,807	11.0	15.5	4,713	3,304	13.5	23.5	5,168	3,538	14.8	28.3
		25	3,655	2,821	11.7	17.8	4,451	3,302	12.6	20.4	5,342	3,887	15.4	30.5	5,857	4,162	16.9	36.4
		26	3,999	3,173	13.2	22.5	4,870	3,715	14.1	25.8	5,844	4,373	17.3	38.1	6,408	4,682	19.0	45.2
		27	4,300	3,526	14.7	27.7	5,237	4,128	15.7	31.7	6,284	4,859	19.3	46.1	6,891	5,203	21.2	54.3
		28	4,515	3,878	16.1	33.3	5,499	4,541	17.3	37.8	6,598	5,345	21.2	54.5	7,235	5,723	23.3	63.8
		29	4,730	4,266	17.6	39.1	5,761	4,995	18.9	44.4	6,913	5,879	23.1	63.2	7,580	6,295	25.4	73.4
		30	4,945	4,584	19.1	45.2	6,022	5,366	20.4	51.1	7,227	6,316	25.1	71.9	7,924	6,764	27.5	83.1
	7	24	2,894	2,164	7.9	7.6	3,473	2,544	8.5	8.9	4,176	3,012	10.4	13.9	4,589	3,216	11.4	16.9
		25	3,280	2,545	9.0	10.3	3,936	2,993	9.7	12.0	4,732	3,543	11.9	18.3	5,201	3,784	13.1	22.1
		26	3,589	2,864	10.2	13.2	4,306	3,367	10.9	15.4	5,178	3,986	13.4	23.2	5,691	4,257	14.7	27.9
		27	3,859	3,182	11.3	16.5	4,631	3,741	12.1	19.1	5,568	4,429	14.9	28.5	6,119	4,730	16.3	34.1
		28	4,052	3,500	12.4	20.0	4,862	4,115	13.4	23.1	5,846	4,872	16.4	34.2	6,425	5,203	18.0	40.7
		29	4,245	3,850	13.6	23.8	5,094	4,526	14.6	27.4	6,124	5,359	17.8	40.2	6,731	5,723	19.6	47.6
		30	4,438	4,136	14.7	27.9	5,325	4,863	15.8	32.0	6,403	5,757	19.3	46.4	7,037	6,149	21.2	54.7
	8	24	2,233	1,696	5.0	2.5	2,687	2,017	5.4	3.1	4,052	2,982	6.6	5.0	3,514	2,544	7.2	6.1
		25	2,530	1,995	5.7	3.5	3,046	2,373	6.2	4.3	4,592	3,509	7.5	6.8	3,983	2,993	8.2	8.3
		26	2,768	2,244	6.4	4.6	3,332	2,670	7.0	5.7	5,024	3,947	8.5	8.9	4,358	3,367	9.2	10.7
		27	2,977	2,494	7.1	6.0	3,583	2,967	7.7	7.3	5,402	4,386	9.4	11.2	4,686	3,741	10.3	13.4
		28	3,126	2,743	7.8	7.4	3,762	3,264	8.5	9.0	5,672	4,824	10.4	13.7	4,920	4,115	11.3	16.4
		29	3,274	3,018	8.5	9.0	3,941	3,590	9.3	10.9	5,942	5,307	11.3	16.5	5,154	4,526	12.3	19.6
		30	3,423	3,167	9.3	10.8	4,121	3,768	10.1	12.9	6,213	5,570	12.3	19.4	5,388	4,751	13.3	23.0

Note

1. TC : Total capacity(W), SHC : Sensible Heat Capacity(W)
2. Performances are based on the following conditions :
   1) Cooling
      - Inlet/Outlet Water Temp. 7°C / 12°C, Indoor Air Temp. 27°CDB / 19°CWB

6. Capacity Tables

Inlet Water Temp. (℃)	Water Temp Difference (℃)	Air Temp (℃ DB)	Air Temp(17℃ WB)				Air Temp(19℃ WB)				Air Temp(21℃ WB)				Air Temp(23℃ WB)			
			TC (W)	SHC (W)	Water Flow Rate (LPM)	Pressure Drop (kPa)	TC (W)	SHC (W)	Water Flow Rate (LPM)	Pressure Drop (kPa)	TC (W)	SHC (W)	Water Flow Rate (LPM)	Pressure Drop (kPa)	TC (W)	SHC (W)	Water Flow Rate (LPM)	Pressure Drop (kPa)
7	4	24	3,300	2,254	16.2	33.5	4,013	2,705	17.3	37.7	4,800	3,156	21.2	54.5	5,288	3,395	23.3	64.1
		25	3,740	2,652	18.5	42.9	4,548	3,182	19.7	48.1	5,440	3,713	24.2	68.1	5,993	3,994	26.7	79.2
		26	4,092	2,984	20.8	52.8	4,976	3,580	22.2	58.9	5,952	4,177	27.2	81.9	6,557	4,493	30.0	94.2
		27	4,400	3,315	23.1	63.1	5,350	3,978	24.7	70.1	6,400	4,641	30.3	95.4	7,050	4,992	33.3	108.4
		28	4,620	3,647	25.4	73.7	5,618	4,376	27.1	81.3	6,720	5,105	33.3	108.2	7,403	5,491	36.7	121.2
		29	4,840	4,011	27.7	84.2	5,885	4,813	29.6	92.4	7,040	5,616	36.3	119.9	7,755	6,040	40.0	132.0
		30	5,060	4,310	30.1	94.5	6,153	5,171	32.0	103.1	7,360	6,033	39.3	130.1	8,108	6,490	43.3	140.4
	5	24	3,113	2,228	10.1	13.0	3,750	2,652	11.9	18.3	4,500	3,103	14.5	27.2	4,950	3,288	15.9	32.6
		25	3,528	2,621	11.6	17.2	4,250	3,120	13.6	23.9	5,100	3,650	16.6	35.1	5,610	3,869	18.2	41.7
		26	3,860	2,948	13.0	21.9	4,650	3,510	15.3	30.1	5,580	4,107	18.7	43.6	6,138	4,352	20.5	51.5
		27	4,150	3,276	14.5	27.0	5,000	3,900	17.0	36.7	6,000	4,563	20.7	52.5	6,600	4,836	22.8	61.6
		28	4,358	3,604	15.9	32.4	5,250	4,290	18.7	43.7	6,300	5,019	22.8	61.8	6,930	5,320	25.1	71.9
		29	4,565	3,964	17.3	38.1	5,500	4,719	20.4	51.0	6,600	5,521	24.9	71.2	7,260	5,852	27.3	82.3
		30	4,773	4,259	18.8	44.1	5,750	5,070	22.1	58.5	6,900	5,932	27.0	80.6	7,590	6,287	29.6	92.5
	6	24	2,925	2,175	8.3	8.5	3,563	2,546	8.9	9.9	4,275	2,997	10.9	15.4	4,688	3,209	12.0	18.7
		25	3,315	2,558	9.5	11.4	4,038	2,995	10.2	13.3	4,845	3,526	12.5	20.3	5,313	3,775	13.7	24.4
		26	3,627	2,878	10.7	14.7	4,418	3,370	11.5	17.0	5,301	3,966	14.1	25.6	5,813	4,247	15.5	30.7
		27	3,900	3,198	11.9	18.3	4,750	3,744	12.8	21.0	5,700	4,407	15.6	31.4	6,250	4,719	17.2	37.4
		28	4,095	3,518	13.1	22.2	4,988	4,118	14.0	25.4	5,985	4,848	17.2	37.5	6,563	5,191	18.9	44.5
		29	4,290	3,870	14.3	26.3	5,225	4,530	15.3	30.1	6,270	5,332	18.8	44.0	6,875	5,710	20.6	51.9
		30	4,485	4,157	15.5	30.7	5,463	4,867	16.6	35.0	6,555	5,729	20.3	50.7	7,188	6,135	22.3	59.5
	7	24	2,625	1,962	6.4	4.7	3,150	2,307	6.9	5.5	3,788	2,732	8.4	8.8	4,163	2,917	9.3	10.8
		25	2,975	2,309	7.3	6.4	3,570	2,714	7.9	7.5	4,293	3,214	9.7	11.8	4,718	3,432	10.6	14.4
		26	3,255	2,597	8.3	8.4	3,906	3,054	8.9	9.8	4,697	3,615	10.9	15.2	5,162	3,861	11.9	18.4
		27	3,500	2,886	9.2	10.6	4,200	3,393	9.9	12.3	5,050	4,017	12.1	18.8	5,550	4,290	13.3	22.8
		28	3,675	3,175	10.1	13.0	4,410	3,732	10.8	15.1	5,303	4,419	13.3	22.8	5,828	4,719	14.6	27.4
		29	3,850	3,492	11.0	15.6	4,620	4,106	11.8	18.1	5,555	4,861	14.5	27.1	6,105	5,191	15.9	32.4
		30	4,025	3,752	11.9	18.4	4,830	4,411	12.8	21.3	5,808	5,222	15.7	31.6	6,383	5,577	17.2	37.7
	8	24	2,025	1,538	4.0	1.4	2,438	1,830	4.4	1.7	3,675	2,705	5.4	3.0	3,188	2,307	5.8	3.7
		25	2,295	1,810	4.6	2.0	2,763	2,153	5.0	2.5	4,165	3,182	6.1	4.1	3,613	2,714	6.7	5.1
		26	2,511	2,036	5.2	2.7	3,023	2,422	5.7	3.4	4,557	3,580	6.9	5.5	3,953	3,054	7.5	6.7
		27	2,700	2,262	5.8	3.6	3,250	2,691	6.3	4.4	4,900	3,978	7.7	7.0	4,250	3,393	8.3	8.5
		28	2,835	2,488	6.4	4.6	3,413	2,960	6.9	5.6	5,145	4,376	8.4	8.7	4,463	3,732	9.2	10.5
		29	2,970	2,737	6.9	5.6	3,575	3,256	7.5	6.8	5,390	4,813	9.2	10.6	4,675	4,106	10.0	12.7
		30	3,105	2,873	7.5	6.8	3,738	3,418	8.2	8.2	5,635	5,052	9.9	12.6	4,888	4,309	10.8	15.1
8	4	24	2,673	1,908	15.2	29.8	3,250	2,290	16.2	33.7	3,888	2,671	19.9	49.0	4,283	2,873	21.9	57.9
		25	3,029	2,245	17.4	38.3	3,683	2,694	18.6	43.1	4,406	3,143	22.8	61.6	4,854	3,380	25.1	72.1
		26	3,315	2,525	19.6	47.5	4,030	3,030	20.9	53.1	4,821	3,535	25.6	74.5	5,311	3,803	28.2	86.3
		27	3,564	2,806	21.8	57.0	4,334	3,367	23.2	63.5	5,184	3,928	28.5	87.5	5,711	4,225	31.4	100.1
		28	3,742	3,086	23.9	66.8	4,550	3,704	25.5	74.0	5,443	4,321	31.3	100.0	5,996	4,648	34.5	113.0
		29	3,920	3,395	26.1	76.7	4,767	4,074	27.8	84.6	5,702	4,753	34.2	111.8	6,282	5,113	37.6	124.6
		30	4,099	3,648	28.3	86.6	4,984	4,377	30.2	94.9	5,962	5,107	37.0	122.5	6,567	5,493	40.8	134.2
	5	24	2,521	1,886	9.5	11.4	3,375	2,440	11.5	17.2	3,645	2,626	13.7	24.1	4,010	2,783	15.0	29.0
		25	2,857	2,218	10.9	15.2	3,825	2,870	13.2	22.5	4,131	3,090	15.6	31.3	4,544	3,275	17.1	37.3
		26	3,126	2,496	12.2	19.4	4,185	3,229	14.8	28.4	4,520	3,476	17.6	39.0	4,972	3,684	19.3	46.2
		27	3,362	2,773	13.6	23.9	4,500	3,588	16.5	34.7	4,860	3,862	19.5	47.2	5,346	4,093	21.4	55.6
		28	3,530	3,050	15.0	28.8	4,725	3,947	18.1	41.4	5,103	4,248	21.5	55.7	5,613	4,503	23.6	65.2
		29	3,698	3,355	16.3	34.0	4,950	4,341	19.8	48.4	5,346	4,673	23.4	64.5	5,881	4,953	25.7	75.0
		30	3,866	3,605	17.7	39.5	5,175	4,664	21.4	55.6	5,589	5,021	25.4	73.4	6,148	5,321	27.9	84.7
	6	24	2,369	1,841	7.8	7.4	2,886	2,155	8.4	8.7	3,463	2,536	10.3	13.6	3,797	2,716	11.3	16.5
		25	2,685	2,165	9.0	10.0	3,270	2,535	9.6	11.7	3,924	2,984	11.8	17.9	4,303	3,195	12.9	21.6
		26	2,938	2,436	10.1	12.9	3,578	2,852	10.8	15.0	4,294	3,357	13.2	22.7	4,708	3,595	14.5	27.3
		27	3,159	2,707	11.2	16.1	3,848	3,169	12.0	18.6	4,617	3,730	14.7	27.9	5,063	3,994	16.2	33.4
		28	3,317	2,977	12.3	19.6	4,040	3,486	13.2	22.5	4,848	4,103	16.2	33.5	5,316	4,394	17.8	39.9
		29	3,475	3,140	13.4	23.4	4,232	3,676	14.4	26.8	5,079	4,327	17.7	39.4	5,569	4,633	19.4	46.6
		30	3,633	3,329	14.6	27.3	4,425	4,025	15.6	31.2	5,310	4,737	19.1	45.5	5,822	5,073	21.0	53.7
	7	24	2,126	1,661	6.0	4.0	2,552	1,953	6.5	4.8	3,068	2,312	7.9	7.7	3,372	2,469	8.7	9.5
		25	2,410	1,954	6.9	5.6	2,892	2,297	7.4	6.6	3,477	2,720	9.1	10.3	3,821	2,905	10.0	12.7
		26	2,637	2,198	7.8	7.3	3,164	2,585	8.3	8.6	3,804	3,060	10.2	13.3	4,181	3,268	11.2	16.2
		27	2,835	2,443	8.6	9.3	3,402	2,872	9.3	10.8	4,091	3,400	11.4	16.6	4,496	3,631	12.5	20.1
		28	2,977	2,687	9.5	11.4	3,572	3,159	10.2	13.3	4,295	3,740	12.5	20.2	4,720	3,994	13.7	24.4
		29	3,119	2,834	10.4	13.7	3,742	3,331	11.1	16.0	4,500	3,944	13.6	24.0	4,945	4,212	15.0	28.9
		30	3,260	3,005	11.2	16.2	3,912	3,532	12.1	18.8	4,704	4,182	14.8	28.1	5,170	4,539	16.2	33.6
	8	24	1,640	1,302	3.8	1.1	1,974	1,549	4.1	1.5	2,977	2,290	5.0	2.5	2,582	1,953	5.5	3.2
		25	1,859	1,532	4.4	1.7	2,238	1,822	4.7	2.1	3,374	2,694	5.8	3.6	2,926	2,297	6.3	4.4
		26	2,034	1,723	4.9	2.3	2,448	2,050	5.3	2.9	3,691	3,030	6.5	4.8	3,202	2,585	7.1	5.8
		27	2,187	1,915	5.4	3.1	2,633	2,278	5.9	3.8	3,969	3,367	7.2	6.1	3,443	2,872	7.8	7.4
		28	2,296	2,106	6.0	3.9	2,764	2,505	6.5	4.8	4,167	3,704	7.9	7.6	3,615	3,159	8.6	9.2
		29	2,406	2,221	6.5	4.8	2,896	2,642	7.1	5.9	4,366	3,906	8.6	9.3	3,787	3,331	9.4	11.2
		30	2,515	2,336	7.1	5.9	3,027	2,779	7.7	7.1	4,564	4,108	9.4	11.0	3,959	3,532	10.2	13.2

Note

1. TC : Total capacity(W), SHC : Sensible Heat Capacity(W)
2. Performances are based on the following conditions :
   1) Cooling
      - Inlet/Outlet Water Temp. 7°C / 12°C, Indoor Air Temp. 27°CDB / 19°CWB

6. Capacity Tables

Inlet Water Temp. (℃)	Water Temp Difference (℃)	Air Temp (℃ DB)	Air Temp(17℃ WB)				Air Temp(19℃ WB)				Air Temp(21℃ WB)				Air Temp(23℃ WB)			
			TC (W)	SHC (W)	Water Flow Rate (LPM)	Pressure Drop (kPa)	TC (W)	SHC (W)	Water Flow Rate (LPM)	Pressure Drop (kPa)	TC (W)	SHC (W)	Water Flow Rate (LPM)	Pressure Drop (kPa)	TC (W)	SHC (W)	Water Flow Rate (LPM)	Pressure Drop (kPa)
9	4	24	2,219	1,629	12.8	21.3	2,698	1,954	13.7	24.2	3,228	2,280	16.8	35.8	3,555	2,453	18.5	42.8
		25	2,515	1,916	14.7	27.7	3,058	2,299	15.6	31.3	3,658	2,682	19.2	45.7	4,029	2,885	21.1	54.2
		26	2,751	2,156	16.5	34.7	3,346	2,587	17.6	39.0	4,002	3,018	21.6	56.2	4,409	3,246	23.8	66.0
		27	2,959	2,395	18.3	42.1	3,597	2,874	19.5	47.2	4,303	3,353	24.0	67.0	4,740	3,607	26.4	78.0
		28	3,106	2,635	20.1	49.9	3,777	3,162	21.5	55.8	4,519	3,688	26.4	77.9	4,977	3,967	29.0	90.0
		29	3,254	2,898	22.0	58.0	3,957	3,478	23.4	64.5	4,734	4,057	28.8	88.8	5,214	4,364	31.7	101.5
		30	3,402	3,114	23.8	66.3	4,137	3,736	25.4	73.4	4,949	4,359	31.2	99.3	5,451	4,689	34.3	112.3
	5	24	2,093	1,609	8.0	7.8	3,075	2,254	10.6	14.4	3,026	2,242	11.5	17.1	3,328	2,376	12.6	20.7
		25	2,372	1,894	9.2	10.5	3,485	2,652	12.1	18.9	3,429	2,637	13.1	22.4	3,772	2,795	14.4	26.9
		26	2,595	2,130	10.3	13.6	3,813	2,984	13.6	24.0	3,752	2,967	14.8	28.2	4,127	3,145	16.2	33.7
		27	2,790	2,367	11.4	16.9	4,100	3,315	15.1	29.5	4,034	3,297	16.4	34.4	4,438	3,494	18.0	41.0
		28	2,930	2,604	12.6	20.5	4,305	3,647	16.6	35.3	4,236	3,626	18.1	41.1	4,660	3,843	19.8	48.6
		29	3,070	2,746	13.7	24.4	4,510	3,845	18.2	41.4	4,438	3,824	19.7	48.0	4,882	4,053	21.7	56.5
		30	3,209	2,888	14.9	28.5	4,715	4,044	19.7	47.8	4,640	4,022	21.4	55.2	5,104	4,263	23.5	64.7
	6	24	1,967	1,571	6.6	5.0	2,395	1,839	7.1	5.9	2,875	2,165	8.7	9.3	3,152	2,318	9.5	11.5
		25	2,229	1,848	7.5	6.8	2,715	2,164	8.1	8.0	3,258	2,547	9.9	12.5	3,572	2,728	10.9	15.2
		26	2,439	2,079	8.5	8.9	2,970	2,435	9.1	10.4	3,564	2,866	11.1	16.0	3,908	3,069	12.2	19.4
		27	2,622	2,311	9.4	11.2	3,194	2,705	10.1	13.0	3,833	3,184	12.4	19.9	4,203	3,409	13.6	23.9
		28	2,753	2,472	10.4	13.7	3,354	2,894	11.1	15.9	4,024	3,407	13.6	24.0	4,413	3,648	15.0	28.8
		29	2,885	2,611	11.3	16.5	3,513	3,057	12.1	19.0	4,216	3,598	14.9	28.5	4,623	3,853	16.3	34.0
		30	3,016	2,773	12.3	19.4	3,673	3,246	13.1	22.3	4,408	3,821	16.1	33.2	4,833	4,091	17.7	39.5
	7	24	1,765	1,418	5.1	2.6	2,118	1,667	5.5	3.1	2,547	1,974	6.7	5.2	2,799	2,108	7.4	6.4
		25	2,000	1,668	5.8	3.7	2,400	1,961	6.2	4.4	2,886	2,322	7.6	7.0	3,172	2,480	8.4	8.7
		26	2,189	1,877	6.5	4.9	2,626	2,206	7.0	5.8	3,158	2,612	8.6	9.2	3,471	2,790	9.5	11.3
		27	2,353	2,085	7.3	6.3	2,824	2,451	7.8	7.4	3,396	2,902	9.6	11.6	3,732	3,100	10.5	14.1
		28	2,471	2,231	8.0	7.8	2,965	2,623	8.6	9.1	3,565	3,105	10.5	14.2	3,918	3,316	11.6	17.2
		29	2,589	2,356	8.7	9.5	3,106	2,770	9.4	11.1	3,735	3,280	11.5	17.0	4,105	3,502	12.6	20.6
		30	2,706	2,502	9.5	11.3	3,248	2,942	10.2	13.1	3,905	3,483	12.4	20.0	4,292	3,719	13.7	24.1
	8	24	1,362	1,111	3.2	0.6	1,639	1,322	3.5	0.8	2,471	1,954	4.2	1.6	2,143	1,667	4.6	2.0
		25	1,543	1,307	3.7	1.0	1,858	1,555	4.0	1.3	2,801	2,299	4.8	2.3	2,429	1,961	5.3	2.9
		26	1,688	1,471	4.1	1.4	2,032	1,750	4.5	1.8	3,064	2,587	5.5	3.1	2,658	2,206	5.9	3.8
		27	1,815	1,634	4.6	1.9	2,185	1,944	5.0	2.4	3,295	2,874	6.1	4.0	2,858	2,451	6.6	5.0
		28	1,906	1,749	5.0	2.5	2,295	2,080	5.5	3.1	3,459	3,075	6.7	5.1	3,001	2,623	7.3	6.2
		29	1,997	1,847	5.5	3.2	2,404	2,197	6.0	3.9	3,624	3,248	7.3	6.3	3,143	2,770	7.9	7.6
		30	2,088	1,961	6.0	3.9	2,513	2,333	6.5	4.8	3,789	3,449	7.9	7.5	3,286	2,942	8.6	9.1

Note

1. TC : Total capacity(W), SHC : Sensible Heat Capacity(W)
2. Performances are based on the following conditions :
   1) Cooling
      - Inlet/Outlet Water Temp. 7°C / 12°C, Indoor Air Temp. 27°CDB / 19°CWB

6. Capacity Tables

◆ WFCA018R2TA

Inlet Water Temp. (℃)	Water Temp Differenc e (℃)	Air Temp (℃ DB)	Air Temp(17℃ WB)				Air Temp(19℃ WB)				Air Temp(21℃ WB)				Air Temp(23℃ WB)			
			TC (W)	SHC (W)	Water Flow Rate (LPM)	Press ure Drop (kPa)	TC (W)	SHC (W)	Water Flow Rate (LPM)	Press ure Drop (kPa)	TC (W)	SHC (W)	Water Flow Rate (LPM)	Press ure Drop (kPa)	TC (W)	SHC (W)	Water Flow Rate (LPM)	Press ure Drop (kPa)
5	4	24	6,415	3,883	23.0	62.4	7,005	4,401	25.2	72.4	8,379	5,135	28.4	87.3	9,230	5,523	32.8	106.3
		25	7,271	4,569	26.2	77.4	7,939	5,178	28.7	88.7	9,497	6,041	32.5	105.0	10,461	6,498	37.5	124.1
		26	7,955	5,140	29.5	92.2	8,686	5,825	32.3	104.3	10,390	6,796	36.6	120.8	11,446	7,310	42.2	137.9
		27	8,554	5,711	32.8	106.3	9,339	6,472	35.9	118.6	11,172	7,551	40.6	133.8	12,307	8,122	46.9	145.8
		28	8,982	6,282	36.1	119.1	9,806	7,119	39.5	130.7	11,731	8,306	44.7	142.9	12,923	8,934	51.6	146.5
		29	9,409	6,910	39.4	130.2	10,273	7,831	43.1	140.0	12,290	9,137	48.7	147.1	13,538	9,828	56.2	138.2
		30	9,837	7,424	42.7	138.9	10,740	8,414	46.7	145.7	12,848	9,816	52.8	145.2	14,153	10,559	60.9	119.3
	5	24	5,433	3,576	16.4	34.4	5,693	3,887	18.2	41.7	7,856	5,048	24.1	67.4	8,641	5,350	28.4	87.3
		25	6,158	4,207	18.7	43.9	6,452	4,573	20.8	52.9	8,903	5,939	27.5	83.1	9,793	6,295	32.5	105.0
		26	6,738	4,733	21.1	54.1	7,059	5,145	23.4	64.6	9,741	6,682	30.9	98.3	10,715	7,081	36.6	120.8
		27	7,245	5,259	23.4	64.6	7,590	5,717	26.0	76.4	10,474	7,424	34.4	112.6	11,522	7,868	40.6	133.8
		28	7,607	5,785	25.8	75.2	7,970	6,288	28.6	88.2	10,998	8,166	37.8	125.2	12,098	8,655	44.7	142.9
		29	7,969	6,364	28.1	85.9	8,349	6,917	31.2	99.7	11,522	8,983	41.2	135.5	12,674	9,521	48.7	147.1
		30	8,331	6,837	30.5	96.3	8,729	7,431	33.9	110.5	12,045	9,651	44.7	142.9	13,250	10,229	52.8	145.2
	6	24	5,106	3,452	14.2	26.1	6,219	4,142	17.1	37.0	7,463	4,876	20.1	49.8	8,183	5,221	23.0	62.4
		25	5,787	4,061	16.2	33.7	7,048	4,873	19.5	47.1	8,458	5,736	23.0	62.6	9,274	6,142	26.2	77.4
		26	6,332	4,569	18.3	42.0	7,712	5,482	21.9	57.8	9,254	6,453	25.9	75.7	10,147	6,910	29.5	92.2
		27	6,808	5,076	20.3	50.6	8,292	6,092	24.4	68.8	9,950	7,170	28.7	88.7	10,911	7,678	32.8	106.3
		28	7,149	5,584	22.3	59.6	8,707	6,701	26.8	79.9	10,448	7,887	31.6	101.3	11,456	8,446	36.1	119.1
		29	7,489	6,142	24.4	68.8	9,121	7,371	29.2	90.9	10,946	8,676	34.5	113.1	12,002	9,290	39.4	130.2
		30	7,829	6,599	26.4	78.1	9,536	7,919	31.7	101.6	11,443	9,321	37.4	123.7	12,547	9,981	42.7	138.9
	7	24	4,582	3,193	11.8	18.0	5,499	3,754	12.7	20.8	6,612	4,444	15.5	31.0	7,266	4,746	17.1	37.0
		25	5,193	3,756	13.5	23.6	6,232	4,416	14.5	27.1	7,493	5,229	17.7	39.8	8,235	5,584	19.5	47.1
		26	5,682	4,226	15.2	29.7	6,819	4,968	16.3	34.0	8,199	5,882	20.0	49.1	9,010	6,282	21.9	57.8
		27	6,110	4,696	16.9	36.2	7,332	5,520	18.1	41.3	8,816	6,536	22.2	58.9	9,689	6,980	24.4	68.8
		28	6,415	5,165	18.6	43.1	7,699	6,072	19.9	49.0	9,257	7,189	24.4	69.0	10,173	7,678	26.8	79.9
		29	6,721	5,682	20.2	50.4	8,065	6,680	21.7	57.0	9,697	7,908	26.6	79.1	10,657	8,446	29.2	90.9
		30	7,026	6,104	21.9	57.8	8,432	7,177	23.6	65.1	10,138	8,496	28.8	89.1	11,142	9,074	31.7	101.6
	8	24	3,535	2,503	7.4	6.6	4,255	2,977	8.1	8.0	6,415	4,401	9.8	12.3	5,564	3,754	10.7	14.7
		25	4,006	2,944	8.5	8.9	4,822	3,503	9.2	10.8	7,271	5,178	11.2	16.3	6,306	4,416	12.2	19.4
		26	4,383	3,312	9.6	11.6	5,276	3,940	10.4	13.8	7,955	5,825	12.7	20.7	6,900	4,968	13.8	24.6
		27	4,713	3,680	10.6	14.5	5,674	4,378	11.6	17.2	8,554	6,472	14.1	25.6	7,419	5,520	15.3	30.1
		28	4,949	4,048	11.7	17.6	5,957	4,816	12.7	20.9	8,982	7,119	15.5	30.7	7,790	6,072	16.8	36.1
		29	5,185	4,453	12.7	21.0	6,241	5,298	13.9	24.9	9,409	7,831	16.9	36.2	8,161	6,680	18.4	42.3
		30	5,420	4,784	13.8	24.7	6,525	5,692	15.0	29.1	9,837	8,414	18.3	42.0	8,532	7,177	19.9	48.9
6	4	24	4,802	3,282	21.5	56.0	5,839	3,938	25.3	72.9	6,985	4,595	29.9	94.0	7,695	4,942	33.7	109.9
		25	5,443	3,861	24.6	69.9	6,618	4,633	28.9	89.3	7,917	5,405	34.2	112.0	8,721	5,814	38.5	127.5
		26	5,955	4,344	27.7	83.9	7,241	5,212	32.5	104.9	8,662	6,081	38.5	127.5	9,542	6,541	43.3	140.4
		27	6,403	4,826	30.7	97.5	7,786	5,791	36.1	119.1	9,314	6,757	42.8	139.2	10,260	7,268	48.1	146.8
		28	6,723	5,309	33.8	110.4	8,175	6,371	39.7	131.2	9,780	7,432	47.1	146.0	10,773	7,994	52.9	145.0
		29	7,044	5,840	36.9	122.0	8,564	7,008	43.3	140.4	10,245	8,176	51.3	146.6	11,286	8,794	57.8	133.3
		30	7,364	6,274	40.0	132.0	8,954	7,529	46.9	145.9	10,711	8,784	55.6	139.9	11,799	9,448	62.6	110.0
	5	24	4,530	3,243	14.0	25.5	5,198	3,677	16.9	36.2	6,549	4,517	22.8	61.8	7,204	4,788	25.1	72.0
		25	5,134	3,816	16.0	32.9	5,891	4,326	19.3	46.1	7,422	5,314	26.1	76.7	8,164	5,632	28.7	88.3
		26	5,617	4,292	18.0	41.0	6,445	4,867	21.7	56.7	8,121	5,979	29.4	91.4	8,933	6,337	32.2	103.9
		27	6,039	4,769	20.1	49.5	6,930	5,408	24.1	67.5	8,732	6,643	32.6	105.5	9,605	7,041	35.8	118.2
		28	6,341	5,246	22.1	58.4	7,277	5,948	26.5	78.5	9,168	7,307	35.9	118.4	10,085	7,745	39.4	130.3
		29	6,643	5,771	24.1	67.4	7,623	6,543	28.9	89.4	9,605	8,038	39.1	129.5	10,565	8,519	43.0	139.7
		30	6,945	6,200	26.1	76.6	7,970	7,030	31.3	100.0	10,042	8,636	42.4	138.4	11,046	9,153	46.6	145.5
	6	24	4,257	3,166	13.1	22.2	5,185	3,707	14.0	25.5	6,221	4,363	17.2	37.6	6,822	4,672	18.9	44.6
		25	4,824	3,725	15.0	28.9	5,876	4,361	16.0	32.9	7,051	5,133	19.7	47.9	7,731	5,496	21.6	56.3
		26	5,278	4,190	16.8	36.1	6,429	4,906	18.0	41.0	7,715	5,774	22.1	58.7	8,459	6,183	24.3	68.5
		27	5,676	4,656	18.7	43.8	6,913	5,451	20.1	49.5	8,295	6,416	24.6	69.9	9,096	6,870	27.0	80.8
		28	5,959	5,121	20.6	51.8	7,258	5,996	22.1	58.4	8,710	7,058	27.1	81.1	9,550	7,557	29.7	92.9
		29	6,243	5,634	22.5	60.2	7,604	6,595	24.1	67.4	9,125	7,763	29.5	92.1	10,005	8,313	32.4	104.6
		30	6,527	6,053	24.3	68.6	7,950	7,086	26.1	76.6	9,539	8,341	32.0	102.8	10,460	8,931	35.1	115.4
	7	24	3,820	2,857	10.1	13.0	4,584	3,359	10.9	15.1	5,512	3,977	13.3	22.9	6,058	4,247	14.6	27.5
		25	4,330	3,361	11.6	17.2	5,195	3,952	12.4	19.9	6,247	4,679	15.2	29.7	6,865	4,997	16.7	35.5
		26	4,737	3,781	13.0	21.9	5,684	4,446	14.0	25.2	6,835	5,263	17.1	37.1	7,512	5,621	18.8	44.0
		27	5,094	4,202	14.4	26.9	6,112	4,940	15.5	30.9	7,349	5,848	19.0	44.9	8,077	6,246	20.9	53.0
		28	5,348	4,622	15.9	32.3	6,418	5,434	17.1	37.0	7,717	6,433	20.9	53.1	8,481	6,870	22.9	62.3
		29	5,603	5,084	17.3	38.0	6,723	5,977	18.6	43.3	8,084	7,076	22.8	61.6	8,885	7,557	25.0	71.8
		30	5,858	5,462	18.8	44.0	7,029	6,422	20.2	50.0	8,452	7,603	24.7	70.2	9,288	8,119	27.1	81.3
	8	24	2,947	2,239	6.4	4.6	3,547	2,664	6.9	5.6	5,348	3,938	8.4	8.7	4,639	3,359	9.2	10.6
		25	3,340	2,635	7.3	6.3	4,020	3,134	7.9	7.6	6,061	4,633	9.6	11.7	5,257	3,952	10.5	14.1
		26	3,654	2,964	8.2	8.2	4,399	3,526	8.9	9.9	6,632	5,212	10.8	15.1	5,752	4,446	11.8	18.0
		27	3,929	3,293	9.1	10.4	4,730	3,918	9.9	12.4	7,131	5,791	12.0	18.7	6,185	4,940	13.1	22.2
		28	4,126	3,622	10.0	12.7	4,966	4,310	10.9	15.2	7,488	6,371	13.2	22.7	6,494	5,434	14.4	26.8
		29	4,322	3,985	10.9	15.3	5,203	4,740	11.9	18.2	7,844	7,008	14.4	26.9	6,804	5,977	15.7	31.7
		30	4,519	4,182	11.8	18.0	5,439	4,976	12.9	21.4	8,201	7,355	15.6	31.4	7,113	6,273	17.0	36.8

Note

1. TC : Total capacity(W), SHC : Sensible Heat Capacity(W)
2. Performances are based on the following conditions :
   1) Cooling
      - Inlet/Outlet Water Temp. 7°C / 12°C, Indoor Air Temp. 27°CDB / 19°CWB

6. Capacity Tables

Inlet Water Temp. (℃)	Water Temp Difference (℃)	Air Temp (℃ DB)	Air Temp(17℃ WB)				Air Temp(19℃ WB)				Air Temp(21℃ WB)				Air Temp(23℃ WB)			
			TC (W)	SHC (W)	Water Flow Rate (LPM)	Pressure Drop (kPa)	TC (W)	SHC (W)	Water Flow Rate (LPM)	Pressure Drop (kPa)	TC (W)	SHC (W)	Water Flow Rate (LPM)	Pressure Drop (kPa)	TC (W)	SHC (W)	Water Flow Rate (LPM)	Pressure Drop (kPa)
7	4	24	4,356	2,977	20.7	52.2	5,297	3,572	22.0	58.2	6,336	4,167	27.0	81.0	6,980	4,483	29.8	93.2
		25	4,937	3,502	23.6	65.4	6,003	4,202	25.2	72.5	7,181	4,903	30.9	98.2	7,910	5,274	34.0	111.2
		26	5,401	3,940	26.6	78.8	6,568	4,728	28.3	86.8	7,857	5,516	34.8	114.1	8,655	5,933	38.3	126.7
		27	5,808	4,378	29.5	92.1	7,062	5,253	31.5	100.6	8,448	6,129	38.6	127.9	9,306	6,592	42.5	138.7
		28	6,098	4,815	32.5	104.8	7,415	5,778	34.6	113.5	8,870	6,741	42.5	138.6	9,771	7,251	46.8	145.7
		29	6,389	5,297	35.4	116.6	7,768	6,356	37.8	125.0	9,293	7,415	46.4	145.3	10,237	7,976	51.0	146.8
		30	6,679	5,691	38.4	127.0	8,121	6,829	40.9	134.6	9,715	7,967	50.2	147.1	10,702	8,570	55.3	140.7
	5	24	4,109	2,942	12.9	21.6	4,950	3,502	15.2	29.7	5,940	4,097	18.5	43.0	6,534	4,342	20.4	50.8
		25	4,656	3,461	14.8	28.1	5,610	4,120	17.4	38.2	6,732	4,820	21.2	54.4	7,405	5,109	23.3	63.8
		26	5,095	3,893	16.6	35.1	6,138	4,635	19.5	47.2	7,366	5,423	23.8	66.3	8,102	5,747	26.2	77.0
		27	5,478	4,326	18.4	42.6	6,600	5,150	21.7	56.8	7,920	6,026	26.5	78.4	8,712	6,386	29.1	90.2
		28	5,752	4,759	20.3	50.5	6,930	5,665	23.9	66.5	8,316	6,628	29.1	90.4	9,148	7,025	32.0	102.8
		29	6,026	5,234	22.1	58.7	7,260	6,232	26.0	76.4	8,712	7,291	31.8	101.9	9,583	7,727	34.9	114.6
		30	6,300	5,624	24.0	67.0	7,590	6,695	28.2	86.3	9,108	7,833	34.4	112.8	10,019	8,302	37.8	125.2
	6	24	3,861	2,872	10.6	14.5	4,703	3,362	11.4	16.7	5,643	3,957	14.0	25.2	6,188	4,237	15.3	30.3
		25	4,376	3,378	12.2	19.1	5,330	3,955	13.0	21.9	6,395	4,656	16.0	32.7	7,013	4,985	17.5	38.9
		26	4,788	3,801	13.7	24.2	5,831	4,450	14.6	27.7	6,997	5,238	18.0	40.7	7,673	5,608	19.7	48.1
		27	5,148	4,223	15.2	29.7	6,270	4,944	16.3	33.8	7,524	5,820	20.0	49.1	8,250	6,232	21.9	57.7
		28	5,405	4,645	16.7	35.6	6,584	5,438	17.9	40.4	7,900	6,401	22.0	57.9	8,663	6,855	24.1	67.6
		29	5,663	5,110	18.2	41.7	6,897	5,982	19.5	47.2	8,276	7,042	24.0	66.9	9,075	7,540	26.3	77.6
		30	5,920	5,490	19.7	48.2	7,211	6,427	21.2	54.3	8,653	7,565	26.0	76.0	9,488	8,101	28.5	87.5
	7	24	3,465	2,591	8.2	8.2	4,158	3,047	8.8	9.7	5,000	3,607	10.8	14.9	5,495	3,852	11.8	18.1
		25	3,927	3,049	9.4	11.1	4,712	3,584	10.1	12.9	5,666	4,244	12.3	19.7	6,227	4,532	13.5	23.7
		26	4,297	3,430	10.5	14.2	5,156	4,032	11.3	16.5	6,199	4,774	13.9	24.9	6,813	5,099	15.2	29.8
		27	4,620	3,811	11.7	17.7	5,544	4,481	12.6	20.5	6,666	5,305	15.4	30.5	7,326	5,665	16.9	36.4
		28	4,851	4,192	12.9	21.5	5,821	4,929	13.8	24.8	6,999	5,835	16.9	36.5	7,692	6,232	18.6	43.4
		29	5,082	4,611	14.1	25.6	6,098	5,421	15.1	29.4	7,333	6,418	18.5	42.8	8,059	6,855	20.3	50.6
		30	5,313	4,954	15.2	29.8	6,376	5,825	16.4	34.2	7,666	6,896	20.0	49.4	8,425	7,365	22.0	58.1
	8	24	2,673	2,031	5.2	2.7	3,218	2,416	5.6	3.4	4,851	3,572	6.8	5.4	4,208	3,047	7.4	6.6
		25	3,029	2,390	5.9	3.8	3,647	2,843	6.4	4.7	5,498	4,202	7.8	7.4	4,769	3,584	8.5	8.9
		26	3,315	2,688	6.6	5.1	3,990	3,198	7.2	6.2	6,015	4,728	8.8	9.6	5,217	4,032	9.6	11.6
		27	3,564	2,987	7.4	6.5	4,290	3,554	8.0	7.9	6,468	5,253	9.8	12.1	5,610	4,481	10.6	14.5
		28	3,742	3,286	8.1	8.1	4,505	3,909	8.8	9.7	6,791	5,778	10.7	14.8	5,891	4,929	11.7	17.7
		29	3,920	3,614	8.9	9.8	4,719	4,300	9.6	11.7	7,115	6,356	11.7	17.7	6,171	5,421	12.8	21.1
		30	4,099	3,793	9.6	11.6	4,934	4,513	10.4	13.9	7,438	6,671	12.7	20.9	6,452	5,690	13.8	24.7
8	4	24	3,528	2,519	19.4	46.9	4,290	3,023	20.7	52.4	5,132	3,527	25.4	73.7	5,653	3,794	28.0	85.4
		25	3,999	2,964	22.2	59.1	4,862	3,557	23.7	65.7	5,816	4,150	29.1	90.2	6,407	4,464	32.0	102.9
		26	4,375	3,335	25.0	71.6	5,320	4,002	26.6	79.2	6,364	4,668	32.7	105.9	7,010	5,022	36.0	118.9
		27	4,704	3,705	27.8	84.3	5,720	4,446	29.6	92.5	6,843	5,187	36.3	120.1	7,538	5,579	40.0	132.1
		28	4,940	4,076	30.5	96.6	6,006	4,891	32.6	105.3	7,185	5,706	40.0	132.0	7,915	6,137	44.0	141.8
		29	5,175	4,483	33.3	108.4	6,292	5,380	35.5	117.0	7,527	6,276	43.6	141.0	8,292	6,751	48.0	146.7
		30	5,410	4,817	36.1	119.2	6,578	5,780	38.5	127.4	7,869	6,743	47.2	146.2	8,669	7,253	52.0	146.1
	5	24	3,328	2,490	12.1	19.1	4,455	3,222	14.7	28.0	4,811	3,468	17.4	38.5	5,293	3,675	19.2	45.6
		25	3,772	2,929	13.9	24.9	5,049	3,790	16.8	36.1	5,453	4,080	19.9	49.0	5,998	4,324	21.9	57.6
		26	4,127	3,295	15.6	31.3	5,524	4,264	18.9	44.7	5,966	4,590	22.4	60.0	6,563	4,865	24.6	70.0
		27	4,437	3,662	17.4	38.2	5,940	4,738	21.0	53.9	6,415	5,100	24.9	71.3	7,057	5,405	27.4	82.4
		28	4,659	4,028	19.1	45.4	6,237	5,212	23.2	63.3	6,736	5,610	27.4	82.6	7,410	5,946	30.1	94.7
		29	4,881	4,430	20.8	52.9	6,534	5,733	25.3	72.9	7,057	6,171	29.9	93.8	7,762	6,540	32.8	106.4
		30	5,103	4,760	22.6	60.6	6,831	6,159	27.4	82.5	7,377	6,630	32.4	104.5	8,115	7,027	35.6	117.2
	6	24	3,127	2,431	10.0	12.7	3,809	2,846	10.7	14.7	4,571	3,349	13.1	22.4	5,012	3,587	14.4	26.9
		25	3,544	2,859	11.4	16.9	4,317	3,348	12.3	19.4	5,180	3,940	15.0	29.1	5,680	4,219	16.5	34.7
		26	3,878	3,217	12.9	21.4	4,723	3,766	13.8	24.6	5,668	4,433	16.9	36.3	6,215	4,747	18.6	43.1
		27	4,170	3,574	14.3	26.4	5,079	4,185	15.3	30.1	6,094	4,926	18.8	44.1	6,683	5,274	20.6	52.0
		28	4,378	3,932	15.7	31.7	5,333	4,603	16.8	36.1	6,399	5,418	20.7	52.2	7,017	5,802	22.7	61.2
		29	4,587	4,146	17.2	37.3	5,587	4,854	18.4	42.4	6,704	5,714	22.5	60.5	7,351	6,118	24.7	70.5
		30	4,795	4,396	18.6	43.2	5,841	5,314	19.9	48.9	7,009	6,256	24.4	69.0	7,685	6,698	26.8	79.9
	7	24	2,807	2,193	7.7	7.2	3,368	2,579	8.3	8.4	4,050	3,053	10.1	13.1	4,451	3,261	11.1	16.0
		25	3,181	2,581	8.8	9.7	3,817	3,034	9.5	11.3	4,590	3,592	11.6	17.4	5,044	3,836	12.7	21.0
		26	3,480	2,903	9.9	12.5	4,176	3,413	10.7	14.6	5,021	4,041	13.0	22.0	5,519	4,315	14.3	26.5
		27	3,742	3,226	11.0	15.6	4,491	3,792	11.8	18.1	5,399	4,490	14.5	27.1	5,934	4,795	15.9	32.5
		28	3,929	3,548	12.1	19.0	4,715	4,172	13.0	22.0	5,669	4,939	15.9	32.6	6,231	5,274	17.5	38.8
		29	4,116	3,742	13.2	22.7	4,940	4,399	14.2	26.1	5,939	5,208	17.4	38.3	6,527	5,562	19.1	45.5
		30	4,304	3,968	14.3	26.5	5,164	4,665	15.4	30.5	6,209	5,522	18.8	44.3	6,824	5,994	20.7	52.3
	8	24	2,165	1,719	4.9	2.3	2,606	2,045	5.3	2.9	3,929	3,023	6.4	4.7	3,408	2,579	7.0	5.7
		25	2,454	2,023	5.6	3.3	2,954	2,406	6.0	4.0	4,453	3,557	7.4	6.4	3,862	3,034	8.0	7.8
		26	2,685	2,275	6.2	4.4	3,232	2,707	6.8	5.3	4,872	4,002	8.3	8.4	4,226	3,413	9.0	10.1
		27	2,887	2,528	6.9	5.6	3,475	3,008	7.6	6.8	5,239	4,446	9.2	10.6	4,544	3,792	10.0	12.7
		28	3,031	2,781	7.6	7.0	3,649	3,308	8.3	8.5	5,501	4,891	10.1	13.0	4,771	4,172	11.0	15.6
		29	3,176	2,933	8.3	8.5	3,822	3,489	9.1	10.3	5,763	5,158	11.0	15.6	4,999	4,399	12.0	18.6
		30	3,320	3,084	9.0	10.2	3,996	3,669	9.8	12.2	6,025	5,424	11.9	18.4	5,226	4,665	13.0	21.9

Note

1. TC : Total capacity(W), SHC : Sensible Heat Capacity(W)
2. Performances are based on the following conditions :
   1) Cooling
      - Inlet/Outlet Water Temp. 7°C / 12°C, Indoor Air Temp. 27°CDB / 19°CWB

6. Capacity Tables

Inlet Water Temp. (℃)	Water Temp Difference (℃)	Air Temp (℃ DB)	Air Temp(17℃ WB)				Air Temp(19℃ WB)				Air Temp(21℃ WB)				Air Temp(23℃ WB)			
			TC (W)	SHC (W)	Water Flow Rate (LPM)	Pressure Drop (kPa)	TC (W)	SHC (W)	Water Flow Rate (LPM)	Pressure Drop (kPa)	TC (W)	SHC (W)	Water Flow Rate (LPM)	Pressure Drop (kPa)	TC (W)	SHC (W)	Water Flow Rate (LPM)	Pressure Drop (kPa)
9	4	24	2,929	2,151	16.4	34.2	3,561	2,581	17.4	38.5	4,260	3,011	21.4	55.5	4,693	3,239	23.6	65.2
		25	3,320	2,530	18.7	43.7	4,036	3,036	19.9	49.0	4,828	3,542	24.5	69.3	5,319	3,810	27.0	80.6
		26	3,632	2,846	21.0	53.8	4,416	3,416	22.4	60.0	5,283	3,985	27.5	83.2	5,819	4,286	30.3	95.7
		27	3,905	3,163	23.4	64.3	4,748	3,795	24.9	71.3	5,680	4,428	30.6	96.9	6,257	4,763	33.7	109.9
		28	4,101	3,479	25.7	74.9	4,986	4,175	27.4	82.7	5,964	4,871	33.7	109.7	6,570	5,239	37.1	122.6
		29	4,296	3,827	28.1	85.6	5,223	4,592	29.9	93.8	6,248	5,358	36.7	121.4	6,883	5,763	40.4	133.3
		30	4,491	4,112	30.4	96.0	5,461	4,934	32.4	104.6	6,533	5,756	39.8	131.4	7,196	6,192	43.8	141.3
	5	24	2,763	2,125	10.2	13.3	4,059	2,977	13.5	23.7	3,994	2,960	14.7	27.8	4,393	3,137	16.1	33.3
		25	3,131	2,500	11.7	17.6	4,600	3,502	15.5	30.7	4,527	3,483	16.8	35.8	4,979	3,691	18.4	42.6
		26	3,426	2,813	13.1	22.4	5,033	3,940	17.4	38.3	4,953	3,918	18.9	44.4	5,448	4,152	20.7	52.5
		27	3,683	3,126	14.6	27.5	5,412	4,378	19.3	46.3	5,325	4,353	21.0	53.5	5,858	4,614	23.0	62.7
		28	3,868	3,438	16.1	33.1	5,683	4,815	21.2	54.7	5,592	4,789	23.1	62.9	6,151	5,075	25.3	73.2
		29	4,052	3,626	17.5	38.9	5,953	5,078	23.2	63.4	5,858	5,050	25.2	72.4	6,444	5,352	27.6	83.7
		30	4,236	3,813	19.0	45.0	6,224	5,341	25.1	72.2	6,124	5,311	27.3	82.0	6,737	5,629	29.9	94.0
	6	24	2,596	2,075	8.4	8.8	3,162	2,429	9.0	10.2	3,794	2,859	11.1	15.8	4,160	3,062	12.2	19.1
		25	2,942	2,441	9.6	11.7	3,584	2,858	10.3	13.6	4,300	3,364	12.7	20.7	4,715	3,602	13.9	24.9
		26	3,219	2,746	10.8	15.1	3,921	3,215	11.6	17.4	4,705	3,784	14.2	26.2	5,159	4,052	15.6	31.3
		27	3,462	3,051	12.0	18.7	4,216	3,572	12.9	21.5	5,059	4,205	15.8	32.1	5,547	4,502	17.4	38.2
		28	3,635	3,265	13.2	22.7	4,427	3,822	14.2	26.0	5,312	4,499	17.4	38.3	5,825	4,817	19.1	45.4
		29	3,808	3,448	14.4	26.9	4,638	4,036	15.5	30.7	5,565	4,751	19.0	44.9	6,102	5,088	20.8	52.9
		30	3,981	3,661	15.6	31.4	4,848	4,286	16.8	35.8	5,818	5,046	20.6	51.7	6,379	5,403	22.6	60.6
	7	24	2,330	1,872	6.5	4.8	2,796	2,201	7.0	5.7	3,362	2,606	8.5	9.0	3,695	2,783	9.4	11.1
		25	2,641	2,203	7.4	6.6	3,169	2,590	8.0	7.7	3,810	3,066	9.8	12.1	4,187	3,274	10.7	14.8
		26	2,889	2,478	8.4	8.6	3,467	2,913	9.0	10.1	4,168	3,449	11.0	15.5	4,581	3,684	12.1	18.8
		27	3,106	2,753	9.3	10.8	3,728	3,237	10.0	12.6	4,482	3,833	12.2	19.3	4,926	4,093	13.4	23.3
		28	3,262	2,946	10.2	13.3	3,914	3,464	11.0	15.5	4,706	4,101	13.4	23.3	5,172	4,379	14.7	28.0
		29	3,417	3,111	11.1	16.0	4,101	3,658	12.0	18.5	4,930	4,331	14.6	27.7	5,419	4,625	16.1	33.1
		30	3,572	3,304	12.1	18.8	4,287	3,885	13.0	21.7	5,155	4,599	15.9	32.3	5,665	4,912	17.4	38.5
	8	24	1,797	1,468	4.1	1.4	2,163	1,746	4.5	1.8	3,262	2,581	5.4	3.0	2,829	2,201	5.9	3.8
		25	2,037	1,726	4.7	2.1	2,452	2,054	5.1	2.6	3,697	3,036	6.2	4.3	3,206	2,590	6.7	5.2
		26	2,229	1,942	5.3	2.8	2,683	2,311	5.7	3.5	4,045	3,416	7.0	5.7	3,508	2,913	7.6	6.9
		27	2,396	2,158	5.8	3.7	2,885	2,567	6.4	4.6	4,349	3,795	7.7	7.2	3,772	3,237	8.4	8.8
		28	2,516	2,309	6.4	4.7	3,029	2,747	7.0	5.7	4,567	4,061	8.5	9.0	3,961	3,464	9.3	10.8
		29	2,636	2,439	7.0	5.8	3,173	2,901	7.6	7.0	4,784	4,289	9.3	10.8	4,149	3,658	10.1	13.0
		30	2,756	2,590	7.6	6.9	3,317	3,081	8.3	8.4	5,001	4,554	10.1	12.9	4,338	3,885	10.9	15.4

Note

1. TC : Total capacity(W), SHC : Sensible Heat Capacity(W)
2. Performances are based on the following conditions :
   1) Cooling
      - Inlet/Outlet Water Temp. 7°C / 12°C, Indoor Air Temp. 27°CDB / 19°CWB

6. Capacity Tables

6.2 Heating Capacity

◆ WFCA005R2TA

Water Flow Rate (LPM)	Pressure Drop (kPa)	Inlet Water Temp. (℃)	Heating Capacity (W)		
			Inlet Air Temp.(℃ DB)		
			18℃	20℃	22℃
2.0	0	40	1,106	1,043	983
		50	1,779	1,678	1,581
		60	2,353	2,220	2,091
3.0	0.5	40	1,394	1,316	1,239
		50	2,243	2,116	1,993
		60	2,967	2,799	2,637
4.0	2.0	40	1,495	1,410	1,328
		50	2,404	2,268	2,136
		60	3,180	3,000	2,826
7.0	5.1	40	1,562	1,473	1,388
		50	2,512	2,370	2,233
		60	3,323	3,135	2,953
10.0	9.1	40	1,607	1,516	1,428
		50	2,584	2,438	2,297
		60	3,419	3,225	3,038

◆ WFCA006R2TA

Water Flow Rate (LPM)	Pressure Drop (kPa)	Inlet Water Temp. (℃)	Heating Capacity (W)		
			Inlet Air Temp.(℃ DB)		
			18℃	20℃	22℃
2.0	0	40	1,512	1,426	1,512
		50	2,431	2,294	2,431
		60	3,216	3,034	3,216
4.0	1.2	40	1,906	1,798	1,906
		50	3,065	2,892	3,065
		60	4,055	3,825	4,055
5.6	3.5	40	2,043	1,927	2,043
		50	3,286	3,100	3,286
		60	4,346	4,100	4,346
9.0	7.8	40	2,135	2,014	2,135
		50	3,433	3,239	3,433
		60	4,542	4,285	4,542
12.0	11.7	40	2,196	2,072	2,196
		50	3,532	3,332	3,532
		60	4,672	4,408	4,672

◆ WFCA007R2TA

Water Flow Rate (LPM)	Pressure Drop (kPa)	Inlet Water Temp. (℃)	Heating Capacity (W)		
			Inlet Air Temp.(℃ DB)		
			18℃	20℃	22℃
3.0	0	40	1,843	1,739	1,573
		50	2,965	2,797	2,530
		60	3,922	3,700	3,346
5.0	2.3	40	2,324	2,193	1,983
		50	3,738	3,527	3,189
		60	4,945	4,665	4,219
7.4	6.9	40	2,491	2,350	2,125
		50	4,007	3,780	3,418
		60	5,300	5,000	4,522
10.0	13.4	40	2,603	2,456	2,221
		50	4,187	3,950	3,572
		60	5,539	5,225	4,725
13.0	20.0	40	2,678	2,526	2,285
		50	4,307	4,064	3,675
		60	5,698	5,375	4,861

Note

1. TC : Total capacity(W)
2. Performances are based on the following conditions :
   1) Heating
      - Inlet/Outlet Water Temp. 60°C, Indoor Air Temp. 20°CDB / 15°CWB

6. Capacity Tables

◆ WFCA008R2TA

Water Flow Rate (LPM)	Pressure Drop (kPa)	Inlet Water Temp. (℃)	Heating Capacity (W)		
			Inlet Air Temp.(℃ DB)		
			18℃	20℃	22℃
5.0	2.3	40	2,249	2,122	1,917
		50	3,617	3,413	3,083
		60	4,785	4,514	4,078
7.0	6.7	40	2,835	2,675	2,416
		50	4,561	4,303	3,887
		60	6,033	5,691	5,141
9.3	11.4	40	3,039	2,867	2,590
		50	4,888	4,612	4,166
		60	6,466	6,100	5,511
12.0	17.8	40	3,176	2,996	2,707
		50	5,108	4,819	4,354
		60	6,757	6,375	5,759
15.0	24.4	40	3,267	3,082	2,784
		50	5,255	4,957	4,479
		60	6,951	6,558	5,924

◆ WFCA009R2TA

Water Flow Rate (LPM)	Pressure Drop (kPa)	Inlet Water Temp. (℃)	Heating Capacity (W)		
			Inlet Air Temp.(℃ DB)		
			18℃	20℃	22℃
7.0	5.7	40	2,433	2,295	2,162
		50	3,914	3,692	3,478
		60	5,177	4,884	4,601
10.0	12.7	40	3,068	2,894	2,726
		50	4,935	4,655	4,385
		60	6,527	6,158	5,801
13.3	30.3	40	3,288	3,102	2,922
		50	5,289	4,990	4,700
		60	6,996	6,600	6,217
16.0	36.8	40	3,436	3,242	3,054
		50	5,527	5,214	4,912
		60	7,311	6,897	6,497
19.0	45.0	40	3,535	3,335	3,141
		50	5,686	5,364	5,053
		60	7,521	7,095	6,683

◆ WFCA013R2TA

Water Flow Rate (LPM)	Pressure Drop (kPa)	Inlet Water Temp. (℃)	Heating Capacity (W)		
			Inlet Air Temp.(℃ DB)		
			18℃	20℃	22℃
11.0	15.6	40	3,097	2,922	2,752
		50	4,981	4,699	4,427
		60	6,589	6,216	5,855
14.0	25.3	40	3,904	3,683	3,470
		50	6,280	5,925	5,581
		60	8,307	7,837	7,383
17.0	48.3	40	4,185	3,948	3,719
		50	6,731	6,350	5,982
		60	8,904	8,400	7,913
20.0	55.3	40	4,373	4,126	3,886
		50	7,034	6,636	6,251
		60	9,305	8,778	8,269
23.0	65.6	40	4,499	4,244	3,998
		50	7,236	6,827	6,431
		60	9,572	9,030	8,506

Note

1. TC : Total capacity(W)
2. Performances are based on the following conditions :
   1) Heating
      - Inlet/Outlet Water Temp. 60°C, Indoor Air Temp. 20°CDB / 15°CWB

6. Capacity Tables

◆ WFCA018R2TA

Water Flow Rate (LPM)	Pressure Drop (kPa)	Inlet Water Temp. (℃)	Heating Capacity (W)		
			Inlet Air Temp.(℃ DB)		
			18℃	20℃	22℃
15.0	29.0	40	4,129	3,895	3,669
		50	6,642	6,266	5,902
		60	8,785	8,288	7,807
18.0	40.8	40	5,206	4,911	4,626
		50	8,374	7,900	7,442
		60	11,077	10,450	9,844
21.7	71.7	40	5,580	5,264	4,959
		50	8,975	8,000	7,976
		60	11,872	11,200	10,550
25.0	81.7	40	5,831	5,501	5,182
		50	9,379	8,848	8,335
		60	12,406	11,704	11,025
28.0	95.3	40	5,998	5,659	5,331
		50	9,648	9,102	8,574
		60	12,762	12,040	11,342

Note

1. TC : Total capacity(W)
2. Performances are based on the following conditions :
   1) Heating
      - Inlet/Outlet Water Temp. 60°C, Indoor Air Temp. 20°CDB / 15°CWB

7. External Static Pressure (E.S.P) & Air Flow

◆ WFCA005R2TA, WFCA006R2TA

Setting Value	Static Pressure(mmAq(Pa))					
	0 (0)	1 (10)	2 (20)	3 (29)	4 (39)	5 (49)
	Air Flow Rate (m³/min)					
60	-	-	-	-	-	-
65	5.03	-	-	-	-	-
70	5.60	4.85	-	-	-	-
75	6.19	5.44	4.57	-	-	-
80	6.79	6.05	5.17	-	-	-
85	7.41	6.67	5.80	4.80	-	-
90	8.05	7.31	6.43	5.44	-	-
95	8.71	7.96	7.09	6.09	4.97	-
100	9.38	8.63	7.76	6.76	5.64	-
105	10.07	9.32	8.45	7.45	6.33	5.08
110	-	10.03	9.16	8.16	7.04	5.79
115	-	-	9.88	8.88	7.76	6.51
120	-	-	-	9.62	8.50	7.25
125	-	-	-	10.38	9.26	8.01
130	-	-	-	-	10.03	8.78

Note

1. The above table shows the correlation between the air rates and E.S.P.
2. The above table shows the available E.S.P. range.
3. If the E.S.P. of the installed indoor is less than the lowest value(as mention in the table), indoor components can be failed.

◆ Fan Performance (WFCA005R2TA, WFCA006R2TA)

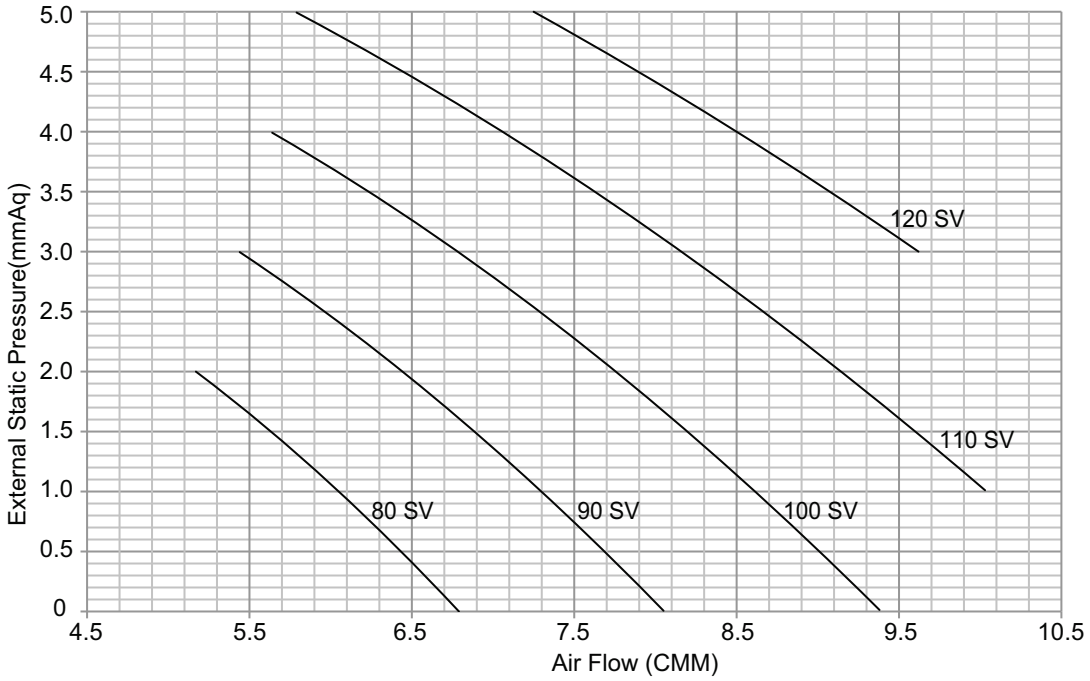

7. External Static Pressure (E.S.P) & Air Flow

◆ WFCA007R2TA, WFCA008R2TA

Setting Value	Static Pressure(mmAq(Pa))					
	0 (0)	1 (10)	2 (20)	3 (29)	4 (39)	5 (49)
	Air Flow Rate (m³/min)					
75	6.50	-	-	-	-	-
80	7.34	6.70	-	-	-	-
85	8.20	7.55	6.69	-	-	-
90	9.07	8.43	7.56	6.47	-	-
95	9.96	9.32	8.45	7.36	-	-
100	10.87	10.22	9.36	8.27	6.96	-
105	11.79	11.15	10.28	9.19	7.89	6.35
110	12.73	12.09	11.22	10.14	8.83	7.30
115	13.69	13.05	12.18	11.09	9.78	8.25
120	14.67	14.02	13.16	12.07	10.76	9.23
125	15.66	15.01	14.15	13.06	11.75	10.22
130	16.67	16.02	15.16	14.07	12.76	11.23
135	-	-	16.18	15.10	13.79	12.26

Note

1. The above table shows the correlation between the air rates and E.S.P.
2. The above table shows the available E.S.P. range.
3. If the E.S.P. of the installed indoor is less than the lowest value(as mention in the table), indoor components can be failed.

◆ Fan Performance (WFCA007R2TA, WFCA008R2TA)

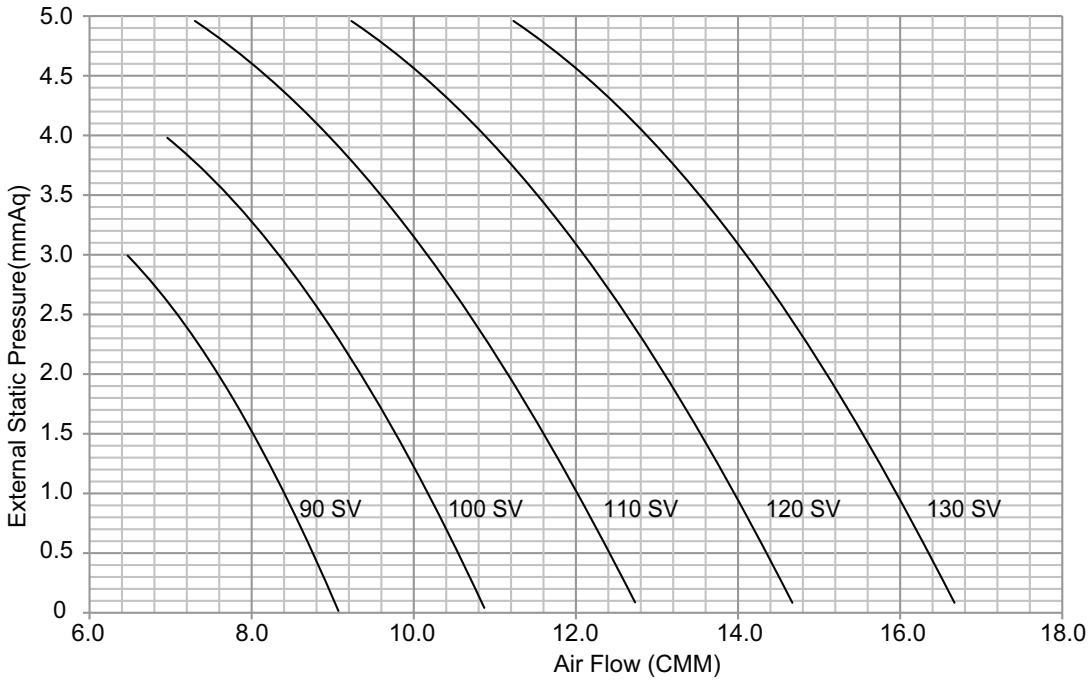

7. External Static Pressure (E.S.P) & Air Flow

◆ WFCA009R2TA, WFCA013R2TA, WFCA018R2TA

Setting Value	Static Pressure(mmAq(Pa))					
	0 (0)	1 (10)	2 (20)	3 (29)	4 (39)	5 (49)
	Air Flow Rate (m³/min)					
85	10.19	-	-	-	-	-
90	12.18	10.71	11.09	-	-	-
95	13.81	12.34	12.19	-	-	-
100	15.16	13.69	13.38	10.71	-	-
105	16.30	14.83	14.36	11.85	-	-
110	17.31	15.85	15.23	12.86	10.97	-
115	18.27	16.80	16.07	13.82	11.93	-
120	19.26	17.79	16.93	14.80	12.91	10.49
125	20.34	18.87	17.89	15.88	13.99	11.57
130	21.60	20.13	19.01	17.14	15.25	12.83
135	-	21.64	20.36	18.66	16.76	14.35
139	-	-	21.08	20.00	17.34	15.29

Note

1. The above table shows the correlation between the air rates and E.S.P.
2. The above table shows the available E.S.P. range.
3. If the E.S.P. of the installed indoor is less than the lowest value(as mention in the table), indoor components can be failed.

◆ Fan Performance (WFCA009R2TA, WFCA013R2TA, WFCA018R2TA)

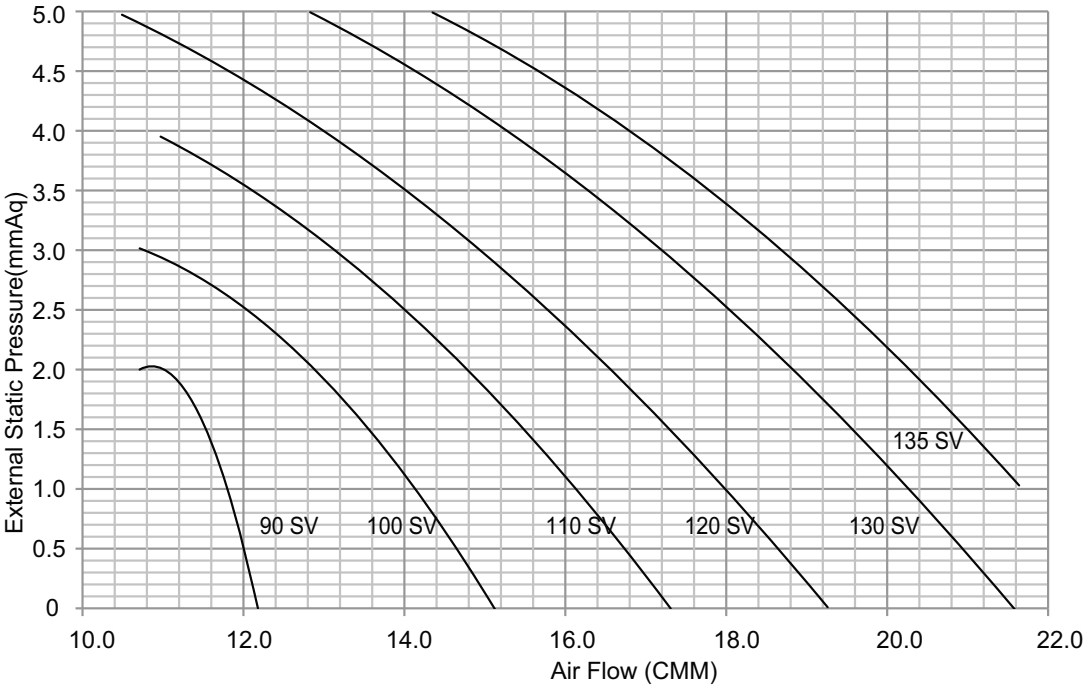

8. Electric Characteristics

Unit					Power Supply	IFM		PI	
Model	Type	Hz	Volts	Voltage Range	MCA	kW	FLA	cooling	Heating
WFCA005R2TA	L1	60	220-240	Max : 242 Min : 198	0.36	0.019	0.29	8	8
WFCA006R2TA	L1				0.39	0.019	0.31	17	17
WFCA007R2TA	L2				0.40	0.024	0.32	20	20
WFCA008R2TA	L2				0.44	0.024	0.35	27	27
WFCA009R2TA	L3				0.46	0.038	0.26	29	29
WFCA013R2TA	L3				0.55	0.038	0.44	44	44
WFCA018R2TA	L3				0.89	0.038	0.71	81	81

Symbols

MCA : Minimum Circuit Amperes (A)

kW : Fan Motor Rated Output (kW)

FLA : Full Load Amperes (A)

IFM : Indoor Fan Motor

PI : Maximum Power Input (W)

Note

1. Voltage range
   Units are suitable for use on electrical systems where voltage supplied to unit terminals is not below or above the listed range limits.
2. Maximum allowable voltage unbalance between phases is 2%.
3. MCA/MFA
   MCA=1.25 x FLA
   MFA = 1.1 x MCA, MFA≤ 4 x FLA
   (If MFA is smaller than minimum standard value, Use minimum standard value in region for selecting circuit breaker.)
4. Select wire size based on the MCA
5. Instead of fuse, use Circuit Breaker.

9. Sound Levels

9.1 Sound Pressure Levels

■ Overall

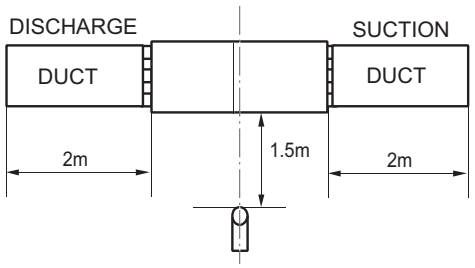

* Measuring place : Anechoic chamber

Note

1. Sound measured at some distance away from the center of the unit.
2. Data is valid at free field condition.
3. Reference accoustic pressure 0dB = 20μPa.
4. Data is valid at nominal operation condition.
   Refer to the Model Specifications for nominal conditions(Power source and Ambient temperature, etc)
5. Sound levels can be increased in accordance with installation and operating conditions. (Static pressure mode, used air guide, Room target temperature setting, etc)
6. Sound level will vary depending on a range of factors such as the construction(acoustic absorption coefficient) of particular room in which the equipment in installed.
7. Sound pressure level is measured on the rated condition in the anechoic rooms by ISO 3745 standard.
   Therefore, these values can be increased owing to ambient conditions during operation.

Model	Sound Pressure Levels [dB(A)]		
	H	M	L
WFCA005R2TA	31	30	29
WFCA006R2TA	33	32	31
WFCA007R2TA	31	30	29
WFCA008R2TA	33	32	31
WFCA009R2TA	28	26	24
WFCA013R2TA	34	30	27
WFCA018R2TA	39	37	33

WFCA005R2TA

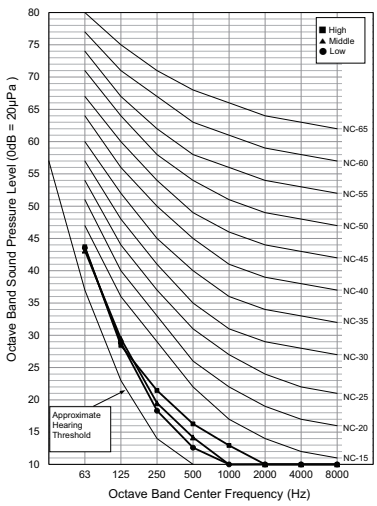

WFCA006R2TA

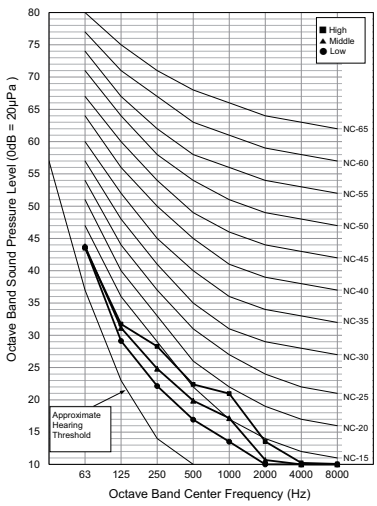

WFCA007R2TA

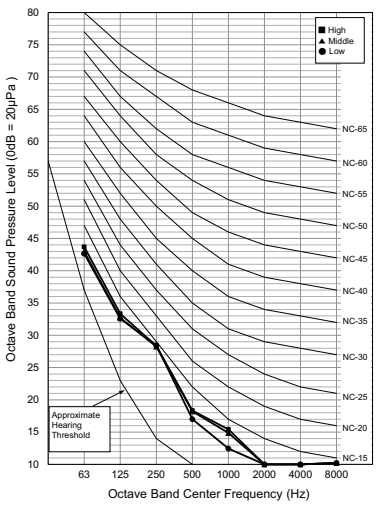

9. Sound Levels

WFCA008R2TA

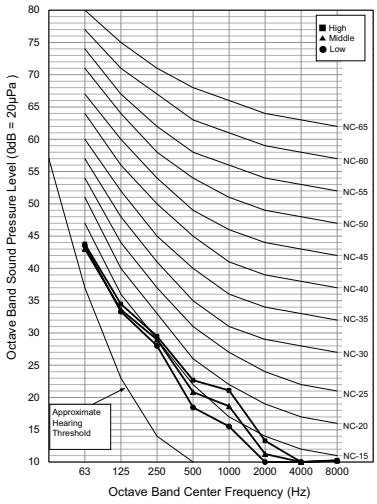

WFCA009R2TA

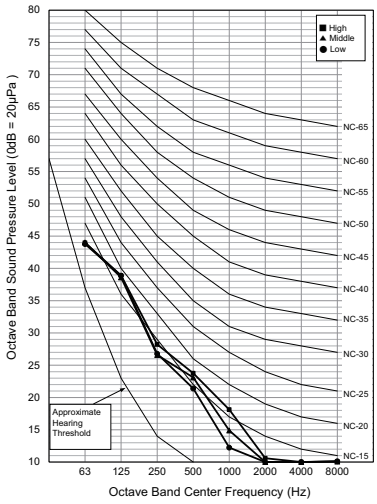

WFCA013R2TA

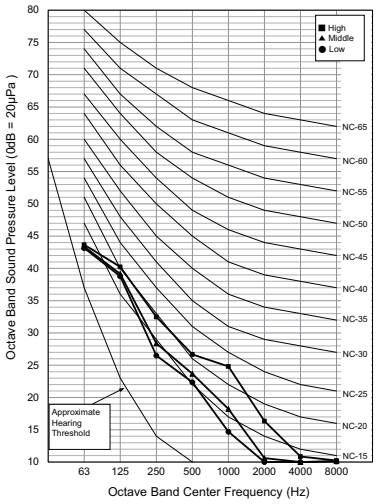

WFCA018R2TA

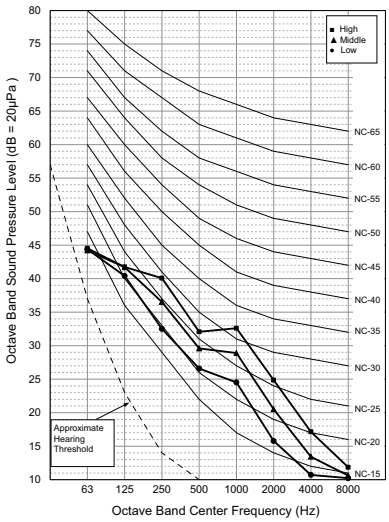

9. Sound Levels

9.2 Sound Power Levels

Note

- Data is valid at diffuse field condition
- Data is valid at nominal operating condition
- Sound level can be increased in static pressure mode or used air guide.
- Sound power level is measured on the rated condition in the reverberation rooms.
- Sound level will vary depending on a range of factors such as the construction (acoustic absorption coefficient) of particular room in which the equipment in installed.
- Reference acoustic intensity 0dB = 10E-6μW/m^2
- Sound power level is measured on the rated condition in the reverberation rooms by ISO 9614 standard. Therefore, these values can be increased owing to ambient conditions during operation.

Model	Sound Power Levels [dB(A)]		
	H	M	L
WFCA005R2TA	38	36	35
WFCA006R2TA	46	43	39
WFCA007R2TA	41	40	39
WFCA008R2TA	46	43	41
WFCA009R2TA	43	41	40
WFCA013R2TA	47	42	41
WFCA018R2TA	55	52	48

WFCA005R2TA

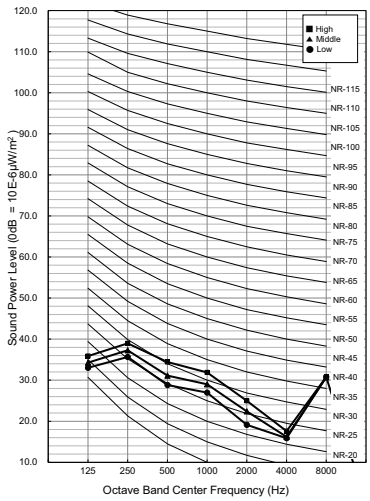

WFCA006R2TA

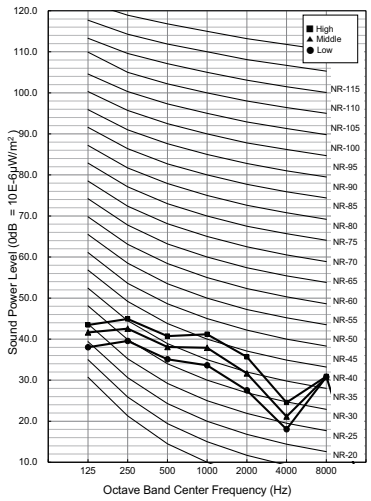

WFCA007R2TA

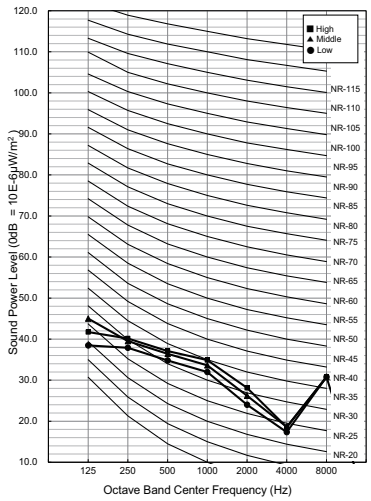

9. Sound Levels

WFCA008R2TA

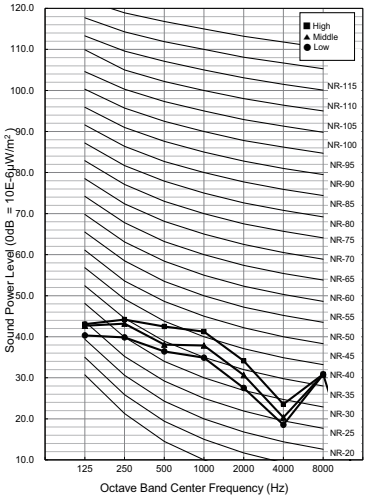

WFCA009R2TA

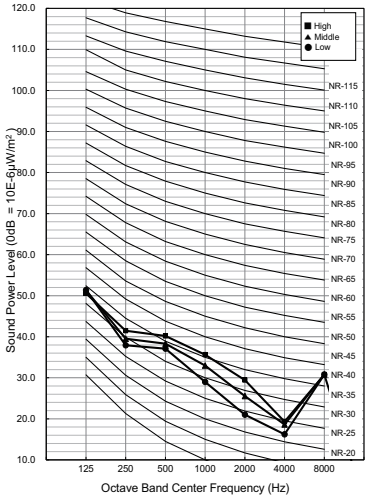

WFCA013R2TA

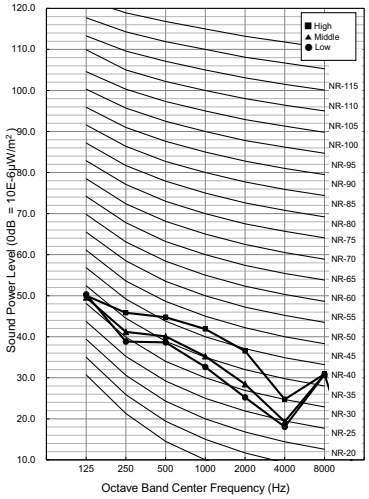

WFCA018R2TA

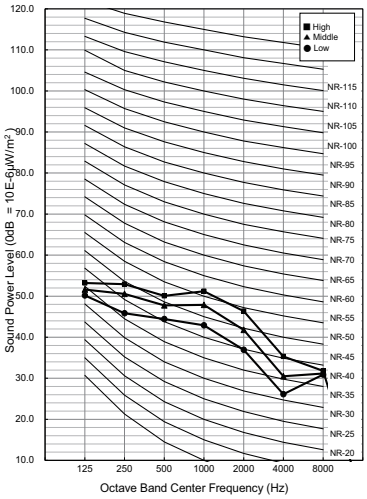

10. Installation

- Please read the instruction sheets completely before installing the product.
- When the power cord is damaged, replacement work shall be performed by authorized personnel only.
- Installation work must be performed in accordance with the national wiring standards.
- Teach the customer the operation and maintenance procedures, using the operation manual. (air filter cleaning, temperature control, etc.)

10.1 Selection of the best location

- The unit must be installed indoor area.
- Do not install the unit near the door.
- There should not be any obstacles to the air circulation or installation. Ensure the spaces from the wall, ceiling, or other obstacles.
- The place where the unit is leveled.
- The place shall allow easy water drainage.
- The place where bear a load exceeding four times of theFCU unit weight.
- The mounting ceiling or wall should be solid enough to protect it from the vibration.
- The place where the unit is not affected by an electrical noise.
- The place where noise prevention is taken into consideration.
- The place where the maintenance space for product is sufficient. (The servicing inspection hole of the ceiling should be larger than the indoor unit.)
- The selection of the servicing inspection hole should be approved by the customer.
- There should not be any heat source or steam near the unit. Avoid the following installation location.
  1. Such places as restaurants and kitchen where considerable amount of oil steam and flour is generated.
     These may cause heat exchange efficiency reduction, or water drops, drain pump mal-function.
     In these cases, take the following actions;
     - Make sure that ventilation fan is enough to cover all noxious gases from this place.
     - Ensure enough distance from the cooking room to install the air conditioner in such a place where it may not suck oily steam.

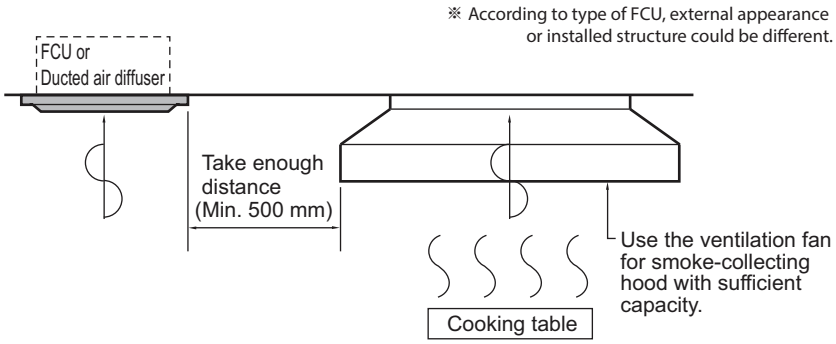

  2. Avoid installing FCU in such places where cooking oil or iron powder is generated.
  3. Avoid places where inflammable gas is generated.
  4. Avoid place where noxious gas is generated.
  5. Avoid places near high frequency generators.

⚠ CAUTION

- If the temperature rise above 30℃ or the humidity rise above RH 80%, the dew-protective kit should be equipped or use additional insulation to the FCU body.
  - "Dew Protective kit" is sold separately.
  - Use the glass wool material or polyethylene foam and it make sure to be thick of 10mm at least.

10. Installation

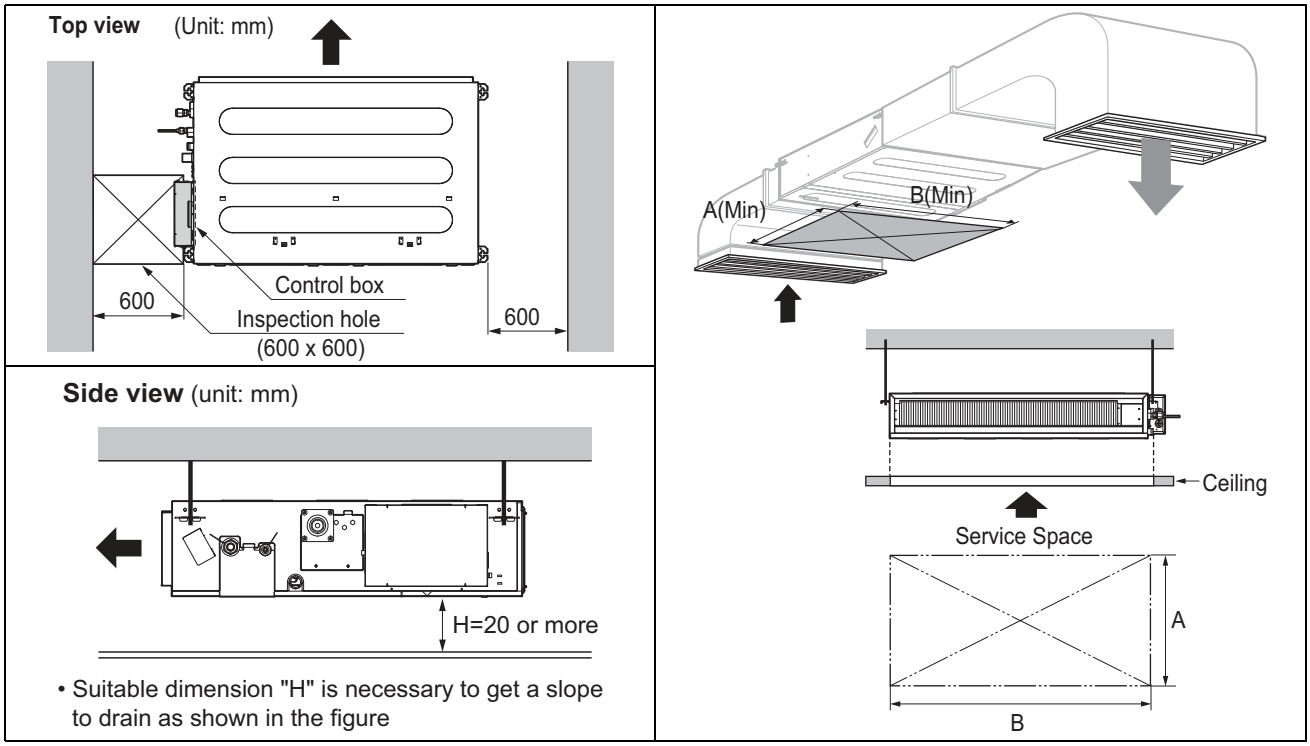

Chassis code	A [mm]	B [mm]
L1	800	800
L2	800	1,000
L3	800	1,200

10. Installation

10.2 Ceiling dimension and hanging bolt location

CAUTION

- During the installation, care should be taken not to damage electric wires.
- In case of using a drain pump, install the unit horizontally using a level gauge.

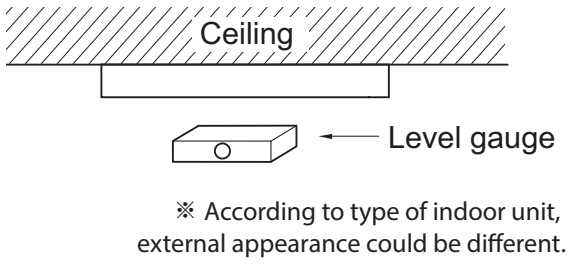

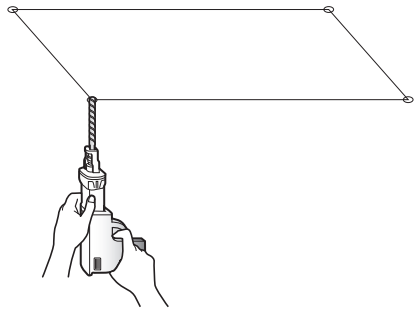

1. The dimensions of the paper model for installation are the same as those of the ceiling opening dimensions.
2. Select and mark the position for fixing bolts and piping hole.
3. Decide the position for fixing bolts slightly tilted to the drain direction after considering the direction of drain hose.
4. Drill the hole for anchor bolt on the wall or ceiling.
   - Insert the set anchor and washer onto the suspension bolts for locking the suspension bolts on the ceiling.
   - Mount the suspension bolts to the set anchor firmly.
   - Secure the installation plates onto the suspension bolts (adjust level roughly) using nuts, washers and spring washers.
5. In case of ducted type unit, apply a joint-canvas between the unit and duct to absorb unnecessary vibration.

10. Installation

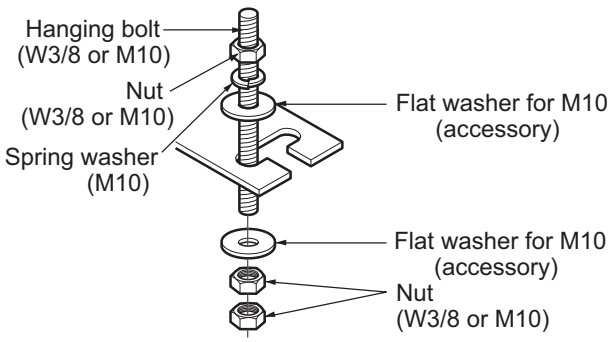

- The following parts are local purchasing.
  1.Hanging bolt - W 3/8 or M10
  2.Nut - W 3/8 or M10
  3.Spring washer - M10
  4.Plate washer - M10

CAUTION

- Tighten the nut and bolt to prevent the unit from falling.
- When mechanical connectors are reused indoors, sealing parts shall be renewed.
- When flared joints are reused indoors, the flare part shall be re-fabricated.

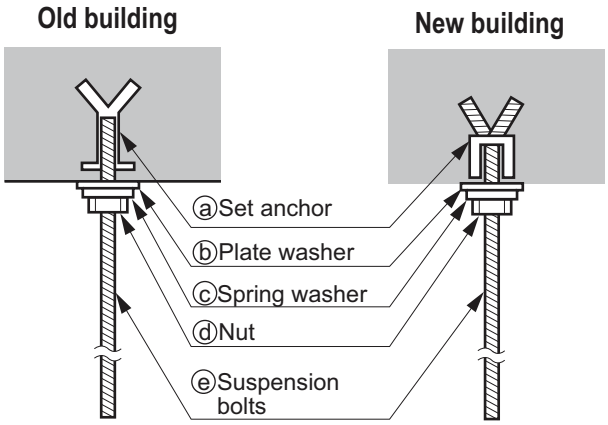

■ Installation of Unit

Install the unit above the ceiling correctly.

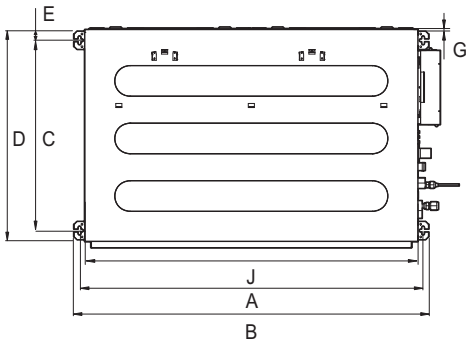

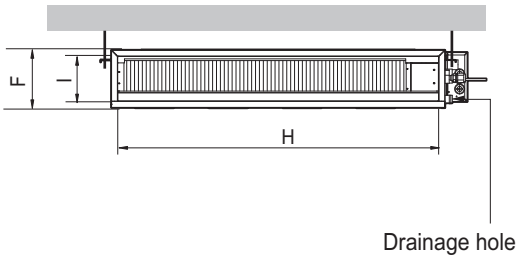

Chassis	Dimension (mm)									
	A	B	C	D	E	F	G	H	I	J
L1	733	772	628	700	36	190	20	660	155	700
L2	933	972	628	700	36	190	20	860	155	900
L3	1,133	1,172	628	700	36	190	20	1,060	155	1,100

10.3 Connecting cables between Indoor Unit and Outdoor Unit

10.3.1 General instructions

- All field supplied parts and materials, electric works must conform to local codes. Use copper wire only.
- Follow the ***"WIRING DIAGRAM"*** attached to the unit body to wire the outdoor unit, indoor units and the remote controller.
- All wiring must be performed by an authorized electrician.
- A circuit breaker capable of shutting down the power supply to the entire system must be installed.

CAUTION

After the confirmation of the above conditions, prepare the wiring as follows:

- Never fail to have separate power specially for the air conditioner.
- Provide a circuit breaker switch between power source and the unit.
- Confirm the Specification of power source.
- Confirm that electrical capacity is sufficient.
- Be sure that the starting voltage is maintained at more than 90 percent of the rated voltage marked on the name plate.
- Confirm that the cable thickness is as specified in the power sources specification.
  (Particularly note the relation between cable length and thickness.)
- Do not install the leakage breaker in a place which is wet or moist.
  Water or moist may cause short circuit.
- The following troubles would be caused by voltage drop-down.
  - » Vibration of a magnetic switch, damage on the contact point there of, fuse breaking, disturbance to the normal function of a overload protection device.
  - » Proper starting power is not given to the compressor.

10.3.2 Wiring connection

- Connect the wires to the terminals on the control board individually according to the outdoor unit connection.
- Ensure that the color of the wires of outdoor unit and the terminal No. are the same as those of indoor unit respectively.
- In case of the system with multiple indoor units, mark each indoor unit as unit A, unit B, etc and be sure the terminal board wiring to the outdoor unit and indoor units are properly matched. If wiring and piping between the outdoor unit and an indoor unit are mismatched, the system may cause a malfunction.

10.3.3 Clamping of cables

1. Arrange 2 power cables on the control panel.
2. First, fasten the steel clamp with a screw to the inner boss of control panel.
3. For connecting of communication (transmission) cable, put the cable(or thinner cable) on the clamp and tighten it with a plastic clamp to the other boss of the control panel. In case that communication (transmission) cable is not needed to connect, fix the other side of the clamp with a screw strongly.

WARNING

- Make sure that the screws of the terminal are fixed tightly.
- The screw which fasten the wiring in the casing of electrical fittings are liable to come loose from vibrations to which the unit is subjected during the course of transportation. Check them and make sure that they are all tightly fastened. (If they are loose, it could give rise to burn-out of the wires.)
- Make sure to attach the sealing material or (field supplied) to hole of wiring to prevent the infiltration of foreign particle from outside. Otherwise a short-circuit may occur inside the electric parts box.
- When clamping the wires, be sure no pressure is applied to the wire connections by using the included clamping material to make appropriate clamps. Also, when wiring, make sure the cover on the electric parts box fits snugly by arranging the wires neatly and attaching the electric parts box cover firmly. When attaching the electric parts box cover, make sure no wires get caught in the edges. Pass wiring through the wiring through holes to prevent damage to them.
- Make sure the remote controller wiring, the wiring between the units, and other electrical wiring do not pass through the same locations outside of the unit, separating them properly, otherwise electrical noise (external static) could cause product malfunction.

10.3.4 Wire Remote Controller Installation (Optional)

Since the room temperature sensor is in the remote controller, the remote controller box should be installed in a place away from direct sunlight, high humidity and direct supply of cold air to maintain proper space temperature.

Install the remote controller about 5ft(1.5m) above the floor in an area with good air circulation at an average temperature.

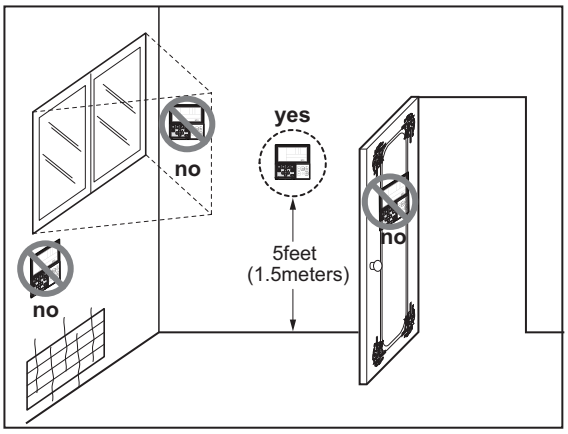

- **Do not install the remote controller where it can be affected by :**
  - Drafts, or dead spots behind doors and in corners.
  - Hot or cold air from ducts.
  - Radiant heat from sun or appliances.
  - Concealed pipes and chimneys.
  - Uncontrolled areas such as an outside wall behind the remote controller.
  - This remote controller is equipped with a seven segment LED. display. For proper display of the remote controller LED's, the remote controller should be installed properly. (The standard height is 1.2~1.5 m from floor level.)

10.3.5 Piping Installation

CAUTION

- A difference in pipe fitting standards could cause leakage.
- When installing, use parts with the same specifications as the product.
- Product's pipe fitting specifications: PF 3/4
- Cover all of the water pipes with insulation.

1. Check the location of the product's inlet and outlet before connecting the pipes.

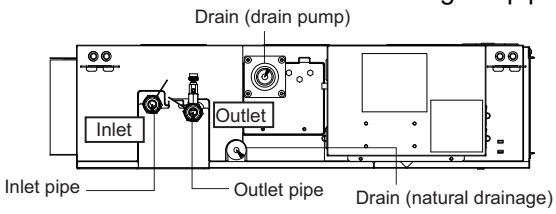

2.



CAUTION

- Be sure to install the 2-way electric valve. Not installing the 2-way electric valve could result in product malfunction and the formation of condensation.
- Connecting the water pipes in the opposite directions could result in decreased capacity, noise, and product malfunction.
- Be careful that the water temperature does not go higher than the maximum temperature allowed by the 2-way electric valve.
- If the pipe temperature is 5 ℃ or lower or the indoor temperature is 2 ℃ or lower, the freeze protection function will operate, automatically opening the 2-way electric valve.
  Run the pump so that water will circulate in order to prevent freezing. If the valve is not open, run the product. Then, open the valve.
- When installing the 2-way electric valve, you must use double insulated wire as the connecting wire.
- Connecting wire should be firmly affixed to pipes so that it doesn't sag.
- If sagging connecting wire comes in contact or is submerged in water, it could result in fire or electrical shock.

3. Use Teflon tape to fully wrap (10-15 times) the threading of the inlet/outlet pipe socket, following the direction of the screw.

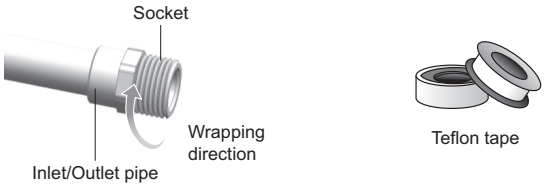

10. Installation

4. Connect the water pipe to the product's pipe socket (PF 3/4"). After removing foreign substances from inside the pipe, circulate water through to check whether any parts are leaking

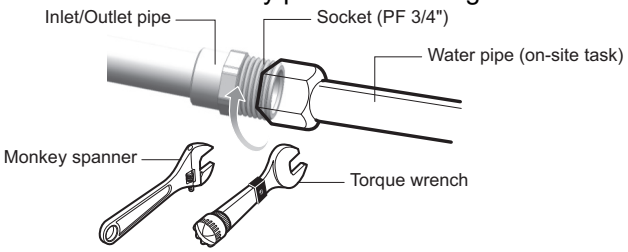

CAUTION

- When connecting the pipes, use both tools to ensure that the pipes are sufficiently tightened, as shown in the above picture. Not using the tools could result in leakage.
- When circulating water, open the air vent and use the tube to remove water in order to fully remove the air inside the valve pipe and coil. Then close the valve. Not doing this could result in decreased performance and noise.

5. If water is not managed properly, corrosion, slime, and erosion can occur. This not only decreases performance, but damages the product. Therefore, have a water quality manager make sure that the water quality standards listed in the chart below are always met.

Item		Cold water
Standards	PH (25 ℃)	6.5-8.0
	CONDUCTIVITY (25 ℃μs/cm)	under 200
	ALKALINITY (PPM)	under 50
	WATER HARDNESS (PPM)	under 50
	CHLORIDE IONS (PPM)	under 50
	LACTATE IONS (PPM)	under 50
	IRON (PPM)	under 0.3
	SULFUR IONS (PPM)	Not Detected
	AMMONIUM IONS (PPM)	under 0.2
	SILICA (PPM)	under 30

10.4 Indoor Unit Drain Piping

10.4.1 Drain piping of indoor unit with drain pump

- Drain piping must have down-slope (1/50 to 1/100). Be sure not to provide up-and-down slope to prevent reversal flow.
- During drain piping connection, be careful not to exert force on the drain port on the indoor unit.
- The outside diameter of the drain connection on the indoor unit is 32 mm (1-1/4 inch).
  – Piping material: Use the Polyvinyl chloride pipe, 25 mm (1 inch) pipe fittings.

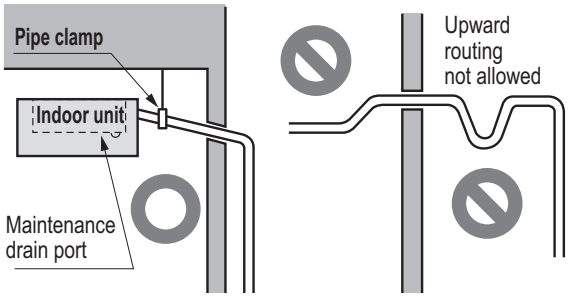

※ According to type of indoor unit, external appearance could be different.

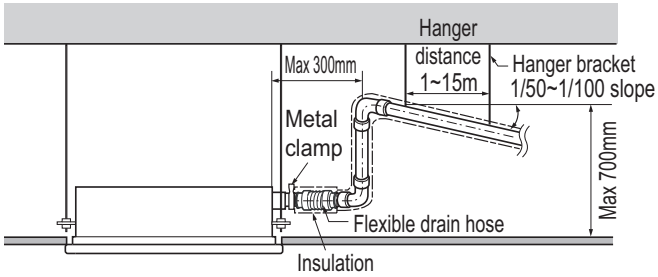

※ According to type of indoor unit, external appearance could be different.

- Possible drain head height is upto 700 mm (27-6/19 inch). So the drain head should be installed below 700 mm (27-6/19 inch).
- Be sure to install heat insulation on the drain piping.
  – Heat insulation material: Polyethylene foam with thickness more than 8 mm (5/16 inch).

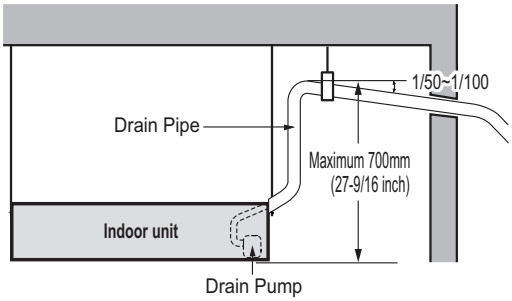

※ According to type of indoor unit, external appearance could be different.

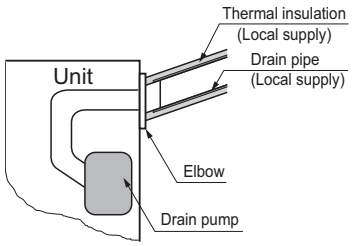

10.4.2 Drain pipe connection without drain pump

- Drain piping must have down-slope (1/50 to 1/100). Be sure not to provide up-and-down slope to prevent reversal flow.
- During drain piping connection, be careful not to exert force on the drain port on the indoor unit.
- The outside diameter of the drain connection on the indoor unit and drain piping fittings should be referenced from ‘Specifications’ of each models.
  - Piping material: Use the Polyvinyl chloride pipe.
- Be sure to install heat insulation on the drain piping.
  - Heat insulation material: Polyethylene foam with thickness more than 8 mm (5/16 inch).

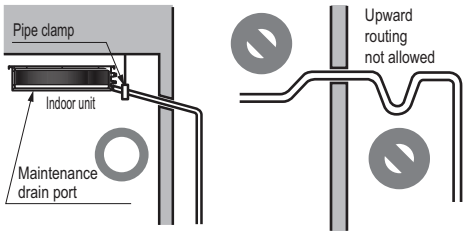

❊ U-trap is not required for low static model in which the external static pressure is below 50 pa(5mm Aq)

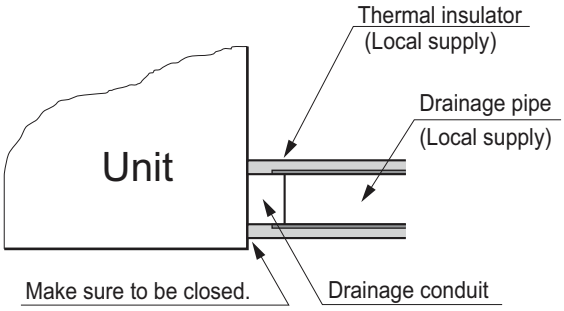

10.4.3 Method of Drainage test

◆ Drainage test of indoor unit

Use the following procedure to test the drainage.

1. In case that there are air filter, remove the air filter first.
2. Spray one or two glasses of water on the evaporator.
3. Check the drainage. Ensure that water flows through drain hose of indoor unit without any leakage.

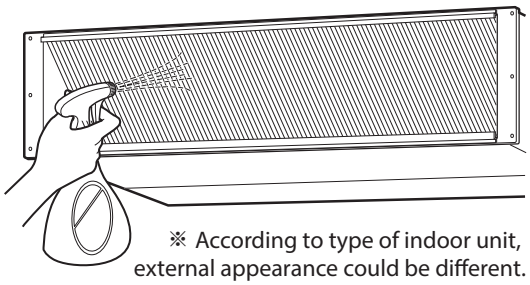

◆ Drainage test of indoor unit with drain pump

Use the following procedure to test the drain pump operation.

1. Connect the main drain pipe to the exterior and leave it provisionally until the test comes to an end.
2. Feed water to the flexible drain hose and check the piping for leakage.
3. Be sure to check the drain pump for normal operating and noise when electrical wiring is complete.
4. When the test is complete, connect the flexible drain hose to the drain port on the indoor unit.

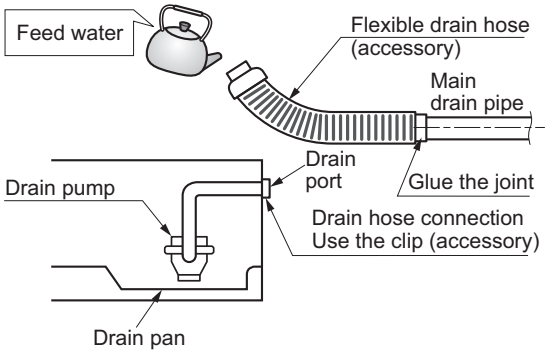

※ According to type of indoor unit, external appearance could be different.

10.4.4 Connection of an auxiliary(flexible) drain hose

- To connect drain pipe to the drain socket on the indoor unit, an auxiliary flexible drain hose should be used. auxiliary flexible drain hose allows that the drain pipe can be connected to the socket without breaking by excessive strain.

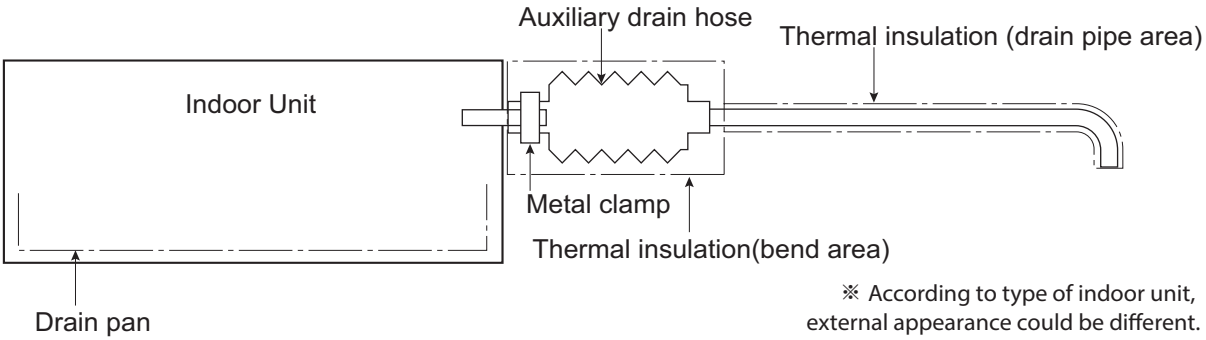

⚠ CAUTION

– The supplied flexible drain hose should not be curved, neither screwed. The curved or screwed hose may cause a leakage of water.

– It is need to insulate the auxiliary drain hose with thermal insulation material.

10.4.5 Ground drain piping

- It is standard work practice to make connections to the main pipe from above. The pipe down from the combination should be as large as possible.
- The pipe work should be kept as short as possible and the number of indoor units per group kept to a minimum.
- Face the vent pipe opening facing downward to keep foreign matter from penetrating the system.

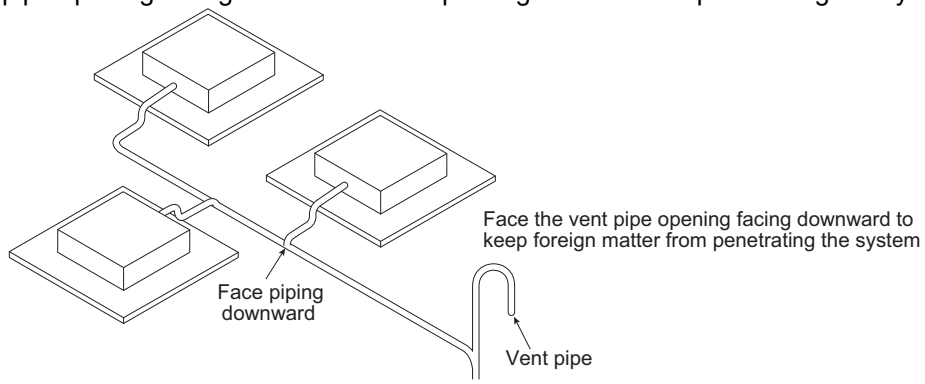

FCU

Fan Coil Unit

Ceiling Concealed Duct (Middle Static)

1. List of functions
2. Specifications
3. Dimensions
4. Piping Diagrams
5. Wiring Diagrams
6. Capacity Tables
7. External Static Pressure
8. Electric Characteristics
9. Sound Levels
10. Installation

1. List of Functions

◆ List of Functions

Category		WFCB017L2TA, WFCB017R2TA WFCB020L2TA, WFCB020R2TA WFCB025L2TA, WFCB025R2TA WFCB030L2TA, WFCB030R2TA WFCB034L2TA, WFCB034R2TA WFCB039L2TA, WFCB039R2TA WFCB044L2TA, WFCB044R2TA
Air flow	Air supply outlet	1
	Airflow direction control(left & right)	-
	Airflow direction control(up & down)	-
	Auto swing(left & right)	-
	Auto swing(up & down)	-
	Airflow steps(fan/cool/heat)	3 / 3 / 3
	Chaos swing	-
	Chaos wind(auto wind)	-
	Jet cool(Power wind)	-
	Swirl wind	-
Air purifcation	Deodorization filter	X
	Plasma air purifier	X
	Pre-Filter(washable / anti-fungus)	O
Installation	Drain pump	O
	E.S.P. control*	O
	Electric heater(operation)	X
	High ceiling operation*	-
Reliability	Hot start	O
	Self diagnosis	O
	Soft dry operation	X
Convenience	Auto changeover	X
	Auto cleaning	X
	Auto operation(artificial intelligence)	X
	Auto restart operation	O
	Child lock*	O
	Forced operation	X
	Group control*	O
	Sleep mode	O
	Timer(on/off)	O
	Timer(weekly)*	O
	Two thermistor control*	O
	External On/Off	O
	Advanced Fan Speed Auto	O
Others	Cold and Hot Water Control	O
	Freeze Protection Control	O

Note

1. O : Applied, X : Not Applied
   Accessory : Ordered and purchased separately the accessory package referring to the model name provided and install at field.
   Accessory line-ups varies by region, so check your local catalogue or local sales material.
2. Some functions can be limited by remote controller.
3. In case of ducted type indoor units using the wireless remote controller, it needs to connect to the wired remote controller for received the signal of that.
4. * : These functions need to connect the wired remote controller.

1. List of Functions

◆ Accessory Compatibility List

Category		Product	Remark	WFCB017L2TA, WFCB017R2TA WFCB020L2TA, WFCB020R2TA WFCB025L2TA, WFCB025R2TA WFCB030L2TA, WFCB030R2TA WFCB034L2TA, WFCB034R2TA WFCB039L2TA, WFCB039R2TA WFCB044L2TA, WFCB044R2TA
Wireless Remote Controller		PQWRH(C)Q0FDB	-	O
Wired Remote Controller	Simple	PQRCVCL0Q(W)	Simple	O
		PQRCHCA0Q(W)	for Hotel	O
	Standard	PREMTB001	Standard (White)	O
		PREMTBB01	Standard (Black)	O
		PREMTB100**	New Standard (White)	O
		PREMTBB10**	New Standard (Black)	O
	Premium	PREMTA000(A/B)	Premium	O
Dry contact	Simple Contact	PDRYCB000	Simple Dry Contact	O
	Communication type	PDRYCB400	Points Dry Contact (For Setback)	O
		PDRYCB300	Dry Contact For 3rd Party Thermostat	O
		PDRYCB500	Dry Contact For Modbus	O
Gateway	IDU PI485	PHNFP14A0	Connected with the Indoor Units	-
		PSNFP14A0	Connected with the Indoor Units	-
ETC	Remote temperature sensor	PQRSTA0	-	O
	Zone controller	ABZCA	-	-
	CO2 Sensor	PES-C0RV0	-	-
	Group control wire	PZCWRCG3	0.25m	O
	2-Remo Control Wire	PZCWRC2	0.25m	O
	Extension Wire	PZCWRC1	10m	O
	Wi-Fi Controller*	PWFMDD200	-	O
	Independent Power Module	PRIP0	-	X
	Human Detecting Controller	PHD-TM0	-	-

Note

1. O: Possible, X: Impossible, - : Not applicable, Embedded : Included with product.
2. * : Some advanced functions controlled by individual controller cannot be operated.
3. ** : It could not be operated some functions.
4. If you need more detail, please refer to the ***BECON*** PDB or the manual of product. (http://partner.lge.com/global : Home> Doc.Library> Product > Control(BECON))

2. Specifications

Type			Ceiling Concealed Duct - MiddleStatic	
Model Name		Unit	WFCB017L2TA	WFCB017R2TA
Power Supply		V, Φ, Hz	220, 1, 60	220, 1, 60
Capacity	Cooling	kW(Btu/h)	5.6(19,108)	5.6(19,108)
	Heating	kW(Btu/h)	9.9(33,780)	9.9(33,780)
Water Flow Rate		LPM	16.3	16.3
Head Loss		kPa	14.6	14.6
Power Input	Nominal	W	102	102
Running Current	Nominal	A	0.69	0.69
Fan	Type	-	Sirocco Fan	Sirocco Fan
	Air Flow Rate(H/M/L)	m^3/min	15/12/10	15/12/10
	External Static Pressure (Standard mode)	mmAq	6	6
	External Static Pressure (High mode)	mmAq	6	6
Fan Motor	Type	-	BLDC	BLDC
	Drive	-	CW	CW
	Output	W x No.	136.49X1	136.49X1
	FLA(Full Load Ampere)	A	0.83	0.83
Dimensions	Net(W x H x D)	mm	900 x 270 x 700	900 x 270 x 700
	Shipping(W x H x D)	mm	1,100 x 338 x 773	1,100 x 338 x 773
Weight	Net	kg	28.4	27.9
	Shipping	kg	33.5	33
Air Filter	Type	-	Pre Filter	Pre Filter
Temperature Control		-	Microprocessor, Thermostat for cooling and heating	
Sound Absorbing / Thermal Insulation Material		-	Foamed polystrene	Foamed polystrene
Protection Divice		-	Fuse	Fuse
Water Connecting Pipes	Inlet	-	BSPF 3/4"(male)	BSPF 3/4"(male)
	Outlet	-	BSPF 3/4"(male)	BSPF 3/4"(male)
	Drain(O.D. / I.D.)	mm(inch)	Ø 32.0(1-1/4) / 25.0(31/32)	Ø 32.0(1-1/4) / 25.0(31/32)
Sound Pressure Level	Cooling(H/M/L)	dB(A)	43/41/39	43/41/39
	Heating(H/M/L)	dB(A)	43/41/39	43/41/39
Connecting Wire	Power line(H07RN-F)	mm²×cores	2.5 X 3C	2.5 X 3C
	Communication line(VCTF-SB)	mm²×cores	1.0 ~ 1.5 X 2C	1.0 ~ 1.5 X 2C

Note

1. Due to our policy of innovation some specifications may be changed without notification.
2. Wiring cable size must comply with the applicable local and national codes. And “Electric characteristics” chapter should be considered for electrical work and design. Especially the power cable and circuit breaker should be selected in accordance with that.
3. Sound Level Values are measured at Noise Measuring chamber accordance with standard. Therefore, these values depend on the ambient conditions and values are normally higher in actual operation.
4. Performances are based on the following conditions :
   1) Cooling
      - Inlet/Outlet Water Temp. 7°C / 12°C, Indoor Air Temp. 27°CDB / 19°CWB
   2) Heating
      - Inlet/Outlet Water Temp. 60°C, Indoor Air Temp. 20°CDB / 15°CWB
5. Capacity, power consumption, etc. may vary depending on the product installation conditions (temperature, conditions of use).
6. Main power line should be shorter than 50m. When installing a power line longer than 50m, contact LG Electronics.
7. Water connecting pipes are in accordance with the DIN-EN-ISO 228-1 standard.

2. Specifications

Type			Ceiling Concealed Duct - MiddleStatic	
Model Name		Unit	WFCB020L2TA	WFCB020R2TA
Power Supply		V, Φ, Hz	220, 1, 60	220, 1, 60
Capacity	Cooling	kW(Btu/h)	6.6(22,520)	6.6(22,520)
	Heating	kW(Btu/h)	11.6(39,240)	11.6(39,240)
Water Flow Rate		LPM	16.3	16.3
Head Loss		kPa	14.6	14.6
Power Input	Nominal	W	143	143
Running Current	Nominal	A	0.96	0.96
Fan	Type	-	Sirocco Fan	Sirocco Fan
	Air Flow Rate(H/M/L)	m³/min	18/15/12	18/15/12
	External Static Pressure (Standard mode)	mmAq	6	6
	External Static Pressure (High mode)	mmAq	6	6
Fan Motor	Type	-	BLDC	BLDC
	Drive	-	CW	CW
	Output	W x No.	136.49X1	136.49X1
	FLA(Full Load Ampere)	A	1.15	1.15
Dimensions	Net(W x H x D)	mm	900 x 270 x 700	900 x 270 x 700
	Shipping(W x H x D)	mm	1,100 x 338 x 773	1,100 x 338 x 773
Weight	Net	kg	28.4	27.9
	Shipping	kg	33.5	33
Air Filter	Type	-	Pre Filter	Pre Filter
Temperature Control		-	Microprocessor, Thermostat for cooling and heatig	Microprocessor, Thermostat for cooling and heatig
Sound Absorbing / Thermal Insulation Material		-	Foamed polystrene	Foamed polystrene
Protection Divice		-	Fuse	Fuse
Water Connecting Pipes	Inlet	-	BSPF 3/4"(male)	BSPF 3/4"(male)
	Outlet	-	BSPF 3/4"(male)	BSPF 3/4"(male)
	Drain(O.D. / I.D.)	mm(inch)	Ø 32.0(1-1/4) / 25.0(31/32)	Ø 32.0(1-1/4) / 25.0(31/32)
Sound Pressure Level	Cooling(H/M/L)	dB(A)	45/43/41	45/43/41
	Heating(H/M/L)	dB(A)	45/43/41	45/43/41
Connecting Wire	Power line(H07RN-F)	mm²×cores	2.5 X 3C	2.5 X 3C
	Communication line(VCTF-SB)	mm²×cores	1.0 ~ 1.5 X 2C	1.0 ~ 1.5 X 2C

Note

1. Due to our policy of innovation some specifications may be changed without notification.
2. Wiring cable size must comply with the applicable local and national codes. And “Electric characteristics” chapter should be considered for electrical work and design. Especially the power cable and circuit breaker should be selected in accordance with that.
3. Sound Level Values are measured at Noise Measuring chamber accordance with standard. Therefore, these values depend on the ambient conditions and values are normally higher in actual operation.
4. Performances are based on the following conditions :
   1) Cooling
      - Inlet/Outlet Water Temp. 7°C / 12°C, Indoor Air Temp. 27°CDB / 19°CWB
   2) Heating
      - Inlet/Outlet Water Temp. 60°C, Indoor Air Temp. 20°CDB / 15°CWB
5. Capacity, power consumption, etc. may vary depending on the product installation conditions (temperature, conditions of use).
6. Main power line should be shorter than 50m. When installing a power line longer than 50m, contact LG Electronics.
7. Water connecting pipes are in accordance with the DIN-EN-ISO 228-1 standard.

2. Specifications

Type			Ceiling Concealed Duct - MiddleStatic	
Model Name		Unit	WFCB025L2TA	WFCB025R2TA
Power Supply		V, Φ, Hz	220, 1, 60	220, 1, 60
Capacity	Cooling	kW(Btu/h)	9.0(30,709)	9.0(30,709)
	Heating	kW(Btu/h)	15.7(53.570)	15.7(53.570)
Water Flow Rate		LPM	25.2	25.2
Head Loss		kPa	24.5	24.5
Power Input	Nominal	W	136	136
Running Current	Nominal	A	0.92	0.92
Fan	Type	-	Sirocco Fan	Sirocco Fan
	Air Flow Rate(H/M/L)	m^3/min	25/20/16	25/20/16
	External Static Pressure (Standard mode)	mmAq	6	6
	External Static Pressure (High mode)	mmAq	6	6
Fan Motor	Type	-	BLDC	BLDC
	Drive	-	CW	CW
	Output	W x No.	350 x 1	350 x 1
	FLA(Full Load Ampere)	A	0.32	0.32
Dimensions	Net(W x H x D)	mm	1,250 x 270 x 700	1,250 x 270 x 700
	Shipping(W x H x D)	mm	1,450 x 338 x 773	1,450 x 338 x 773
Weight	Net	kg	41.0	40.6
	Shipping	kg	46.9	46.9
Air Filter	Type	-	Pre Filter	Pre Filter
Temperature Control		-	Microprocessor, Thermostat for cooling and heating	
Sound Absorbing / Thermal Insulation Material		-	Foamed polystrene	Foamed polystrene
Protection Divice		-	Fuse	Fuse
Water Connecting Pipes	Inlet	-	BSPF 3/4"(male)	BSPF 3/4"(male)
	Outlet	-	BSPF 3/4"(male)	BSPF 3/4"(male)
	Drain(O.D. / I.D.)	mm(inch)	Ø 32.0(1-1/4) / 25.0(31/32)	Ø 32.0(1-1/4) / 25.0(31/32)
Sound Pressure Level	Cooling(H/M/L)	dB(A)	46/44/43	46/44/43
	Heating(H/M/L)	dB(A)	46/44/43	46/44/43
Connecting Wire	Power line(H07RN-F)	mm^2×cores	2.5 X 3C	2.5 X 3C
	Communication line(VCTF-SB)	mm^2×cores	1.0 ~ 1.5 X 2C	1.0 ~ 1.5 X 2C

Note

1. Due to our policy of innovation some specifications may be changed without notification.
2. Wiring cable size must comply with the applicable local and national codes. And “Electric characteristics” chapter should be considered for electrical work and design. Especially the power cable and circuit breaker should be selected in accordance with that.
3. Sound Level Values are measured at Noise Measuring chamber accordance with standard. Therefore, these values depend on the ambient conditions and values are normally higher in actual operation.
4. Performances are based on the following conditions :
   1) Cooling
      - Inlet/Outlet Water Temp. 7°C / 12°C, Indoor Air Temp. 27°CDB / 19°CWB
   2) Heating
      - Inlet/Outlet Water Temp. 60°C, Indoor Air Temp. 20°CDB / 15°CWB
5. Capacity, power consumption, etc. may vary depending on the product installation conditions (temperature, conditions of use).
6. Main power line should be shorter than 50m. When installing a power line longer than 50m, contact LG Electronics.
7. Water connecting pipes are in accordance with the DIN-EN-ISO 228-1 standard.

2. Specifications

Type			Ceiling Concealed Duct - MiddleStatic	
Model Name		Unit	WFCB030L2TA	WFCB030R2TA
Power Supply		V, Φ, Hz	220, 1, 60	220, 1, 60
Capacity	Cooling	kW(Btu/h)	10.0(34,121)	10.0(34,121)
	Heating	kW(Btu/h)	18.3(62,442)	18.3(62,442)
Water Flow Rate		LPM	29.9	29.9
Head Loss		kPa	33.7	33.7
Power Input	Nominal	W	189	189
Running Current	Nominal	A	1.26	1.26
Fan	Type	-	Sirocco Fan	Sirocco Fan
	Air Flow Rate(H/M/L)	m³/min	30 / 25 / 20	30 / 25 / 20
	External Static Pressure (Standard mode)	mmAq	6	6
	External Static Pressure (High mode)	mmAq	6	6
Fan Motor	Type	-	BLDC	BLDC
	Drive	-	CW	CW
	Output	W x No.	350 x 1	350 x 1
	FLA(Full Load Ampere)	A	0.35	0.35
Dimensions	Net(W x H x D)	mm	1,250 x 270 x 700	1,250 x 270 x 700
	Shipping(W x H x D)	mm	1,450 x 338 x 773	1,450 x 338 x 773
Weight	Net	kg	41.0	40.6
	Shipping	kg	46.9	46.9
Air Filter	Type	-	Pre Filter	Pre Filter
Temperature Control		-	Microprocessor, Thermostat for cooling and heating	
Sound Absorbing / Thermal Insulation Material		-	Foamed polystrene	Foamed polystrene
Protection Divice		-	Fuse	Fuse
Water Connecting Pipes	Inlet	-	BSPF 3/4"(male)	BSPF 3/4"(male)
	Outlet	-	BSPF 3/4"(male)	BSPF 3/4"(male)
	Drain(O.D. / I.D.)	mm(inch)	Ø 32.0(1-1/4) / 25.0(31/32)	Ø 32.0(1-1/4) / 25.0(31/32)
Sound Pressure Level	Cooling(H/M/L)	dB(A)	47/46/44	47/46/44
	Heating(H/M/L)	dB(A)	47/46/44	47/46/44
Connecting Wire	Power line(H07RN-F)	mm²×cores	2.5 X 3C	2.5 X 3C
	Communication line(VCTF-SB)	mm²×cores	1.0 ~ 1.5 X 2C	1.0 ~ 1.5 X 2C

Note

1. Due to our policy of innovation some specifications may be changed without notification.
2. Wiring cable size must comply with the applicable local and national codes. And “Electric characteristics” chapter should be considered for electrical work and design. Especially the power cable and circuit breaker should be selected in accordance with that.
3. Sound Level Values are measured at Noise Measuring chamber accordance with standard. Therefore, these values depend on the ambient conditions and values are normally higher in actual operation.
4. Performances are based on the following conditions :
   1) Cooling
      - Inlet/Outlet Water Temp. 7°C / 12°C, Indoor Air Temp. 27°CDB / 19°CWB
   2) Heating
      - Inlet/Outlet Water Temp. 60°C, Indoor Air Temp. 20°CDB / 15°CWB
5. Capacity, power consumption, etc. may vary depending on the product installation conditions (temperature, conditions of use).
6. Main power line should be shorter than 50m. When installing a power line longer than 50m, contact LG Electronics.
7. Water connecting pipes are in accordance with the DIN-EN-ISO 228-1 standard.

2. Specifications

Type			Ceiling Concealed Duct - MiddleStatic	
Model Name		Unit	WFCB034L2TA	WFCB034R2TA
Power Supply		V, Φ, Hz	220, 1, 60	220, 1, 60
Capacity	Cooling	kW(Btu/h)	10.9(37,192)	10.9(37,192)
	Heating	kW(Btu/h)	20.1(68,584)	20.1(68,584)
Water Flow Rate		LPM	30.9	30.9
Head Loss		kPa	37.8	37.8
Power Input	Nominal	W	233	233
Running Current	Nominal	A	1.53	1.53
Fan	Type	-	Sirocco Fan	Sirocco Fan
	Air Flow Rate(H/M/L)	m^3/min	34/30/25	34/30/25
	External Static Pressure (Standard mode)	mmAq	6	6
	External Static Pressure (High mode)	mmAq	6	6
Fan Motor	Type	-	BLDC	BLDC
	Drive	-	CW	CW
	Output	W x No.	350 x 1	350 x 1
	FLA(Full Load Ampere)	A	0.37	0.37
Dimensions	Net(W x H x D)	mm	1,250 x 270 x 700	1,250 x 270 x 700
	Shipping(W x H x D)	mm	1,450 x 338 x 773	1,450 x 338 x 773
Weight	Net	kg	41.0	40.6
	Shipping	kg	46.9	46.9
Air Filter	Type	-	Pre Filter	Pre Filter
Temperature Control		-	Microprocessor, Thermostat for cooling and heating	
Sound Absorbing / Thermal Insulation Material		-	Foamed polystrene	Foamed polystrene
Protection Divice		-	Fuse	Fuse
Water Connecting Pipes	Inlet	-	BSPF 3/4"(male)	BSPF 3/4"(male)
	Outlet	-	BSPF 3/4"(male)	BSPF 3/4"(male)
	Drain(O.D. / I.D.)	mm(inch)	Ø 32.0(1-1/4) / 25.0(31/32)	Ø 32.0(1-1/4) / 25.0(31/32)
Sound Pressure Level	Cooling(H/M/L)	dB(A)	48/47/46	48/47/46
	Heating(H/M/L)	dB(A)	48/47/46	48/47/46
Connecting Wire	Power line(H07RN-F)	mm²×cores	2.5 X 3C	2.5 X 3C
	Communication line(VCTF-SB)	mm²×cores	1.0 ~ 1.5 X 2C	1.0 ~ 1.5 X 2C

Note

1. Due to our policy of innovation some specifications may be changed without notification.
2. Wiring cable size must comply with the applicable local and national codes. And “Electric characteristics” chapter should be considered for electrical work and design. Especially the power cable and circuit breaker should be selected in accordance with that.
3. Sound Level Values are measured at Noise Measuring chamber accordance with standard. Therefore, these values depend on the ambient conditions and values are normally higher in actual operation.
4. Performances are based on the following conditions :
   1) Cooling
      - Inlet/Outlet Water Temp. 7°C / 12°C, Indoor Air Temp. 27°CDB / 19°CWB
   2) Heating
      - Inlet/Outlet Water Temp. 60°C, Indoor Air Temp. 20°CDB / 15°CWB
5. Capacity, power consumption, etc. may vary depending on the product installation conditions (temperature, conditions of use).
6. Main power line should be shorter than 50m. When installing a power line longer than 50m, contact LG Electronics.
7. Water connecting pipes are in accordance with the DIN-EN-ISO 228-1 standard.

2. Specifications

Type			Ceiling Concealed Duct - MiddleStatic	
Model Name		Unit	WFCB039L2TA	WFCB039R2TA
Power Supply		V, Φ, Hz	220, 1, 60	220, 1, 60
Capacity	Cooling	kW(Btu/h)	12.7(43,334)	12.7(43,334)
	Heating	kW(Btu/h)	23.5(80,185)	23.5(80,185)
Water Flow Rate		LPM	35.3	35.3
Head Loss		kPa	35.4	35.4
Power Input	Nominal	W	217	217
Running Current	Nominal	A	1.30	1.30
Fan	Type	-	Sirocco Fan	Sirocco Fan
	Air Flow Rate(H/M/L)	m^3/min	36/32/28	36/32/28
	External Static Pressure (Standard mode)	mmAq	6	6
	External Static Pressure (High mode)	mmAq	6	6
Fan Motor	Type	-	BLDC	BLDC
	Drive	-	CW	CW
	Output	W x No.	400 x 1	400 x 1
	FLA(Full Load Ampere)	A	0.44	0.44
Dimensions	Net(W x H x D)	mm	1,250 x 360 x 700	1,250 x 360 x 700
	Shipping(W x H x D)	mm	1,450 x 428 x 773	1,450 x 428 x 773
Weight	Net	kg	46.0	45.5
	Shipping	kg	52.3	52.2
Air Filter	Type	-	Pre Filter	Pre Filter
Temperature Control		-	Microprocessor, Thermostat for cooling and heating	
Sound Absorbing / Thermal Insulation Material		-	Foamed polystrene	Foamed polystrene
Protection Divice		-	Fuse	Fuse
Water Connecting Pipes	Inlet	-	BSPF 3/4"(male)	BSPF 3/4"(male)
	Outlet	-	BSPF 3/4"(male)	BSPF 3/4"(male)
	Drain(O.D. / I.D.)	mm(inch)	Ø 32.0(1-1/4) / 25.0(31/32)	Ø 32.0(1-1/4) / 25.0(31/32)
Sound Pressure Level	Cooling(H/M/L)	dB(A)	49/48/47	49/48/47
	Heating(H/M/L)	dB(A)	49/48/47	49/48/47
Connecting Wire	Power line(H07RN-F)	mm²×cores	2.5 X 3C	2.5 X 3C
	Communication line(VCTF-SB)	mm²×cores	1.0 ~ 1.5 X 2C	1.0 ~ 1.5 X 2C

Note

1. Due to our policy of innovation some specifications may be changed without notification.
2. Wiring cable size must comply with the applicable local and national codes. And “Electric characteristics” chapter should be considered for electrical work and design. Especially the power cable and circuit breaker should be selected in accordance with that.
3. Sound Level Values are measured at Noise Measuring chamber accordance with standard. Therefore, these values depend on the ambient conditions and values are normally higher in actual operation.
4. Performances are based on the following conditions :
   1) Cooling
      - Inlet/Outlet Water Temp. 7°C / 12°C, Indoor Air Temp. 27°CDB / 19°CWB
   2) Heating
      - Inlet/Outlet Water Temp. 60°C, Indoor Air Temp. 20°CDB / 15°CWB
5. Capacity, power consumption, etc. may vary depending on the product installation conditions (temperature, conditions of use).
6. Main power line should be shorter than 50m. When installing a power line longer than 50m, contact LG Electronics.
7. Water connecting pipes are in accordance with the DIN-EN-ISO 228-1 standard.

2. Specifications

Type			Ceiling Concealed Duct - MiddleStatic	
Model Name		Unit	WFCB044L2TA	WFCB044R2TA
Power Supply		V, Φ, Hz	220, 1, 60	220, 1, 60
Capacity	Cooling	kW(Btu/h)	14.0(47,770)	14.0(47,770)
	Heating	kW(Btu/h)	25.6(87,351)	25.6(87,351)
Water Flow Rate		LPM	40.1	40.1
Head Loss		kPa	45.4	45.4
Power Input	Nominal	W	26	26
Running Current	Nominal	A	1.58	1.58
Fan	Type	-	Sirocco Fan	Sirocco Fan
	Air Flow Rate(H/M/L)	m³/min	40/36/32	40/36/32
	External Static Pressure (Standard mode)	mmAq	6	6
	External Static Pressure (High mode)	mmAq	6	6
Fan Motor	Type	-	BLDC	BLDC
	Drive	-	CW	CW
	Output	W x No.	400 x 1	400 x 1
	FLA(Full Load Ampere)	A	0.71	0.71
Dimensions	Net(W x H x D)	mm	1,250 x 360 x 700	1,250 x 360 x 700
	Shipping(W x H x D)	mm	1,450 x 428 x 773	1,450 x 428 x 773
Weight	Net	kg	46.0	45.5
	Shipping	kg	52.3	52.2
Air Filter	Type	-	Pre Filter	Pre Filter
Temperature Control		-	Microprocessor, Thermostat for cooling and heating	
Sound Absorbing / Thermal Insulation Material		-	Foamed polystrene	Foamed polystrene
Protection Divice		-	Fuse	Fuse
Water Connecting Pipes	Inlet	-	BSPF 3/4"(male)	BSPF 3/4"(male)
	Outlet	-	BSPF 3/4"(male)	BSPF 3/4"(male)
	Drain(O.D. / I.D.)	mm(inch)	Ø 32.0(1-1/4) / 25.0(31/32)	Ø 32.0(1-1/4) / 25.0(31/32)
Sound Pressure Level	Cooling(H/M/L)	dB(A)	50/49/48	50/49/48
	Heating(H/M/L)	dB(A)	50/49/48	50/49/48
Connecting Wire	Power line(H07RN-F)	mm²×cores	2.5 X 3C	2.5 X 3C
	Communication line(VCTF-SB)	mm²×cores	1.0 ~ 1.5 X 2C	1.0 ~ 1.5 X 2C

Note

1. Due to our policy of innovation some specifications may be changed without notification.
2. Wiring cable size must comply with the applicable local and national codes. And “Electric characteristics” chapter should be considered for electrical work and design. Especially the power cable and circuit breaker should be selected in accordance with that.
3. Sound Level Values are measured at Noise Measuring chamber accordance with standard. Therefore, these values depend on the ambient conditions and values are normally higher in actual operation.
4. Performances are based on the following conditions :
   1) Cooling
      - Inlet/Outlet Water Temp. 7°C / 12°C, Indoor Air Temp. 27°CDB / 19°CWB
   2) Heating
      - Inlet/Outlet Water Temp. 60°C, Indoor Air Temp. 20°CDB / 15°CWB
5. Capacity, power consumption, etc. may vary depending on the product installation conditions (temperature, conditions of use).
6. Main power line should be shorter than 50m. When installing a power line longer than 50m, contact LG Electronics.
7. Water connecting pipes are in accordance with the DIN-EN-ISO 228-1 standard.

3. Dimensions

■ M1 Chassis

◆ WFCB017R2TA, WFCB020R2TA

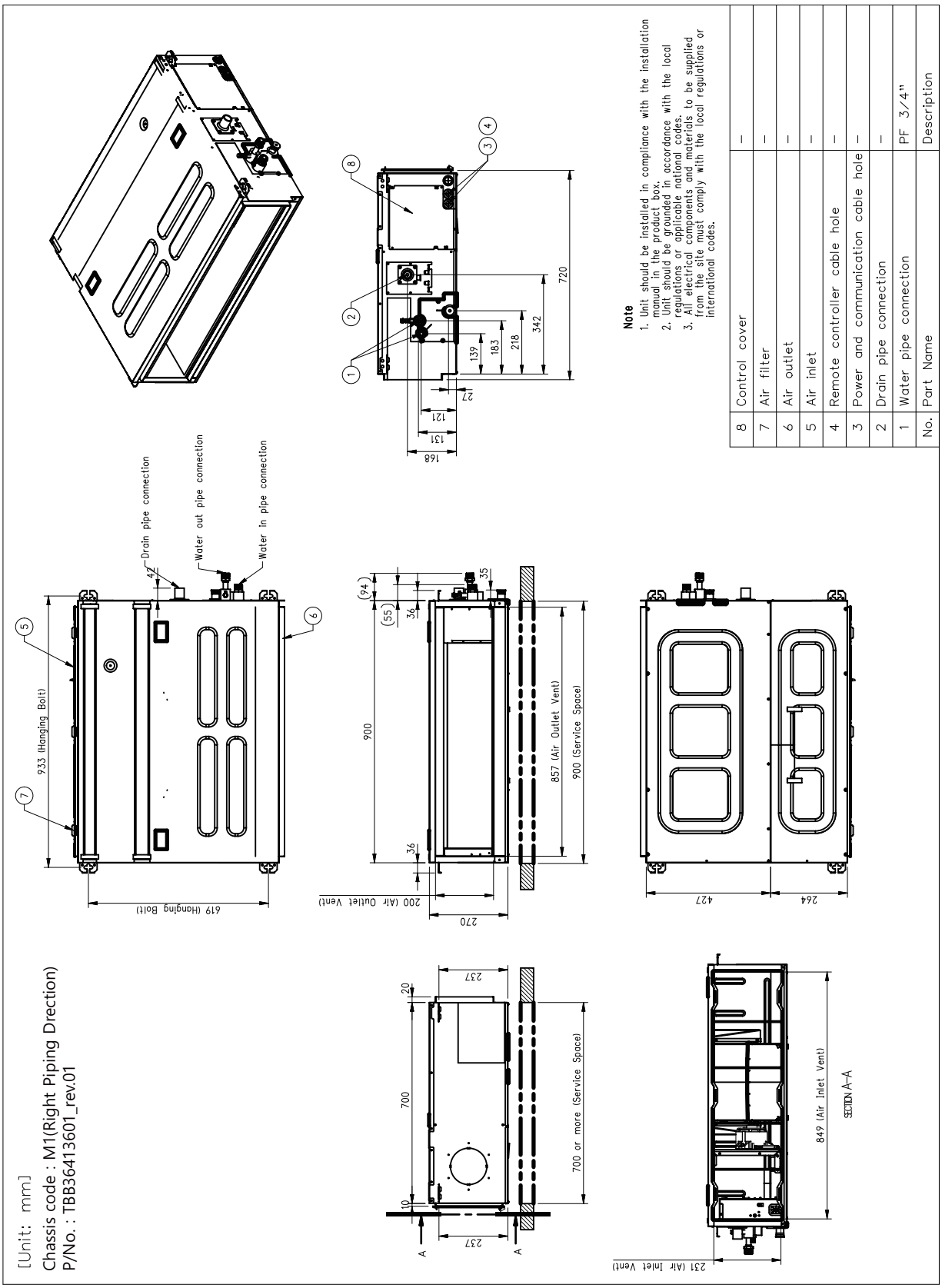

Note
1. Unit should be installed in compliance with the installation manual in the product box.
2. Unit should be grounded in accordance with the local regulations or applicable national codes.
3. All electrical components and materials to be supplied from the site must comply with the local regulations or international codes.

No.	Part Name	Description
8	Control cover	–
7	Air filter	–
6	Air outlet	–
5	Air inlet	–
4	Remote controller cable hole	–
3	Power and communication cable hole	–
2	Drain pipe connection	–
1	Water pipe connection	PF 3/4"

3. Dimensions

◆ WFCB017L2T3, WFCB020L2T3

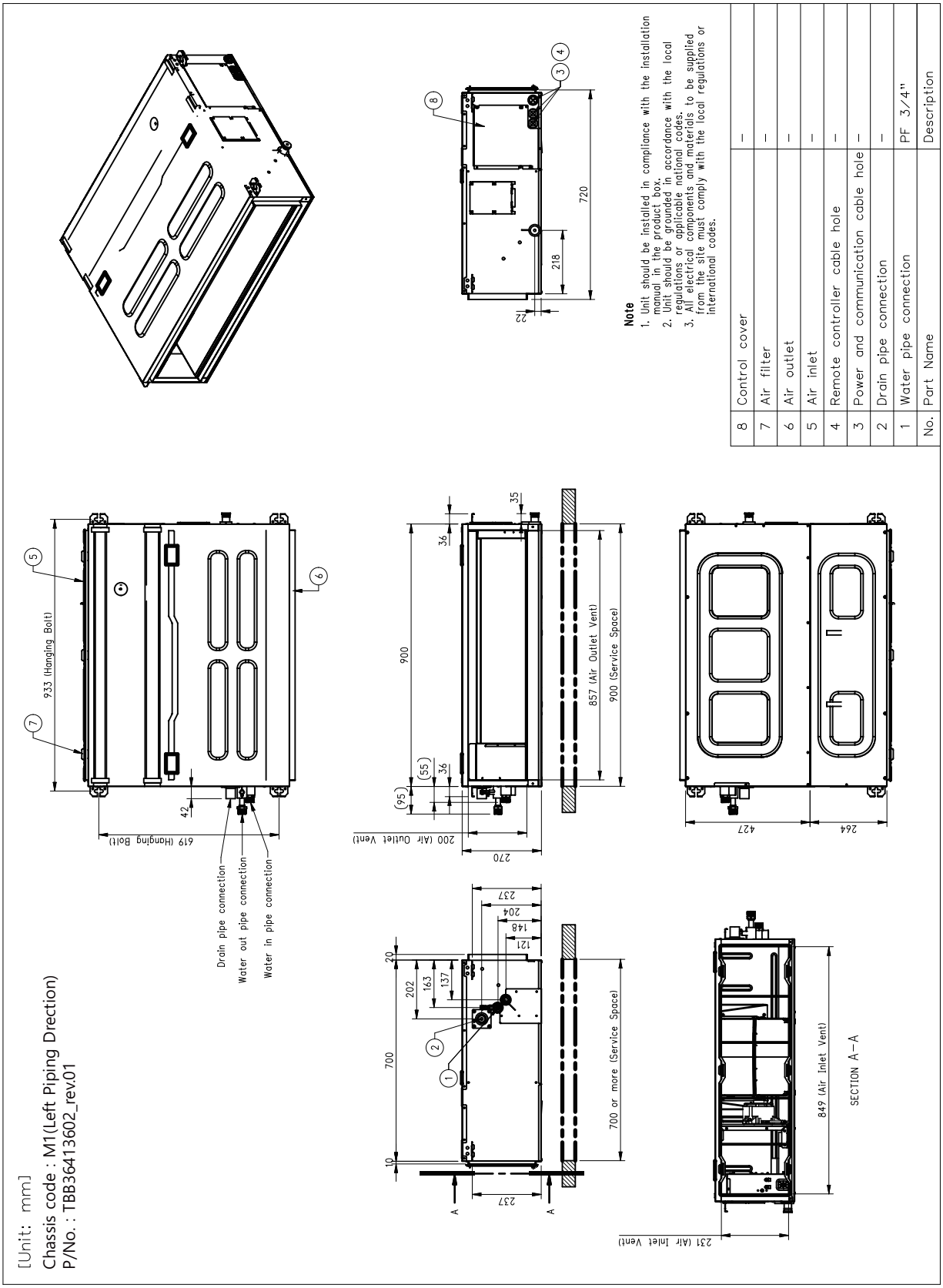

No.	Part Name	Description
8	Control cover	–
7	Air filter	–
6	Air outlet	–
5	Air inlet	–
4	Remote controller cable hole	–
3	Power and communication cable hole	–
2	Drain pipe connection	–
1	Water pipe connection	PF 3/4"

3. Dimensions

■ M2 Chassis

◆ WFCB025R2TA, WFCB030R2TA, WFCB034R2TA

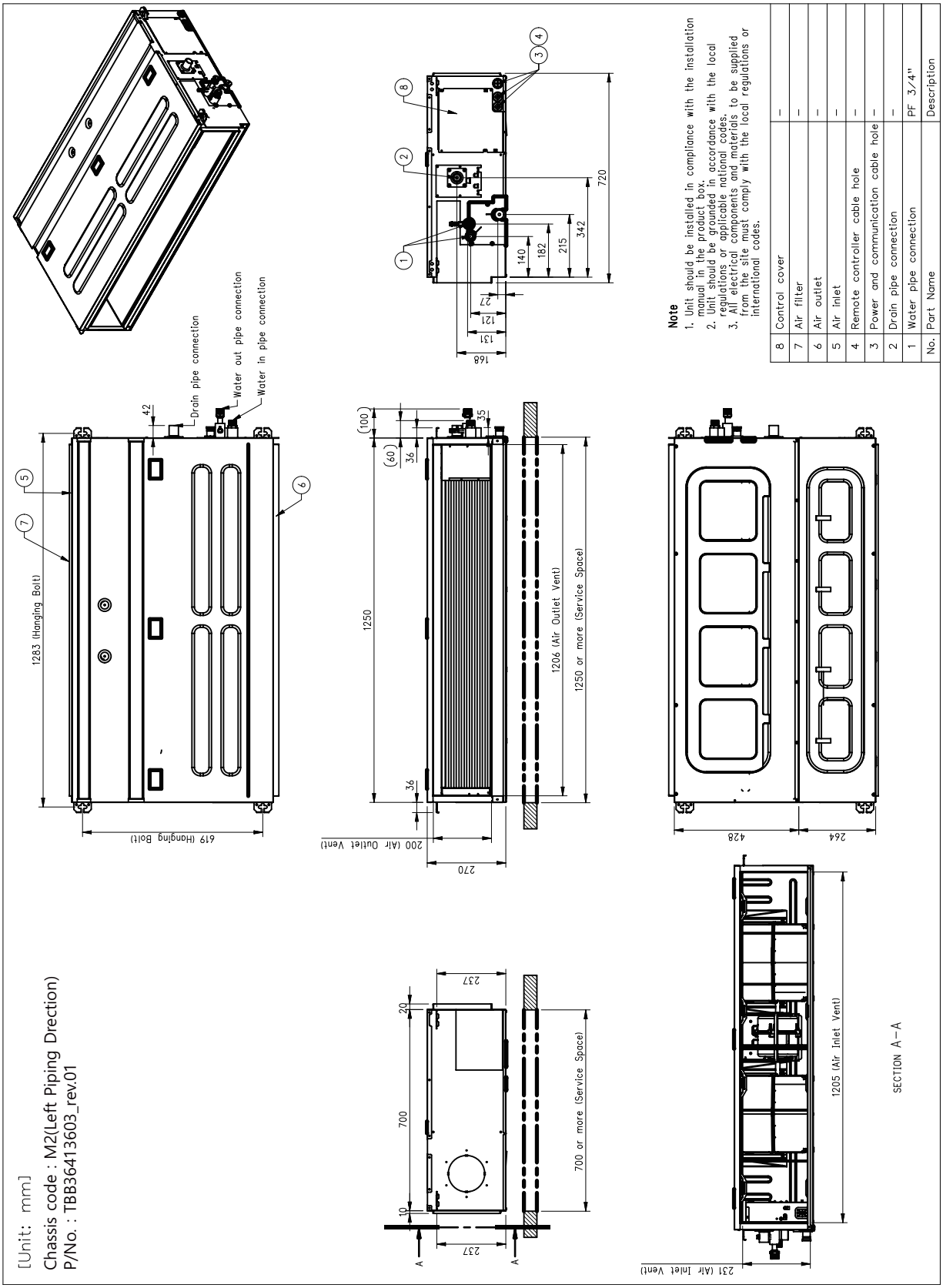

Note
1. Unit should be installed in compliance with the installation manual in the product box.
2. Unit should be grounded in accordance with the local regulations or applicable national codes.
3. All electrical components and materials to be supplied from the site must comply with the local regulations or international codes.

No.	Part Name	Description
8	Control cover	–
7	Air filter	–
6	Air outlet	–
5	Air inlet	–
4	Remote controller cable hole	–
3	Power and communication cable hole	–
2	Drain pipe connection	–
1	Water pipe connection	PF 3/4"

3. Dimensions

◆ WFCB025L2TA, WFCB030L2TA, WFCB034L2TA

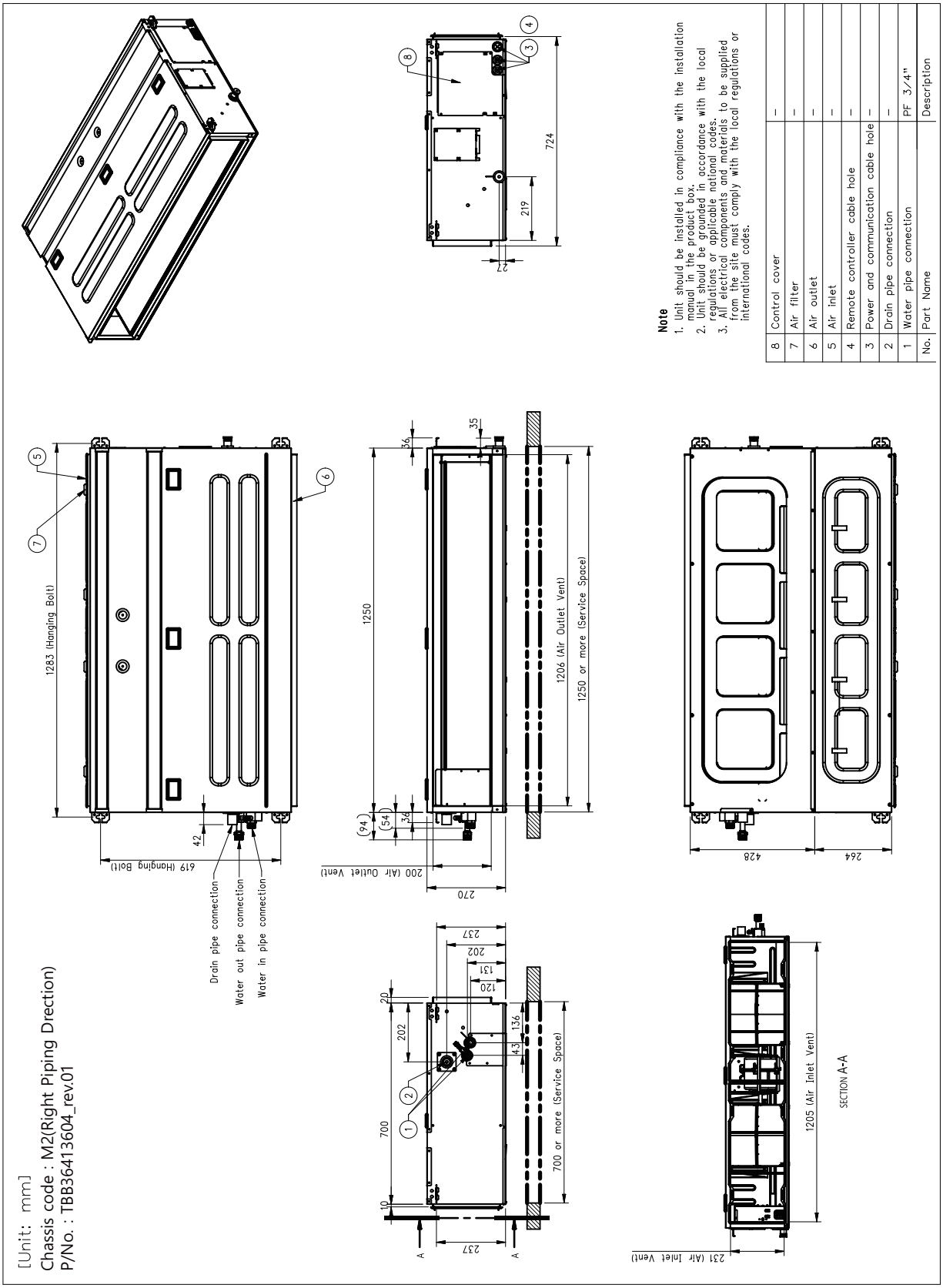

Note

1. Unit should be installed in compliance with the installation manual in the product box.
2. Unit should be grounded in accordance with the local regulations or applicable national codes.
3. All electrical components and materials to be supplied from the site must comply with the local regulations or international codes.

No.	Part Name	Description
8	Control cover	–
7	Air filter	–
6	Air outlet	–
5	Air inlet	–
4	Remote controller cable hole	–
3	Power and communication cable hole	–
2	Drain pipe connection	–
1	Water pipe connection	PF 3/4"

3. Dimensions

■ M3 Chassis

◆ WFCB039R2TA, WFCB044R2TA

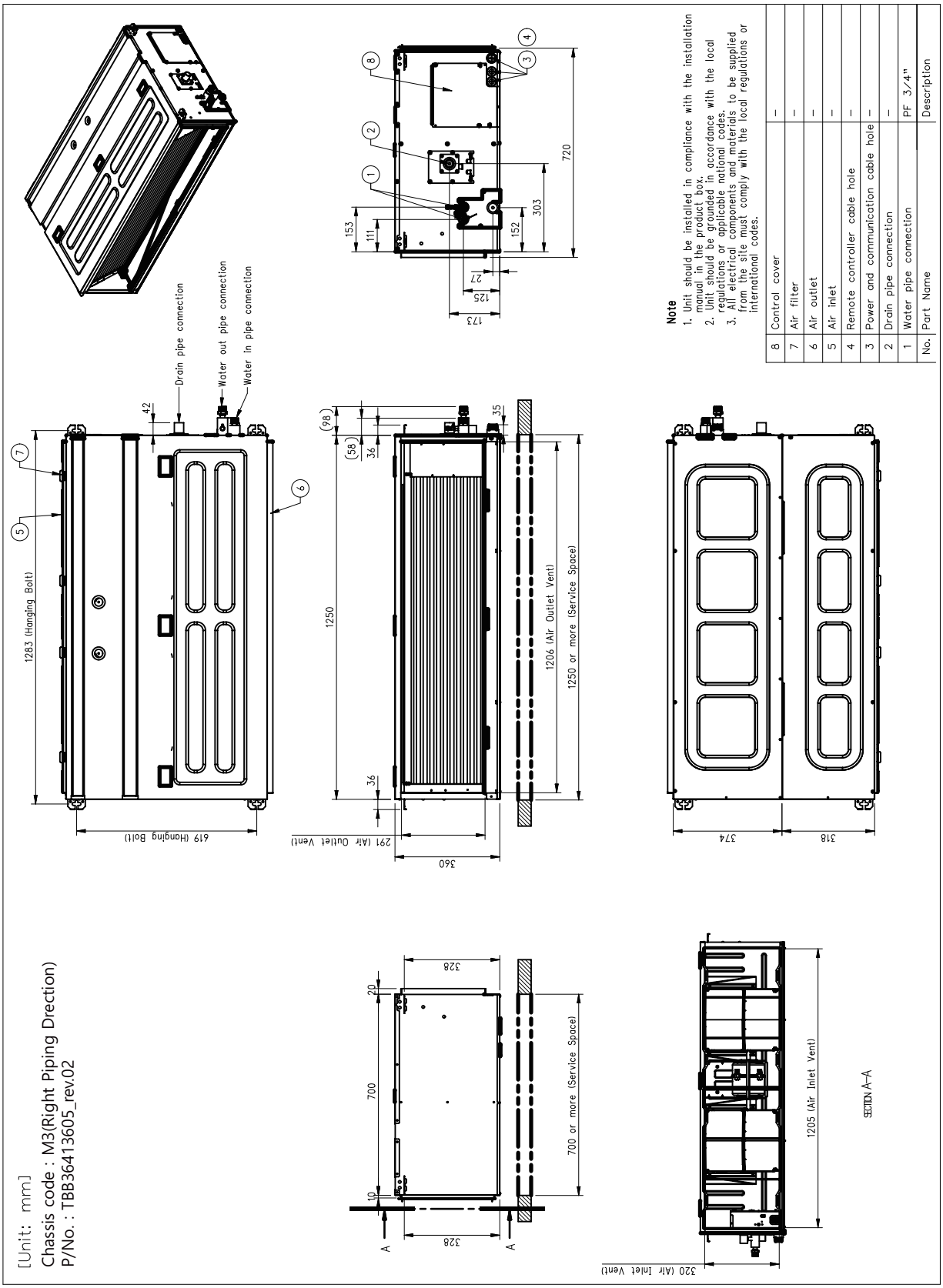

Note

1. Unit should be installed in compliance with the installation manual in the product box.
2. Unit should be grounded in accordance with the local regulations or applicable national codes.
3. All electrical components and materials to be supplied from the site must comply with the local regulations or international codes.

No.	Part Name	Description
8	Control cover	–
7	Air filter	–
6	Air outlet	–
5	Air inlet	–
4	Remote controller cable hole	–
3	Power and communication cable hole	–
2	Drain pipe connection	–
1	Water pipe connection	PF 3/4"

3. Dimensions

◆ WFCB039L2TA, WFCB044L2TA

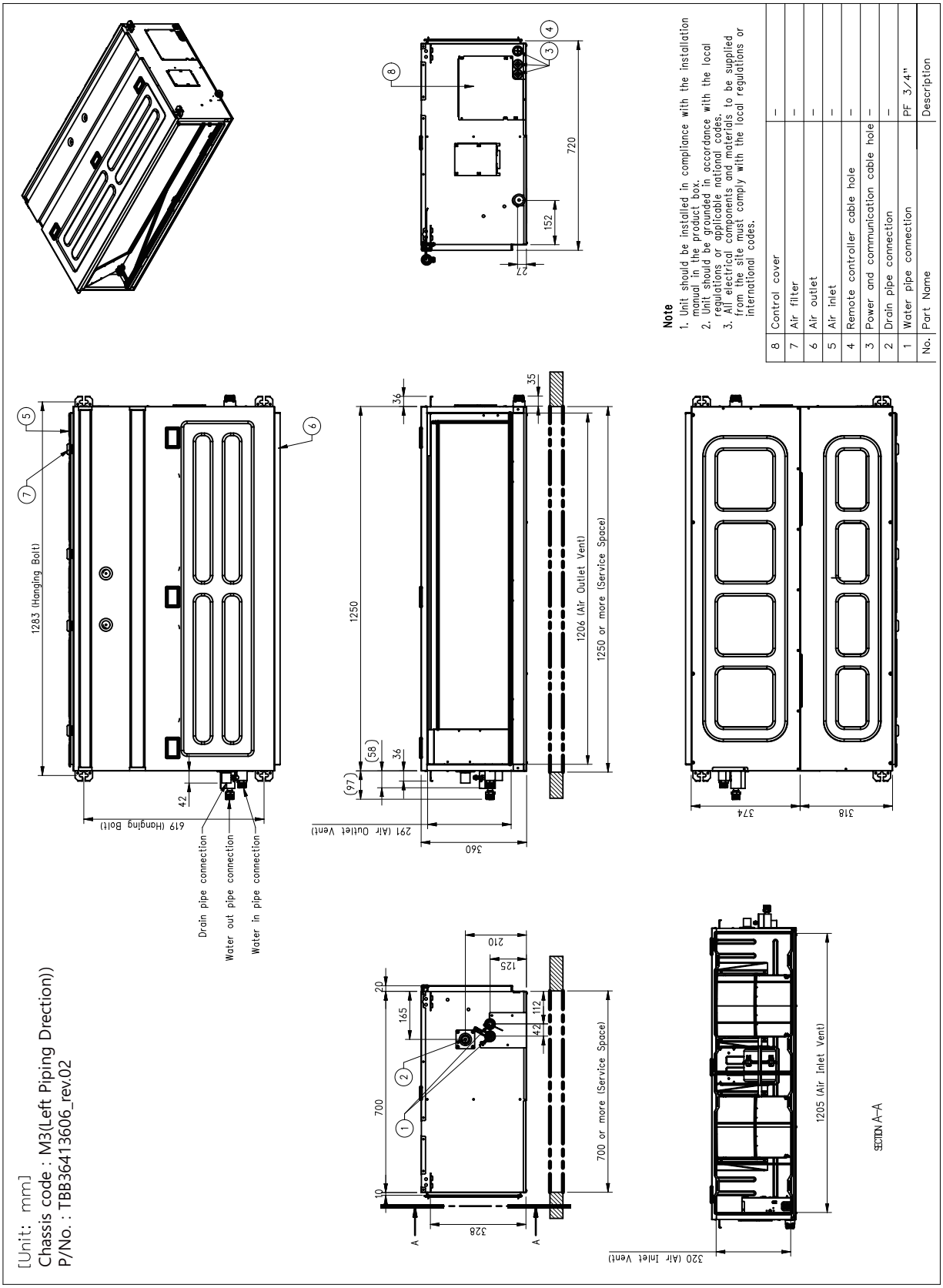

Note

1. Unit should be installed in compliance with the installation manual in the product box.
2. Unit should be grounded in accordance with the local regulations or applicable national codes.
3. All electrical components and materials to be supplied from the site must comply with the local regulations or international codes.

No.	Part Name	Description
8	Control cover	–
7	Air filter	–
6	Air outlet	–
5	Air inlet	–
4	Remote controller cable hole	–
3	Power and communication cable hole	–
2	Drain pipe connection	–
1	Water pipe connection	PF 3/4"

4. Piping Diagrams

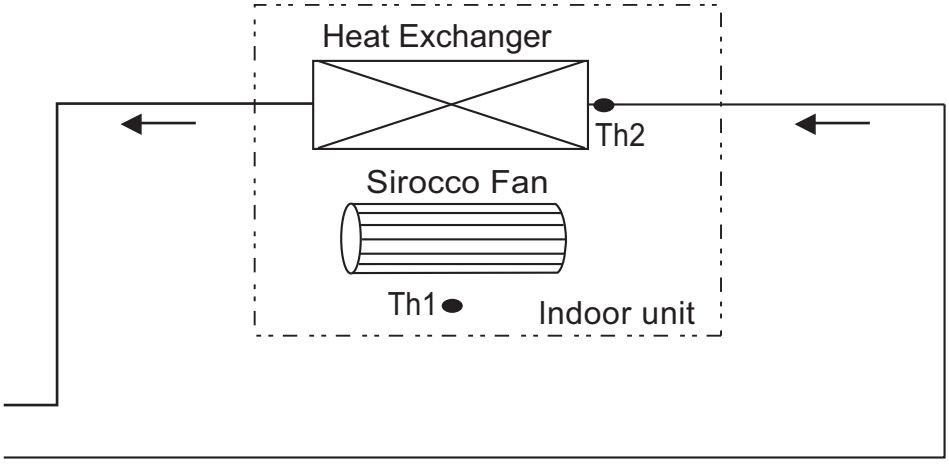

LOC.	Description
Th1	Thermistor for room air temperature
Th2	Thermistor for pipe in temperature

5. Wiring diagrams

■ M1, M2, M3 Chassis

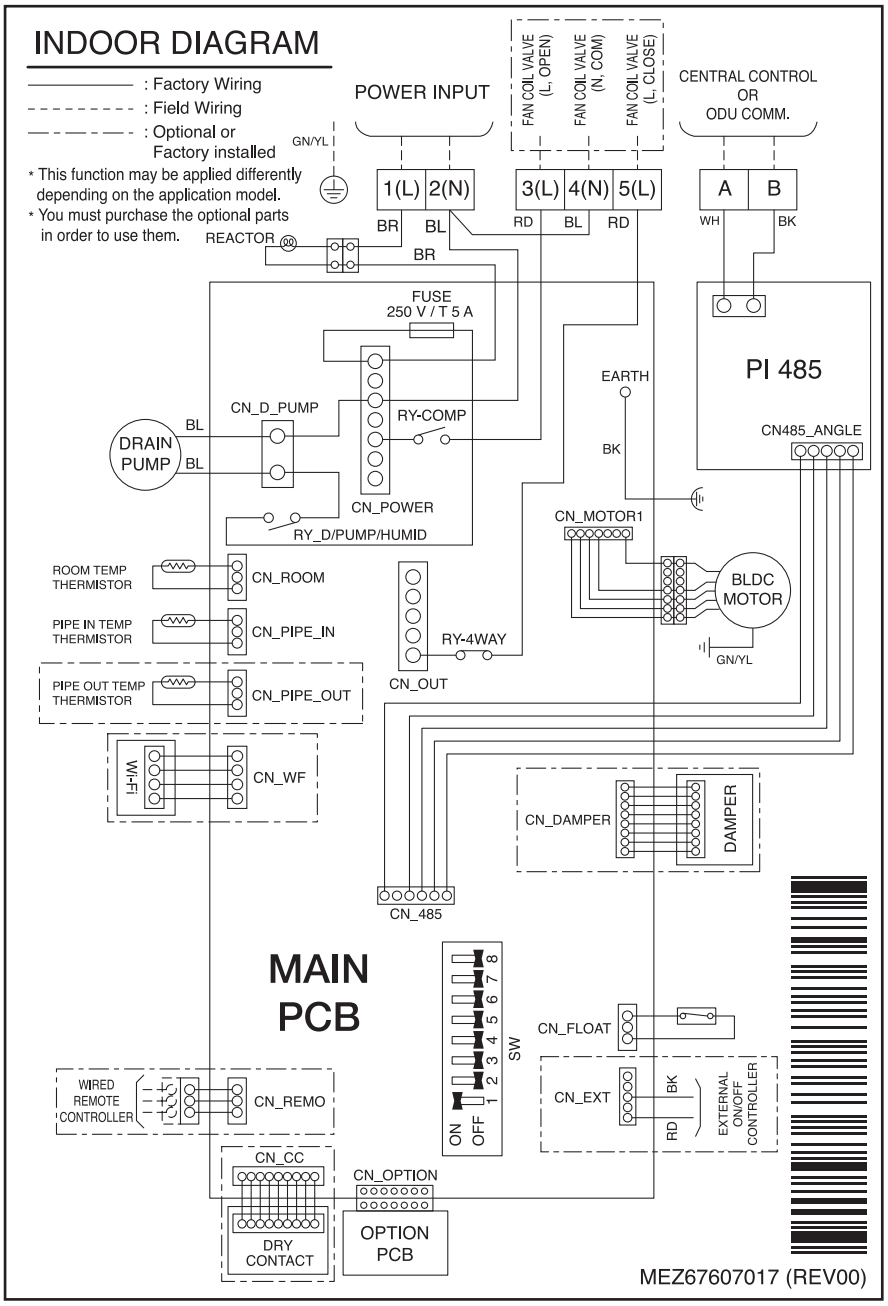

6. Capacity Tables

6.1 Cooling Capacity

◆ WFCB017L2TA, WFCB017R2TA

Inlet Water Temp. (℃)	Water Temp Differenc e (℃)	Air Temp (℃ DB)	Air Temp(17℃ WB)				Air Temp(19℃ WB)				Air Temp(21℃ WB)				Air Temp(23℃ WB)			
			TC (W)	SHC (W)	Water Flow Rate (LPM)	Press ure Drop (kPa)	TC (W)	SHC (W)	Water Flow Rate (LPM)	Press ure Drop (kPa)	TC (W)	SHC (W)	Water Flow Rate (LPM)	Press ure Drop (kPa)	TC (W)	SHC (W)	Water Flow Rate (LPM)	Press ure Drop (kPa)
5	4	24	5,443	3,242	17.3	16.2	5,943	3,675	18.9	19.2	7,110	4,287	21.4	24.2	7,832	4,611	24.6	32.0
		25	6,169	3,815	19.7	20.8	6,736	4,323	21.6	24.7	8,058	5,044	24.4	31.4	8,876	5,425	28.2	41.6
		26	6,750	4,291	22.2	26.1	7,370	4,864	24.3	31.1	8,816	5,674	27.5	39.5	9,711	6,103	31.7	52.6
		27	7,258	4,768	24.6	32.0	7,924	5,404	27.0	38.2	9,480	6,305	30.5	48.7	10,442	6,781	35.2	65.1
		28	7,621	5,245	27.1	38.5	8,321	5,944	29.7	46.2	9,954	6,935	33.6	59.1	10,965	7,460	38.7	79.1
		29	7,984	5,770	29.6	45.8	8,717	6,539	32.4	55.0	10,428	7,629	36.6	70.5	11,487	8,206	42.2	94.7
		30	8,347	6,199	32.0	53.8	9,113	7,025	35.1	64.6	10,902	8,196	39.7	83.1	12,009	8,816	45.8	111.9
	5	24	4,610	2,986	12.3	8.7	4,830	3,246	13.7	10.6	6,665	4,215	18.1	17.6	7,332	4,467	21.4	24.2
		25	5,225	3,513	14.1	11.1	5,474	3,818	15.6	13.5	7,554	4,959	20.7	22.7	8,310	5,256	24.4	31.4
		26	5,717	3,952	15.8	13.8	5,989	4,296	17.6	16.8	8,265	5,579	23.2	28.5	9,092	5,913	27.5	39.5
		27	6,147	4,391	17.6	16.8	6,440	4,773	19.6	20.5	8,887	6,199	25.8	35.0	9,776	6,570	30.5	48.7
		28	6,454	4,830	19.4	20.1	6,762	5,250	21.5	24.6	9,332	6,819	28.4	42.3	10,265	7,227	33.6	59.1
		29	6,762	5,313	21.1	23.7	7,084	5,775	23.5	29.1	9,776	7,500	31.0	50.3	10,754	7,949	36.6	70.5
		30	7,069	5,709	22.9	27.7	7,406	6,205	25.4	34.0	10,220	8,058	33.6	59.1	11,242	8,540	39.7	83.1
	6	24	4,333	2,882	10.7	6.8	5,277	3,459	12.8	9.4	6,332	4,071	15.1	12.7	6,943	4,359	17.3	16.2
		25	4,910	3,391	12.2	8.6	5,980	4,069	14.6	11.9	7,176	4,789	17.3	16.2	7,869	5,128	19.7	20.8
		26	5,372	3,815	13.7	10.6	6,543	4,577	16.5	14.8	7,852	5,388	19.4	20.2	8,609	5,770	22.2	26.1
		27	5,777	4,238	15.3	12.9	7,036	5,086	18.3	18.1	8,443	5,987	21.6	24.7	9,258	6,411	24.6	32.0
		28	6,066	4,662	16.8	15.4	7,387	5,595	20.1	21.7	8,865	6,585	23.8	29.7	9,720	7,052	27.1	38.5
		29	6,354	5,128	18.3	18.1	7,739	6,154	22.0	25.6	9,287	7,244	25.9	35.3	10,183	7,757	29.6	45.8
		30	6,643	5,510	19.8	21.0	8,091	6,612	23.8	29.9	9,709	7,783	28.1	41.3	10,646	8,334	32.0	53.8
	7	24	3,888	2,666	8.9	4.9	4,666	3,134	9.5	5.6	5,610	3,711	11.7	7.9	6,165	3,963	12.8	9.4
		25	4,407	3,136	10.1	6.2	5,288	3,687	10.9	7.0	6,358	4,366	13.3	10.1	6,988	4,662	14.6	11.9
		26	4,821	3,528	11.4	7.6	5,786	4,148	12.3	8.7	6,956	4,911	15.0	12.5	7,645	5,245	16.5	14.8
		27	5,184	3,921	12.7	9.2	6,221	4,609	13.6	10.5	7,480	5,457	16.7	15.2	8,221	5,828	18.3	18.1
		28	5,443	4,313	13.9	10.9	6,532	5,070	15.0	12.4	7,854	6,003	18.3	18.1	8,632	6,411	20.1	21.7
		29	5,703	4,744	15.2	12.8	6,843	5,577	16.3	14.6	8,228	6,603	20.0	21.4	9,043	7,052	22.0	25.6
		30	5,962	5,097	16.5	14.8	7,154	5,992	17.7	17.0	8,602	7,094	21.7	24.9	9,454	7,576	23.8	29.9
	8	24	2,999	2,090	5.6	2.3	3,610	2,486	6.1	2.6	5,443	3,675	7.4	3.6	4,721	3,134	8.1	4.2
		25	3,399	2,458	6.4	2.9	4,092	2,925	6.9	3.3	6,169	4,323	8.4	4.5	5,351	3,687	9.2	5.2
		26	3,719	2,766	7.2	3.5	4,477	3,290	7.8	4.0	6,750	4,864	9.5	5.6	5,854	4,148	10.4	6.4
		27	3,999	3,073	8.0	4.1	4,814	3,656	8.7	4.8	7,258	5,404	10.6	6.7	6,295	4,609	11.5	7.7
		28	4,199	3,380	8.8	4.8	5,055	4,021	9.6	5.6	7,621	5,944	11.6	7.9	6,610	5,070	12.7	9.2
		29	4,399	3,718	9.6	5.6	5,295	4,423	10.4	6.5	7,984	6,539	12.7	9.2	6,925	5,577	13.8	10.7
		30	4,599	3,995	10.4	6.5	5,536	4,752	11.3	7.5	8,347	7,025	13.7	10.6	7,239	5,992	15.0	12.4
6	4	24	4,075	2,740	16.2	14.3	4,955	3,288	19.0	19.3	5,927	3,836	22.5	26.8	6,529	4,126	25.3	33.7
		25	4,618	3,224	18.5	18.4	5,615	3,868	21.7	25.0	6,717	4,513	25.7	34.7	7,400	4,855	28.9	43.8
		26	5,053	3,627	20.8	23.0	6,144	4,352	24.4	31.3	7,350	5,077	28.9	43.8	8,096	5,461	32.5	55.5
		27	5,433	4,030	23.1	28.2	6,606	4,836	27.1	38.5	7,903	5,641	32.1	54.1	8,705	6,068	36.1	68.7
		28	5,705	4,433	25.4	33.9	6,936	5,319	29.8	46.6	8,298	6,206	35.3	65.6	9,141	6,675	39.8	83.5
		29	5,976	4,876	27.7	40.3	7,267	5,851	32.5	55.5	8,693	6,826	38.6	78.4	9,576	7,342	43.4	100.0
		30	6,248	5,239	30.0	47.2	7,597	6,286	35.2	65.2	9,088	7,334	41.8	92.5	10,011	7,889	47.0	118.2
	5	24	3,843	2,708	10.5	6.6	4,410	3,070	12.7	9.2	5,557	3,772	17.2	16.0	6,112	3,997	18.8	19.1
		25	4,356	3,186	12.0	8.4	4,998	3,612	14.5	11.7	6,297	4,437	19.6	20.6	6,927	4,703	21.5	24.6
		26	4,766	3,584	13.6	10.4	5,468	4,064	16.3	14.5	6,890	4,992	22.1	25.8	7,579	5,291	24.2	30.9
		27	5,124	3,982	15.1	12.6	5,880	4,515	18.1	17.7	7,409	5,547	24.5	31.6	8,150	5,879	26.9	38.0
		28	5,381	4,380	16.6	15.0	6,174	4,967	19.9	21.2	7,779	6,101	27.0	38.1	8,557	6,466	29.6	45.9
		29	5,637	4,818	18.1	17.6	6,468	5,463	21.7	25.0	8,150	6,711	29.4	45.3	8,965	7,113	32.3	54.6
		30	5,893	5,177	19.6	20.5	6,762	5,870	23.5	29.2	8,520	7,211	31.9	53.1	9,372	7,642	35.0	64.2
	6	24	3,612	2,643	9.8	5.9	4,399	3,095	10.5	6.6	5,279	3,643	12.9	9.5	5,788	3,901	14.2	11.3
		25	4,093	3,110	11.2	7.4	4,986	3,641	12.0	8.4	5,983	4,286	14.8	12.1	6,560	4,589	16.2	14.4
		26	4,479	3,499	12.7	9.2	5,455	4,096	13.6	10.4	6,546	4,821	16.6	15.1	7,177	5,163	18.3	18.0
		27	4,816	3,887	14.1	11.1	5,865	4,551	15.1	12.6	7,038	5,357	18.5	18.4	7,718	5,736	20.3	21.9
		28	5,057	4,276	15.5	13.2	6,159	5,006	16.6	15.0	7,390	5,893	20.3	22.0	8,103	6,310	22.3	26.4
		29	5,297	4,704	16.9	15.5	6,452	5,507	18.1	17.6	7,742	6,482	22.2	26.0	8,489	6,941	24.3	31.2
		30	5,538	5,054	18.3	18.0	6,745	5,916	19.6	20.5	8,094	6,964	24.0	30.4	8,875	7,457	26.4	36.5
	7	24	3,241	2,386	7.6	3.8	3,890	2,805	8.2	4.3	4,677	3,320	10.0	6.0	5,140	3,546	11.0	7.1
		25	3,674	2,807	8.7	4.7	4,408	3,300	9.3	5.4	5,300	3,906	11.4	7.6	5,825	4,172	12.5	9.0
		26	4,019	3,157	9.8	5.8	4,823	3,712	10.5	6.6	5,799	4,395	12.8	9.4	6,373	4,693	14.1	11.1
		27	4,322	3,508	10.8	7.0	5,186	4,124	11.6	7.9	6,236	4,883	14.3	11.4	6,853	5,215	15.7	13.5
		28	4,538	3,859	11.9	8.3	5,445	4,537	12.8	9.4	6,548	5,371	15.7	13.5	7,196	5,736	17.2	16.1
		29	4,754	4,245	13.0	9.6	5,705	4,991	14.0	11.0	6,859	5,908	17.1	15.9	7,538	6,310	18.8	19.0
		30	4,970	4,561	14.1	11.1	5,964	5,362	15.1	12.7	7,171	6,348	18.5	18.5	7,881	6,779	20.4	22.1
	8	24	2,500	1,870	4.8	1.8	3,010	2,224	5.2	2.1	4,538	3,288	6.3	2.8	3,936	2,805	6.9	3.2
		25	2,834	2,200	5.5	2.2	3,411	2,617	5.9	2.6	5,143	3,868	7.2	3.5	4,461	3,300	7.9	4.0
		26	3,101	2,475	6.1	2.7	3,732	2,944	6.7	3.1	5,627	4,352	8.1	4.3	4,881	3,712	8.9	4.9
		27	3,334	2,750	6.8	3.2	4,013	3,271	7.4	3.7	6,051	4,836	9.0	5.1	5,248	4,124	9.8	5.9
		28	3,501	3,025	7.5	3.7	4,214	3,598	8.2	4.3	6,353	5,319	9.9	6.0	5,510	4,537	10.8	7.0
		29	3,667	3,327	8.2	4.3	4,414	3,958	8.9	5.0	6,656	5,851	10.8	7.0	5,773	4,991	11.8	8.1
		30	3,834	3,492	8.9	4.9	4,615	4,154	9.7	5.7	6,958	6,141	11.7	8.0	6,035	5,238	12.8	9.4

Note

1. TC : Total capacity(W), SHC : Sensible Heat Capacity(W)
2. Performances are based on the following conditions :
   1) Cooling
      - Inlet/Outlet Water Temp. 7°C / 12°C, Indoor Air Temp. 27°CDB / 19°CWB

6. Capacity Tables

Inlet Water Temp. (℃)	Water Temp Difference (℃)	Air Temp (℃ DB)	Air Temp(17℃ WB)				Air Temp(19℃ WB)				Air Temp(21℃ WB)				Air Temp(23℃ WB)			
			TC (W)	SHC (W)	Water Flow Rate (LPM)	Pressure Drop (kPa)	TC (W)	SHC (W)	Water Flow Rate (LPM)	Pressure Drop (kPa)	TC (W)	SHC (W)	Water Flow Rate (LPM)	Pressure Drop (kPa)	TC (W)	SHC (W)	Water Flow Rate (LPM)	Pressure Drop (kPa)
7	4	24	3,696	2,485	15.5	13.3	4,494	2,982	16.5	15.0	5,376	3,480	20.3	22.0	5,922	3,743	22.4	26.5
		25	4,189	2,924	17.7	17.0	5,093	3,509	18.9	19.2	6,093	4,094	23.2	28.4	6,712	4,403	25.6	34.3
		26	4,583	3,290	20.0	21.3	5,573	3,947	21.3	24.0	6,666	4,605	26.1	35.8	7,343	4,954	28.8	43.3
		27	4,928	3,655	22.2	26.0	5,992	4,386	23.6	29.5	7,168	5,117	29.0	44.1	7,896	5,504	31.9	53.5
		28	5,174	4,021	24.4	31.3	6,292	4,825	26.0	35.5	7,526	5,629	31.9	53.3	8,291	6,054	35.1	64.8
		29	5,421	4,423	26.6	37.1	6,591	5,307	28.4	42.1	7,885	6,192	34.8	63.6	8,686	6,660	38.3	77.4
		30	5,667	4,752	28.8	43.5	6,891	5,702	30.7	49.4	8,243	6,652	37.7	74.9	9,080	7,155	41.5	91.4
	5	24	3,486	2,456	9.7	5.7	4,200	2,924	11.4	7.6	5,040	3,421	13.9	10.9	5,544	3,626	15.3	12.9
		25	3,951	2,890	11.1	7.2	4,760	3,440	13.0	9.7	5,712	4,025	15.9	13.9	6,283	4,266	17.5	16.6
		26	4,323	3,251	12.5	8.9	5,208	3,870	14.7	12.0	6,250	4,528	17.9	17.3	6,875	4,799	19.7	20.7
		27	4,648	3,612	13.9	10.8	5,600	4,300	16.3	14.6	6,720	5,031	19.9	21.1	7,392	5,332	21.8	25.3
		28	4,880	3,973	15.2	12.9	5,880	4,730	17.9	17.4	7,056	5,534	21.9	25.4	7,762	5,865	24.0	30.4
		29	5,113	4,371	16.6	15.1	6,160	5,203	19.6	20.5	7,392	6,088	23.9	30.0	8,131	6,452	26.2	36.1
		30	5,345	4,696	18.0	17.5	6,440	5,590	21.2	23.9	7,728	6,540	25.9	35.1	8,501	6,932	28.4	42.2
	6	24	3,276	2,398	8.0	4.1	3,990	2,807	8.6	4.6	4,788	3,304	10.5	6.6	5,250	3,538	11.5	7.8
		25	3,713	2,821	9.1	5.2	4,522	3,302	9.8	5.8	5,426	3,887	12.0	8.3	5,950	4,162	13.2	9.9
		26	4,062	3,173	10.3	6.3	4,948	3,715	11.0	7.2	5,937	4,373	13.5	10.3	6,510	4,683	14.8	12.2
		27	4,368	3,526	11.4	7.6	5,320	4,128	12.2	8.6	6,384	4,859	15.0	12.5	7,000	5,203	16.5	14.8
		28	4,586	3,879	12.6	9.0	5,586	4,541	13.4	10.2	6,703	5,345	16.5	14.9	7,350	5,723	18.1	17.7
		29	4,805	4,266	13.7	10.6	5,852	4,995	14.7	12.0	7,022	5,879	18.0	17.5	7,700	6,296	19.8	20.9
		30	5,023	4,584	14.8	12.2	6,118	5,366	15.9	13.9	7,342	6,317	19.5	20.4	8,050	6,764	21.4	24.3
	7	24	2,940	2,164	6.2	2.7	3,528	2,544	6.6	3.0	4,242	3,012	8.1	4.2	4,662	3,216	8.9	5.0
		25	3,332	2,546	7.0	3.4	3,998	2,993	7.6	3.8	4,808	3,543	9.3	5.3	5,284	3,784	10.2	6.2
		26	3,646	2,864	7.9	4.1	4,375	3,367	8.5	4.6	5,260	3,986	10.4	6.5	5,781	4,257	11.4	7.7
		27	3,920	3,182	8.8	4.9	4,704	3,741	9.5	5.5	5,656	4,429	11.6	7.8	6,216	4,730	12.7	9.2
		28	4,116	3,500	9.7	5.7	4,939	4,115	10.4	6.5	5,939	4,872	12.7	9.3	6,527	5,203	14.0	11.0
		29	4,312	3,850	10.6	6.7	5,174	4,527	11.3	7.6	6,222	5,359	13.9	10.8	6,838	5,723	15.3	12.9
		30	4,508	4,137	11.4	7.7	5,410	4,863	12.3	8.7	6,504	5,758	15.0	12.5	7,148	6,149	16.5	14.9
	8	24	2,268	1,696	3.9	1.3	2,730	2,018	4.2	1.5	4,116	2,982	5.1	2.0	3,570	2,544	5.6	2.3
		25	2,570	1,995	4.4	1.6	3,094	2,374	4.8	1.8	4,665	3,509	5.9	2.5	4,046	2,993	6.4	2.9
		26	2,812	2,245	5.0	1.9	3,385	2,670	5.4	2.2	5,104	3,947	6.6	3.0	4,427	3,367	7.2	3.5
		27	3,024	2,494	5.5	2.3	3,640	2,967	6.0	2.6	5,488	4,386	7.3	3.6	4,760	3,741	8.0	4.1
		28	3,175	2,743	6.1	2.7	3,822	3,264	6.6	3.0	5,762	4,825	8.1	4.2	4,998	4,115	8.8	4.9
		29	3,326	3,018	6.7	3.1	4,004	3,590	7.2	3.5	6,037	5,307	8.8	4.9	5,236	4,527	9.6	5.6
		30	3,478	3,167	7.2	3.5	4,186	3,768	7.8	4.0	6,311	5,570	9.5	5.6	5,474	4,751	10.4	6.5
8	4	24	2,994	2,104	14.6	11.9	3,640	2,524	15.6	13.4	4,355	2,945	19.1	19.6	4,797	3,168	21.0	23.5
		25	3,393	2,475	16.7	15.2	4,125	2,970	17.8	17.1	4,935	3,465	21.8	25.3	5,436	3,727	24.0	30.5
		26	3,712	2,784	18.8	18.9	4,514	3,341	20.0	21.4	5,400	3,898	24.6	31.8	5,948	4,193	27.1	38.4
		27	3,992	3,094	20.9	23.1	4,854	3,712	22.2	26.2	5,806	4,331	27.3	39.1	6,396	4,659	30.1	47.3
		28	4,191	3,403	22.9	27.8	5,096	4,084	24.5	31.5	6,096	4,764	30.0	47.2	6,716	5,124	33.1	57.3
		29	4,391	3,743	25.0	32.9	5,339	4,492	26.7	37.4	6,387	5,241	32.8	56.2	7,035	5,637	36.1	68.4
		30	4,590	4,022	27.1	38.6	5,582	4,826	28.9	43.8	6,677	5,630	35.5	66.1	7,355	6,056	39.1	80.6
	5	24	2,824	2,079	9.1	5.2	3,780	2,690	11.1	7.2	4,082	2,896	13.1	9.8	4,491	3,069	14.4	11.6
		25	3,200	2,446	10.4	6.5	4,284	3,165	12.6	9.2	4,627	3,407	15.0	12.4	5,089	3,610	16.4	14.8
		26	3,501	2,751	11.7	8.0	4,687	3,560	14.2	11.3	5,062	3,832	16.8	15.5	5,568	4,062	18.5	18.4
		27	3,765	3,057	13.0	9.7	5,040	3,956	15.8	13.8	5,443	4,258	18.7	18.8	5,988	4,513	20.6	22.5
		28	3,953	3,363	14.3	11.5	5,292	4,352	17.4	16.4	5,715	4,684	20.6	22.6	6,287	4,964	22.6	27.0
		29	4,141	3,699	15.6	13.5	5,544	4,787	19.0	19.3	5,988	5,152	22.5	26.7	6,586	5,461	24.7	32.0
		30	4,330	3,974	16.9	15.6	5,796	5,143	20.6	22.5	6,260	5,536	24.3	31.2	6,886	5,867	26.7	37.4
	6	24	2,654	2,029	7.5	3.7	3,232	2,376	8.1	4.2	3,878	2,797	9.9	5.9	4,253	2,995	10.8	7.0
		25	3,007	2,388	8.6	4.7	3,663	2,795	9.2	5.2	4,395	3,290	11.3	7.5	4,820	3,523	12.4	8.8
		26	3,290	2,686	9.7	5.7	4,008	3,145	10.4	6.4	4,809	3,701	12.7	9.2	5,273	3,963	13.9	10.9
		27	3,538	2,984	10.7	6.9	4,309	3,494	11.5	7.7	5,171	4,113	14.1	11.2	5,670	4,404	15.5	13.2
		28	3,715	3,283	11.8	8.1	4,525	3,843	12.7	9.2	5,430	4,524	15.5	13.3	5,954	4,844	17.0	15.8
		29	3,892	3,462	12.9	9.5	4,740	4,053	13.8	10.7	5,688	4,771	16.9	15.6	6,237	5,108	18.6	18.6
		30	4,069	3,671	14.0	10.9	4,956	4,437	15.0	12.4	5,947	5,223	18.3	18.1	6,521	5,593	20.1	21.6
	7	24	2,381	1,831	5.8	2.5	2,858	2,153	6.2	2.7	3,436	2,549	7.6	3.8	3,776	2,722	8.4	4.5
		25	2,699	2,155	6.6	3.0	3,239	2,533	7.1	3.4	3,894	2,999	8.7	4.8	4,280	3,203	9.6	5.6
		26	2,953	2,424	7.5	3.7	3,544	2,850	8.0	4.1	4,261	3,374	9.8	5.8	4,683	3,603	10.8	6.9
		27	3,175	2,693	8.3	4.4	3,810	3,166	8.9	5.0	4,581	3,749	10.9	7.0	5,035	4,003	12.0	8.3
		28	3,334	2,963	9.1	5.2	4,001	3,483	9.8	5.8	4,810	4,124	12.0	8.3	5,287	4,404	13.2	9.8
		29	3,493	3,124	9.9	6.0	4,191	3,673	10.7	6.8	5,039	4,348	13.1	9.7	5,538	4,644	14.4	11.5
		30	3,651	3,313	10.8	6.9	4,382	3,895	11.6	7.8	5,269	4,611	14.2	11.2	5,790	5,004	15.6	13.3
	8	24	1,837	1,435	3.7	1.2	2,211	1,708	4.0	1.4	3,334	2,524	4.8	1.8	2,892	2,153	5.3	2.1
		25	2,082	1,689	4.2	1.5	2,506	2,009	4.5	1.7	3,778	2,970	5.5	2.3	3,277	2,533	6.0	2.6
		26	2,278	1,900	4.7	1.8	2,742	2,260	5.1	2.0	4,134	3,341	6.2	2.7	3,586	2,850	6.8	3.1
		27	2,449	2,111	5.2	2.1	2,948	2,511	5.7	2.4	4,445	3,712	6.9	3.2	3,856	3,166	7.5	3.7
		28	2,572	2,322	5.7	2.4	3,096	2,762	6.2	2.8	4,668	4,084	7.6	3.8	4,048	3,483	8.3	4.4
		29	2,694	2,449	6.3	2.8	3,243	2,913	6.8	3.2	4,890	4,306	8.3	4.4	4,241	3,673	9.0	5.1
		30	2,817	2,575	6.8	3.2	3,391	3,064	7.4	3.6	5,112	4,529	9.0	5.0	4,434	3,895	9.8	5.8

Note

1. TC : Total capacity(W), SHC : Sensible Heat Capacity(W)
2. Performances are based on the following conditions :
   1) Cooling
      - Inlet/Outlet Water Temp. 7°C / 12°C, Indoor Air Temp. 27°CDB / 19°CWB

6. Capacity Tables

Inlet Water Temp. (℃)	Water Temp Difference (℃)	Air Temp (℃ DB)	Air Temp(17℃ WB)				Air Temp(19℃ WB)				Air Temp(21℃ WB)				Air Temp(23℃ WB)			
			TC (W)	SHC (W)	Water Flow Rate (LPM)	Pressure Drop (kPa)	TC (W)	SHC (W)	Water Flow Rate (LPM)	Pressure Drop (kPa)	TC (W)	SHC (W)	Water Flow Rate (LPM)	Pressure Drop (kPa)	TC (W)	SHC (W)	Water Flow Rate (LPM)	Pressure Drop (kPa)
9	4	24	2,485	1,796	12.3	8.7	3,022	2,155	13.1	9.8	3,615	2,514	16.1	14.2	3,982	2,704	17.7	17.0
		25	2,817	2,113	14.0	11.1	3,425	2,535	15.0	12.4	4,097	2,958	18.4	18.2	4,513	3,181	20.2	21.9
		26	3,082	2,377	15.8	13.7	3,747	2,852	16.8	15.5	4,482	3,327	20.7	22.8	4,938	3,579	22.8	27.4
		27	3,314	2,641	17.6	16.7	4,029	3,169	18.7	18.9	4,820	3,697	23.0	27.9	5,309	3,977	25.3	33.7
		28	3,479	2,905	19.3	20.0	4,230	3,486	20.6	22.6	5,061	4,067	25.3	33.6	5,575	4,374	27.8	40.6
		29	3,645	3,195	21.1	23.6	4,432	3,834	22.5	26.7	5,302	4,473	27.6	39.9	5,840	4,812	30.4	48.3
		30	3,811	3,433	22.8	27.5	4,633	4,120	24.3	31.2	5,543	4,806	29.9	46.7	6,106	5,170	32.9	56.7
	5	24	2,344	1,775	7.7	3.9	3,444	2,485	10.2	6.2	3,389	2,472	11.0	7.2	3,728	2,620	12.1	8.5
		25	2,657	2,088	8.8	4.8	3,903	2,924	11.6	7.9	3,841	2,908	12.6	9.1	4,225	3,082	13.8	10.8
		26	2,907	2,349	9.9	5.9	4,271	3,290	13.1	9.7	4,202	3,271	14.2	11.3	4,622	3,467	15.6	13.4
		27	3,125	2,610	11.0	7.1	4,592	3,655	14.5	11.7	4,519	3,635	15.8	13.7	4,970	3,852	17.3	16.3
		28	3,282	2,871	12.1	8.4	4,822	4,021	16.0	14.0	4,744	3,998	17.3	16.3	5,219	4,238	19.0	19.4
		29	3,438	3,027	13.2	9.9	5,051	4,240	17.4	16.4	4,970	4,216	18.9	19.2	5,467	4,469	20.8	22.9
		30	3,594	3,184	14.3	11.4	5,281	4,459	18.9	19.1	5,196	4,435	20.5	22.3	5,716	4,700	22.5	26.8
	6	24	2,203	1,732	6.3	2.8	2,683	2,028	6.8	3.2	3,219	2,387	8.3	4.4	3,530	2,556	9.1	5.2
		25	2,496	2,038	7.2	3.5	3,041	2,386	7.7	3.9	3,649	2,809	9.5	5.5	4,001	3,007	10.4	6.5
		26	2,731	2,293	8.1	4.3	3,327	2,684	8.7	4.8	3,992	3,160	10.7	6.8	4,377	3,383	11.7	8.0
		27	2,937	2,548	9.0	5.1	3,577	2,982	9.7	5.7	4,293	3,511	11.9	8.2	4,707	3,759	13.0	9.7
		28	3,084	2,726	9.9	6.0	3,756	3,191	10.7	6.8	4,507	3,756	13.1	9.7	4,942	4,022	14.3	11.5
		29	3,231	2,879	10.8	7.0	3,935	3,370	11.6	7.9	4,722	3,967	14.3	11.4	5,177	4,248	15.6	13.5
		30	3,378	3,057	11.7	8.0	4,114	3,579	12.6	9.1	4,936	4,213	15.4	13.2	5,413	4,511	17.0	15.6
	7	24	1,977	1,563	4.9	1.9	2,372	1,838	5.2	2.1	2,852	2,176	6.4	2.9	3,135	2,324	7.0	3.4
		25	2,240	1,839	5.6	2.3	2,689	2,162	6.0	2.6	3,233	2,560	7.3	3.6	3,553	2,734	8.1	4.2
		26	2,451	2,069	6.3	2.8	2,942	2,433	6.7	3.1	3,537	2,880	8.3	4.4	3,887	3,076	9.1	5.1
		27	2,636	2,299	7.0	3.3	3,163	2,703	7.5	3.7	3,803	3,200	9.2	5.2	4,180	3,417	10.1	6.1
		28	2,768	2,460	7.7	3.9	3,321	2,892	8.2	4.4	3,993	3,424	10.1	6.1	4,389	3,657	11.1	7.2
		29	2,899	2,598	8.4	4.5	3,479	3,054	9.0	5.0	4,183	3,616	11.0	7.2	4,598	3,862	12.1	8.4
		30	3,031	2,759	9.1	5.1	3,637	3,243	9.7	5.8	4,374	3,840	11.9	8.2	4,807	4,101	13.1	9.7
	8	24	1,525	1,225	3.1	0.9	1,836	1,458	3.3	1.1	2,768	2,155	4.1	1.4	2,400	1,838	4.4	1.6
		25	1,728	1,442	3.5	1.1	2,080	1,715	3.8	1.3	3,137	2,535	4.6	1.7	2,721	2,162	5.1	2.0
		26	1,891	1,622	4.0	1.4	2,276	1,929	4.3	1.5	3,432	2,852	5.2	2.1	2,977	2,433	5.7	2.4
		27	2,033	1,802	4.4	1.6	2,448	2,144	4.8	1.8	3,690	3,169	5.8	2.5	3,201	2,703	6.3	2.8
		28	2,135	1,928	4.8	1.8	2,570	2,294	5.3	2.1	3,875	3,391	6.4	2.9	3,361	2,892	7.0	3.3
		29	2,237	2,036	5.3	2.1	2,692	2,422	5.7	2.4	4,059	3,581	7.0	3.3	3,521	3,054	7.6	3.8
		30	2,338	2,162	5.7	2.4	2,815	2,572	6.2	2.7	4,244	3,803	7.6	3.8	3,681	3,243	8.2	4.3

Note

1. TC : Total capacity(W), SHC : Sensible Heat Capacity(W)
2. Performances are based on the following conditions :
   1) Cooling
      - Inlet/Outlet Water Temp. 7°C / 12°C, Indoor Air Temp. 27°CDB / 19°CWB

6. Capacity Tables

◆ WFCB020L2TA, WFCB020R2TA

Inlet Water Temp. (℃)	Water Temp Difference (℃)	Air Temp (℃ DB)	Air Temp(17℃ WB)				Air Temp(19℃ WB)				Air Temp(21℃ WB)				Air Temp(23℃ WB)			
			TC (W)	SHC (W)	Water Flow Rate (LPM)	Pressure Drop (kPa)	TC (W)	SHC (W)	Water Flow Rate (LPM)	Pressure Drop (kPa)	TC (W)	SHC (W)	Water Flow Rate (LPM)	Pressure Drop (kPa)	TC (W)	SHC (W)	Water Flow Rate (LPM)	Pressure Drop (kPa)
5	4	24	6,415	3,846	20.9	23.1	7,005	4,358	22.8	27.6	8,379	5,085	25.8	35.0	9,230	5,469	29.8	46.5
		25	7,271	4,524	23.8	29.9	7,939	5,128	26.1	35.8	9,497	5,982	29.5	45.6	10,461	6,435	34.0	60.8
		26	7,955	5,090	26.8	37.7	8,686	5,768	29.4	45.1	10,390	6,730	33.2	57.7	11,446	7,239	38.3	77.3
		27	8,554	5,655	29.8	46.5	9,339	6,409	32.6	55.8	11,172	7,478	36.9	71.5	12,307	8,043	42.6	96.1
		28	8,982	6,221	32.8	56.2	9,806	7,050	35.9	67.6	11,731	8,225	40.6	87.0	12,923	8,847	46.8	117.2
		29	9,409	6,843	35.7	67.1	10,273	7,755	39.1	80.8	12,290	9,048	44.3	104.2	13,538	9,732	51.1	140.9
		30	9,837	7,352	38.7	79.1	10,740	8,332	42.4	95.4	12,848	9,721	47.9	123.3	14,153	10,456	55.3	167.1
	5	24	5,433	3,542	14.9	12.3	5,693	3,849	16.5	15.0	7,856	4,999	21.8	25.3	8,641	5,298	25.8	35.0
		25	6,158	4,166	17.0	15.8	6,452	4,529	18.9	19.2	8,903	5,882	25.0	32.8	9,793	6,233	29.5	45.6
		26	6,738	4,687	19.1	19.7	7,059	5,095	21.3	24.0	9,741	6,617	28.1	41.3	10,715	7,013	33.2	57.7
		27	7,245	5,208	21.3	24.0	7,590	5,661	23.6	29.5	10,474	7,352	31.2	51.0	11,522	7,792	36.9	71.5
		28	7,607	5,729	23.4	28.9	7,970	6,227	26.0	35.5	10,998	8,087	34.3	61.8	12,098	8,571	40.6	87.0
		29	7,969	6,302	25.5	34.2	8,349	6,850	28.4	42.2	11,522	8,896	37.4	73.8	12,674	9,428	44.3	104.2
		30	8,331	6,771	27.7	40.1	8,729	7,359	30.7	49.5	12,045	9,558	40.6	87.0	13,250	10,129	47.9	123.3
	6	24	5,106	3,418	12.9	9.5	6,219	4,102	15.5	13.2	7,463	4,828	18.3	18.0	8,183	5,170	20.9	23.1
		25	5,787	4,022	14.8	12.1	7,048	4,826	17.7	17.0	8,458	5,680	20.9	23.2	9,274	6,083	23.8	29.9
		26	6,332	4,524	16.6	15.0	7,712	5,429	19.9	21.2	9,254	6,391	23.5	29.1	10,147	6,843	26.8	37.7
		27	6,808	5,027	18.4	18.3	8,292	6,032	22.1	25.9	9,950	7,101	26.1	35.8	10,911	7,603	29.8	46.5
		28	7,149	5,530	20.3	21.9	8,707	6,636	24.3	31.2	10,448	7,811	28.7	43.2	11,456	8,364	32.8	56.2
		29	7,489	6,083	22.1	25.9	9,121	7,299	26.6	37.0	10,946	8,592	31.3	51.4	12,002	9,200	35.7	67.1
		30	7,829	6,535	24.0	30.3	9,536	7,842	28.8	43.3	11,443	9,231	33.9	60.4	12,547	9,884	38.7	79.1
	7	24	4,582	3,162	10.7	6.8	5,499	3,717	11.5	7.8	6,612	4,401	14.1	11.1	7,266	4,700	15.5	13.2
		25	5,193	3,720	12.3	8.7	6,232	4,373	13.2	9.8	7,493	5,178	16.1	14.2	8,235	5,530	17.7	17.0
		26	5,682	4,185	13.8	10.7	6,819	4,920	14.8	12.2	8,199	5,825	18.1	17.7	9,010	6,221	19.9	21.2
		27	6,110	4,650	15.3	13.0	7,332	5,467	16.5	14.8	8,816	6,472	20.1	21.7	9,689	6,912	22.1	25.9
		28	6,415	5,115	16.9	15.5	7,699	6,014	18.1	17.7	9,257	7,119	22.2	26.0	10,173	7,603	24.3	31.2
		29	6,721	5,626	18.4	18.2	8,065	6,615	19.7	20.9	9,697	7,831	24.2	30.8	10,657	8,364	26.6	37.0
		30	7,026	6,045	19.9	21.2	8,432	7,107	21.4	24.3	10,138	8,414	26.2	36.0	11,142	8,986	28.8	43.3
	8	24	3,535	2,478	6.8	3.1	4,255	2,948	7.3	3.6	6,415	4,358	8.9	5.0	5,564	3,717	9.7	5.8
		25	4,006	2,916	7.7	3.9	4,822	3,469	8.4	4.5	7,271	5,128	10.2	6.3	6,306	4,373	11.1	7.3
		26	4,383	3,280	8.7	4.8	5,276	3,902	9.4	5.5	7,955	5,768	11.5	7.7	6,900	4,920	12.5	9.0
		27	4,713	3,645	9.6	5.7	5,674	4,336	10.5	6.6	8,554	6,409	12.8	9.3	7,419	5,467	13.9	10.9
		28	4,949	4,009	10.6	6.7	5,957	4,769	11.5	7.8	8,982	7,050	14.0	11.1	7,790	6,014	15.3	12.9
		29	5,185	4,410	11.6	7.8	6,241	5,246	12.6	9.1	9,409	7,755	15.3	13.0	8,161	6,615	16.7	15.2
		30	5,420	4,738	12.5	9.0	6,525	5,636	13.6	10.5	9,837	8,332	16.6	15.0	8,532	7,107	18.1	17.6
6	4	24	4,802	3,250	19.5	20.4	5,839	3,900	22.9	27.8	6,985	4,550	27.2	38.7	7,695	4,894	30.6	49.0
		25	5,443	3,823	22.3	26.4	6,618	4,588	26.2	36.1	7,917	5,353	31.1	50.5	8,721	5,758	35.0	64.1
		26	5,955	4,301	25.1	33.2	7,241	5,162	29.5	45.5	8,662	6,022	35.0	64.1	9,542	6,477	39.3	81.6
		27	6,403	4,779	27.9	40.8	7,786	5,735	32.8	56.3	9,314	6,691	38.8	79.5	10,260	7,197	43.7	101.5
		28	6,723	5,257	30.7	49.4	8,175	6,309	36.0	68.3	9,780	7,360	42.7	96.9	10,773	7,917	48.1	123.9
		29	7,044	5,783	33.5	58.8	8,564	6,940	39.3	81.6	10,245	8,096	46.6	116.2	11,286	8,709	52.4	149.0
		30	7,364	6,213	36.3	69.2	8,954	7,456	42.6	96.3	10,711	8,698	50.5	137.5	11,799	9,356	56.8	176.8
	5	24	4,530	3,212	12.7	9.3	5,198	3,641	15.3	13.0	6,549	4,473	20.7	22.9	7,204	4,741	22.8	27.4
		25	5,134	3,778	14.6	11.8	5,891	4,284	17.5	16.6	7,422	5,263	23.7	29.6	8,164	5,578	26.0	35.5
		26	5,617	4,251	16.4	14.7	6,445	4,820	19.7	20.7	8,121	5,921	26.7	37.3	8,933	6,275	29.3	44.9
		27	6,039	4,723	18.2	17.9	6,930	5,355	21.9	25.3	8,732	6,579	29.6	45.9	9,605	6,972	32.5	55.4
		28	6,341	5,195	20.0	21.4	7,277	5,891	24.1	30.5	9,168	7,236	32.6	55.6	10,085	7,669	35.8	67.2
		29	6,643	5,715	21.8	25.3	7,623	6,480	26.2	36.1	9,605	7,960	35.5	66.3	10,565	8,436	39.0	80.3
		30	6,945	6,140	23.7	29.5	7,970	6,962	28.4	42.3	10,042	8,552	38.5	78.1	11,046	9,064	42.3	94.8
	6	24	4,257	3,135	11.9	8.2	5,185	3,671	12.7	9.3	6,221	4,321	15.6	13.5	6,822	4,626	17.2	16.0
		25	4,824	3,689	13.6	10.4	5,876	4,318	14.6	11.8	7,051	5,083	17.9	17.3	7,731	5,443	19.6	20.6
		26	5,278	4,150	15.3	12.9	6,429	4,858	16.4	14.7	7,715	5,718	20.1	21.6	8,459	6,123	22.1	25.8
		27	5,676	4,611	17.0	15.7	6,913	5,398	18.2	17.9	8,295	6,354	22.3	26.4	9,096	6,804	24.5	31.6
		28	5,959	5,072	18.7	18.8	7,258	5,938	20.0	21.4	8,710	6,989	24.6	31.8	9,550	7,484	27.0	38.1
		29	6,243	5,579	20.4	22.2	7,604	6,531	21.8	25.3	9,125	7,688	26.8	37.7	10,005	8,232	29.4	45.3
		30	6,527	5,994	22.1	25.8	7,950	7,017	23.7	29.5	9,539	8,260	29.0	44.1	10,460	8,845	31.9	53.2
	7	24	3,820	2,829	9.2	5.2	4,584	3,326	9.9	5.9	5,512	3,938	12.1	8.4	6,058	4,206	13.3	10.0
		25	4,330	3,329	10.5	6.6	5,195	3,913	11.3	7.5	6,247	4,633	13.8	10.7	6,865	4,948	15.1	12.7
		26	4,737	3,745	11.8	8.1	5,684	4,403	12.7	9.2	6,835	5,212	15.5	13.3	7,512	5,567	17.0	15.8
		27	5,094	4,161	13.1	9.8	6,112	4,892	14.1	11.1	7,349	5,791	17.2	16.1	8,077	6,185	18.9	19.3
		28	5,348	4,577	14.4	11.6	6,418	5,381	15.5	13.2	7,717	6,371	19.0	19.3	8,481	6,804	20.8	23.1
		29	5,603	5,035	15.7	13.6	6,723	5,919	16.9	15.5	8,084	7,008	20.7	22.8	8,885	7,484	22.7	27.3
		30	5,858	5,409	17.0	15.8	7,029	6,359	18.3	18.1	8,452	7,529	22.4	26.6	9,288	8,041	24.6	31.9
	8	24	2,947	2,218	5.8	2.4	3,547	2,638	6.3	2.8	5,348	3,900	7.6	3.8	4,639	3,326	8.3	4.4
		25	3,340	2,609	6.6	3.0	4,020	3,104	7.2	3.5	6,061	4,588	8.7	4.8	5,257	3,913	9.5	5.6
		26	3,654	2,935	7.4	3.7	4,399	3,492	8.1	4.2	6,632	5,162	9.8	5.9	5,752	4,403	10.7	6.8
		27	3,929	3,261	8.3	4.4	4,730	3,880	9.0	5.0	7,131	5,735	10.9	7.1	6,185	4,892	11.9	8.2
		28	4,126	3,587	9.1	5.1	4,966	4,268	9.9	5.9	7,488	6,309	12.0	8.4	6,494	5,381	13.1	9.7
		29	4,322	3,946	9.9	6.0	5,203	4,694	10.8	6.9	7,844	6,940	13.1	9.8	6,804	5,919	14.3	11.4
		30	4,519	4,142	10.7	6.8	5,439	4,927	11.7	7.9	8,201	7,284	14.2	11.3	7,113	6,213	15.5	13.2

Note

1. TC : Total capacity(W), SHC : Sensible Heat Capacity(W)
2. Performances are based on the following conditions :
   1) Cooling
      - Inlet/Outlet Water Temp. 7°C / 12°C, Indoor Air Temp. 27°CDB / 19°CWB

6. Capacity Tables

Inlet Water Temp. (℃)	Water Temp Difference (℃)	Air Temp (℃ DB)	Air Temp(17℃ WB)				Air Temp(19℃ WB)				Air Temp(21℃ WB)				Air Temp(23℃ WB)			
			TC (W)	SHC (W)	Water Flow Rate (LPM)	Pressure Drop (kPa)	TC (W)	SHC (W)	Water Flow Rate (LPM)	Pressure Drop (kPa)	TC (W)	SHC (W)	Water Flow Rate (LPM)	Pressure Drop (kPa)	TC (W)	SHC (W)	Water Flow Rate (LPM)	Pressure Drop (kPa)
7	4	24	4,356	2,948	18.8	18.9	5,297	3,537	20.0	21.4	6,336	4,127	24.5	31.7	6,980	4,439	27.0	38.3
		25	4,937	3,468	21.4	24.4	6,003	4,162	22.9	27.6	7,181	4,855	28.1	41.2	7,910	5,222	30.9	50.0
		26	5,401	3,902	24.1	30.6	6,568	4,682	25.7	34.7	7,857	5,462	31.6	52.2	8,655	5,875	34.8	63.4
		27	5,808	4,335	26.8	37.6	7,062	5,202	28.6	42.7	8,448	6,069	35.1	64.5	9,306	6,528	38.6	78.6
		28	6,098	4,769	29.5	45.5	7,415	5,722	31.4	51.7	8,870	6,676	38.6	78.4	9,771	7,181	42.5	95.7
		29	6,389	5,245	32.2	54.1	7,768	6,294	34.3	61.6	9,293	7,343	42.1	93.9	10,237	7,899	46.3	114.8
		30	6,679	5,636	34.8	63.7	8,121	6,763	37.1	72.5	9,715	7,890	45.6	110.9	10,702	8,486	50.2	135.9
	5	24	4,109	2,913	11.7	8.0	4,950	3,468	13.8	10.7	5,940	4,058	16.8	15.4	6,534	4,300	18.5	18.4
		25	4,656	3,427	13.4	10.2	5,610	4,080	15.8	13.7	6,732	4,774	19.2	19.8	7,405	5,059	21.1	23.7
		26	5,095	3,856	15.1	12.6	6,138	4,590	17.7	17.0	7,366	5,370	21.6	24.8	8,102	5,692	23.8	29.8
		27	5,478	4,284	16.7	15.3	6,600	5,100	19.7	22.7	7,920	5,967	24.0	30.4	8,712	6,324	26.4	36.6
		28	5,752	4,712	18.4	18.3	6,930	5,610	21.7	24.9	8,316	6,564	26.4	36.7	9,148	6,956	29.0	44.2
		29	6,026	5,184	20.1	21.6	7,260	6,171	23.6	29.5	8,712	7,220	28.8	43.6	9,583	7,652	31.7	52.6
		30	6,300	5,569	21.8	25.1	7,590	6,630	25.6	34.5	9,108	7,757	31.2	51.1	10,019	8,221	34.3	61.8
	6	24	3,861	2,844	9.7	5.7	4,703	3,329	10.3	6.4	5,643	3,919	12.7	9.2	6,188	4,196	13.9	10.9
		25	4,376	3,346	11.0	7.2	5,330	3,917	11.8	8.1	6,395	4,610	14.5	11.7	7,013	4,937	15.9	13.9
		26	4,788	3,764	12.4	8.9	5,831	4,406	13.3	10.0	6,997	5,187	16.3	14.6	7,673	5,554	17.9	17.3
		27	5,148	4,182	13.8	10.7	6,270	4,896	14.8	12.1	7,524	5,763	18.1	17.7	8,250	6,171	19.9	21.2
		28	5,405	4,600	15.2	12.7	6,584	5,386	16.3	14.5	7,900	6,339	19.9	21.2	8,663	6,788	21.9	25.4
		29	5,663	5,060	16.5	15.0	6,897	5,924	17.7	17.0	8,276	6,973	21.7	25.1	9,075	7,467	23.9	30.0
		30	5,920	5,437	17.9	17.4	7,211	6,365	19.2	19.8	8,653	7,492	23.6	29.3	9,488	8,022	25.9	35.1
	7	24	3,465	2,566	7.4	3.7	4,158	3,017	8.0	4.1	5,000	3,572	9.8	5.8	5,495	3,815	10.8	6.9
		25	3,927	3,019	8.5	4.6	4,712	3,550	9.1	5.2	5,666	4,202	11.2	7.4	6,227	4,488	12.3	8.7
		26	4,297	3,397	9.6	5.6	5,156	3,993	10.3	6.4	6,199	4,728	12.6	9.1	6,813	5,049	13.8	10.8
		27	4,620	3,774	10.6	6.7	5,544	4,437	11.4	7.6	6,666	5,253	14.0	11.0	7,326	5,610	15.4	13.0
		28	4,851	4,151	11.7	8.0	5,821	4,881	12.6	9.1	6,999	5,778	15.4	13.1	7,692	6,171	16.9	15.6
		29	5,082	4,567	12.8	9.3	6,098	5,369	13.7	10.6	7,333	6,356	16.8	15.4	8,059	6,788	18.4	18.3
		30	5,313	4,906	13.8	10.8	6,376	5,768	14.9	12.3	7,666	6,829	18.2	17.8	8,425	7,293	20.0	21.3
	8	24	2,673	2,011	4.7	1.8	3,218	2,393	5.1	2.0	4,851	3,537	6.2	2.7	4,208	3,017	6.8	3.1
		25	3,029	2,366	5.4	2.2	3,647	2,815	5.8	2.5	5,498	4,162	7.1	3.4	4,769	3,550	7.7	3.9
		26	3,315	2,662	6.0	2.6	3,990	3,167	6.6	3.0	6,015	4,682	8.0	4.1	5,217	3,993	8.7	4.8
		27	3,564	2,958	6.7	3.1	4,290	3,519	7.3	3.6	6,468	5,202	8.9	4.9	5,610	4,437	9.7	5.7
		28	3,742	3,254	7.4	3.6	4,505	3,871	8.0	4.2	6,791	5,722	9.8	5.8	5,891	4,881	10.6	6.7
		29	3,920	3,579	8.0	4.2	4,719	4,258	8.7	4.8	7,115	6,294	10.6	6.7	6,171	5,369	11.6	7.8
		30	4,099	3,757	8.7	4.8	4,934	4,469	9.5	5.5	7,438	6,607	11.5	7.8	6,452	5,635	12.5	9.0
8	4	24	3,528	2,495	17.6	16.9	4,290	2,994	18.8	19.0	5,132	3,493	23.1	28.2	5,653	3,757	25.4	34.0
		25	3,999	2,935	20.2	21.7	4,862	3,522	21.5	24.5	5,816	4,109	26.4	36.6	6,407	4,420	29.1	44.2
		26	4,375	3,302	22.7	27.2	5,320	3,963	24.2	30.8	6,364	4,623	29.7	46.2	7,010	4,973	32.7	56.0
		27	4,704	3,669	25.2	33.4	5,720	4,403	26.9	37.9	6,843	5,137	33.0	57.0	7,538	5,525	36.3	69.4
		28	4,940	4,036	27.7	40.3	6,006	4,843	29.6	45.8	7,185	5,650	36.3	69.2	7,915	6,078	40.0	84.4
		29	5,175	4,440	30.3	47.9	6,292	5,328	32.3	54.5	7,527	6,216	39.6	82.8	8,292	6,686	43.6	101.0
		30	5,410	4,770	32.8	56.3	6,578	5,724	34.9	64.1	7,869	6,678	42.9	97.7	8,669	7,183	47.2	119.5
	5	24	3,328	2,466	11.0	7.2	4,455	3,191	13.4	10.1	4,811	3,434	15.8	13.8	5,293	3,640	17.4	16.4
		25	3,772	2,901	12.6	9.1	5,049	3,754	15.3	12.9	5,453	4,040	18.1	17.7	5,998	4,282	19.9	21.1
		26	4,127	3,263	14.2	11.3	5,524	4,223	17.2	16.1	5,966	4,545	20.4	22.1	6,563	4,817	22.4	26.4
		27	4,437	3,626	15.8	13.7	5,940	4,692	19.1	19.6	6,415	5,050	22.6	27.0	7,057	5,353	24.8	32.4
		28	4,659	3,989	17.3	16.3	6,237	5,161	21.0	23.5	6,736	5,556	24.9	32.5	7,410	5,888	27.3	39.1
		29	4,881	4,387	18.9	19.2	6,534	5,677	22.9	27.8	7,057	6,111	27.1	38.6	7,762	6,477	29.8	46.5
		30	5,103	4,714	20.5	22.4	6,831	6,100	24.8	32.5	7,377	6,566	29.4	45.3	8,115	6,958	32.3	54.6
	6	24	3,127	2,407	9.1	5.1	3,809	2,818	9.7	5.8	4,571	3,317	11.9	8.3	5,012	3,552	13.1	9.8
		25	3,544	2,832	10.4	6.5	4,317	3,315	11.1	7.3	5,180	3,902	13.6	10.5	5,680	4,179	15.0	12.4
		26	3,878	3,186	11.7	7.9	4,723	3,730	12.5	9.0	5,668	4,390	15.3	13.0	6,215	4,701	16.8	15.5
		27	4,170	3,540	13.0	9.6	5,079	4,144	13.9	10.9	6,094	4,878	17.1	15.8	6,683	5,223	18.7	18.9
		28	4,378	3,894	14.3	11.4	5,333	4,558	15.3	12.9	6,399	5,366	18.8	18.9	7,017	5,745	20.6	22.6
		29	4,587	4,106	15.6	13.4	5,587	4,807	16.7	15.2	6,704	5,658	20.5	22.3	7,351	6,059	22.5	26.7
		30	4,795	4,354	16.9	15.5	5,841	5,263	18.1	17.6	7,009	6,195	22.2	26.0	7,685	6,633	24.3	31.2
	7	24	2,807	2,172	7.0	3.3	3,368	2,554	7.5	3.7	4,050	3,023	9.2	5.3	4,451	3,229	10.1	6.2
		25	3,181	2,555	8.0	4.1	3,817	3,004	8.6	4.7	4,590	3,557	10.5	6.6	5,044	3,799	11.6	7.8
		26	3,480	2,875	9.0	5.1	4,176	3,380	9.7	5.7	5,021	4,002	11.8	8.1	5,519	4,273	13.0	9.6
		27	3,742	3,194	10.0	6.1	4,491	3,755	10.8	6.9	5,399	4,446	13.2	9.8	5,934	4,748	14.5	11.7
		28	3,929	3,514	11.0	7.2	4,715	4,131	11.8	8.1	5,669	4,891	14.5	11.7	6,231	5,223	15.9	13.9
		29	4,116	3,705	12.0	8.4	4,940	4,356	12.9	9.5	5,939	5,158	15.8	13.7	6,527	5,508	17.3	16.3
		30	4,304	3,929	13.0	9.6	5,164	4,619	14.0	11.0	6,209	5,469	17.1	15.9	6,824	5,935	18.8	19.0
	8	24	2,165	1,702	4.4	1.6	2,606	2,025	4.8	1.8	3,929	2,994	5.8	2.5	3,408	2,554	6.4	2.8
		25	2,454	2,003	5.0	2.0	2,954	2,383	5.5	2.2	4,453	3,522	6.7	3.1	3,862	3,004	7.3	3.5
		26	2,685	2,253	5.7	2.4	3,232	2,681	6.2	2.7	4,872	3,963	7.5	3.7	4,226	3,380	8.2	4.3
		27	2,887	2,504	6.3	2.8	3,475	2,978	6.9	3.2	5,239	4,403	8.3	4.4	4,544	3,755	9.1	5.1
		28	3,031	2,754	6.9	3.3	3,649	3,276	7.5	3.8	5,501	4,843	9.2	5.2	4,771	4,131	10.0	6.0
		29	3,176	2,904	7.6	3.8	3,822	3,455	8.2	4.3	5,763	5,107	10.0	6.1	4,999	4,356	10.9	7.0
		30	3,320	3,054	8.2	4.3	3,996	3,634	8.9	5.0	6,025	5,372	10.8	7.0	5,226	4,619	11.8	8.1

Note

1. TC : Total capacity(W), SHC : Sensible Heat Capacity(W)
2. Performances are based on the following conditions :
   1) Cooling
      - Inlet/Outlet Water Temp. 7°C / 12°C, Indoor Air Temp. 27°CDB / 19°CWB

6. Capacity Tables

Inlet Water Temp. (℃)	Water Temp Difference (℃)	Air Temp (℃ DB)	Air Temp(17℃ WB)				Air Temp(19℃ WB)				Air Temp(21℃ WB)				Air Temp(23℃ WB)			
			TC (W)	SHC (W)	Water Flow Rate (LPM)	Pressure Drop (kPa)	TC (W)	SHC (W)	Water Flow Rate (LPM)	Pressure Drop (kPa)	TC (W)	SHC (W)	Water Flow Rate (LPM)	Pressure Drop (kPa)	TC (W)	SHC (W)	Water Flow Rate (LPM)	Pressure Drop (kPa)
9	4	24	2,929	2,130	14.9	12.3	3,561	2,556	15.8	13.8	4,260	2,982	19.4	20.3	4,693	3,207	21.4	24.3
		25	3,320	2,506	17.0	15.7	4,036	3,007	18.1	17.7	4,828	3,508	22.2	26.1	5,319	3,773	24.5	31.5
		26	3,632	2,819	19.1	19.6	4,416	3,383	20.4	22.1	5,283	3,946	25.0	32.9	5,819	4,245	27.5	39.7
		27	3,905	3,132	21.2	23.9	4,748	3,758	22.6	27.1	5,680	4,385	27.8	40.4	6,257	4,716	30.6	49.0
		28	4,101	3,445	23.3	28.8	4,986	4,134	24.9	32.6	5,964	4,823	30.6	48.9	6,570	5,188	33.6	59.3
		29	4,296	3,790	25.5	34.1	5,223	4,548	27.2	38.7	6,248	5,306	33.3	58.2	6,883	5,707	36.7	70.8
		30	4,491	4,072	27.6	39.9	5,461	4,886	29.4	45.3	6,533	5,700	36.1	68.5	7,196	6,131	39.8	83.5
	5	24	2,763	2,105	9.3	5.3	4,059	2,948	12.3	8.7	3,994	2,932	13.3	10.1	4,393	3,107	14.6	11.9
		25	3,131	2,476	10.6	6.7	4,600	3,468	14.0	11.0	4,527	3,449	15.2	12.8	4,979	3,655	16.7	15.3
		26	3,426	2,786	11.9	8.3	5,033	3,902	15.8	13.7	4,953	3,880	17.1	16.0	5,448	4,112	18.8	19.0
		27	3,683	3,095	13.3	10.0	5,412	4,335	17.5	16.7	5,325	4,311	19.0	19.5	5,858	4,569	20.9	23.3
		28	3,868	3,405	14.6	11.9	5,683	4,769	19.3	19.9	5,592	4,742	20.9	23.3	6,151	5,026	23.0	27.9
		29	4,052	3,590	15.9	13.9	5,953	5,029	21.0	23.5	5,858	5,001	22.8	27.6	6,444	5,300	25.1	33.1
		30	4,236	3,776	17.2	16.2	6,224	5,289	22.8	27.5	6,124	5,260	24.7	32.2	6,737	5,574	27.2	38.7
	6	24	2,596	2,055	7.6	3.8	3,162	2,405	8.2	4.3	3,794	2,831	10.0	6.1	4,160	3,032	11.0	7.2
		25	2,942	2,417	8.7	4.8	3,584	2,830	9.4	5.4	4,300	3,331	11.5	7.7	4,715	3,567	12.6	9.1
		26	3,219	2,719	9.8	5.9	3,921	3,184	10.5	6.6	4,705	3,747	12.9	9.5	5,159	4,013	14.2	11.3
		27	3,462	3,021	10.9	7.1	4,216	3,537	11.7	8.0	5,059	4,164	14.4	11.5	5,547	4,459	15.8	13.7
		28	3,635	3,233	12.0	8.4	4,427	3,785	12.9	9.5	5,312	4,455	15.8	13.7	5,825	4,771	17.3	16.3
		29	3,808	3,414	13.1	9.8	4,638	3,997	14.0	11.1	5,565	4,705	17.2	16.1	6,102	5,038	18.9	19.2
		30	3,981	3,626	14.2	11.3	4,848	4,245	15.2	12.8	5,818	4,997	18.7	18.7	6,379	5,350	20.5	22.4
	7	24	2,330	1,854	5.9	2.5	2,796	2,180	6.3	2.8	3,362	2,581	7.8	3.9	3,695	2,756	8.5	4.6
		25	2,641	2,181	6.7	3.1	3,169	2,565	7.2	3.5	3,810	3,036	8.9	4.9	4,187	3,243	9.7	5.8
		26	2,889	2,454	7.6	3.8	3,467	2,885	8.1	4.3	4,168	3,416	10.0	6.0	4,581	3,648	11.0	7.1
		27	3,106	2,727	8.4	4.5	3,728	3,206	9.1	5.1	4,482	3,795	11.1	7.2	4,926	4,053	12.2	8.6
		28	3,262	2,918	9.3	5.3	3,914	3,430	10.0	6.0	4,706	4,061	12.2	8.6	5,172	4,337	13.4	10.1
		29	3,417	3,081	10.1	6.2	4,101	3,622	10.9	7.0	4,930	4,289	13.3	10.0	5,419	4,580	14.6	11.9
		30	3,572	3,272	11.0	7.1	4,287	3,847	11.8	8.1	5,155	4,554	14.4	11.6	5,665	4,864	15.8	13.8
	8	24	1,797	1,453	3.7	1.2	2,163	1,729	4.0	1.4	3,262	2,556	4.9	1.9	2,829	2,180	5.4	2.2
		25	2,037	1,710	4.2	1.5	2,452	2,034	4.6	1.7	3,697	3,007	5.6	2.3	3,206	2,565	6.1	2.7
		26	2,229	1,923	4.8	1.8	2,683	2,288	5.2	2.1	4,045	3,383	6.3	2.8	3,508	2,885	6.9	3.2
		27	2,396	2,137	5.3	2.1	2,885	2,542	5.8	2.4	4,349	3,758	7.0	3.3	3,772	3,206	7.6	3.8
		28	2,516	2,287	5.8	2.5	3,029	2,720	6.4	2.8	4,567	4,022	7.7	3.9	3,961	3,430	8.4	4.5
		29	2,636	2,415	6.4	2.8	3,173	2,873	6.9	3.3	4,784	4,247	8.4	4.5	4,149	3,622	9.2	5.2
		30	2,756	2,565	6.9	3.2	3,317	3,051	7.5	3.7	5,001	4,510	9.1	5.2	4,338	3,847	9.9	6.0

Note

1. TC : Total capacity(W), SHC : Sensible Heat Capacity(W)
2. Performances are based on the following conditions :
   1) Cooling
      - Inlet/Outlet Water Temp. 7°C / 12°C, Indoor Air Temp. 27°CDB / 19°CWB

6. Capacity Tables

◆ WFCB025L2TA, WFCB025R2TA

Inlet Water Temp. (℃)	Water Temp Difference (℃)	Air Temp (℃ DB)	Air Temp(17℃ WB)				Air Temp(19℃ WB)				Air Temp(21℃ WB)				Air Temp(23℃ WB)			
			TC (W)	SHC (W)	Water Flow Rate (LPM)	Pressure Drop (kPa)	TC (W)	SHC (W)	Water Flow Rate (LPM)	Pressure Drop (kPa)	TC (W)	SHC (W)	Water Flow Rate (LPM)	Pressure Drop (kPa)	TC (W)	SHC (W)	Water Flow Rate (LPM)	Pressure Drop (kPa)
5	4	24	8,748	5,128	26.7	28.1	9,552	5,811	29.2	33.5	11,426	6,780	33.0	42.6	12,587	7,292	38.1	56.9
		25	9,915	6,032	30.5	36.4	10,825	6,837	33.4	43.6	12,950	7,976	37.7	55.8	14,265	8,579	43.5	74.9
		26	10,848	6,786	34.3	46.0	11,844	7,691	37.6	55.2	14,169	8,973	42.5	71.0	15,608	9,652	49.0	95.9
		27	11,664	7,540	38.1	56.9	12,736	8,546	41.7	68.6	15,235	9,970	47.2	88.6	16,783	10,724	54.4	120.2
		28	12,248	8,294	41.9	69.2	13,372	9,400	45.9	83.6	15,997	10,967	51.9	108.4	17,622	11,797	59.9	147.8
		29	12,831	9,124	45.7	82.9	14,009	10,340	50.1	100.5	16,759	12,064	56.6	130.8	18,461	12,976	65.3	179.1
		30	13,414	9,803	49.5	98.2	14,646	11,110	54.3	119.3	17,520	12,961	61.3	155.8	19,300	13,941	70.8	214.1
	5	24	7,409	4,722	19.1	15.0	7,763	5,133	21.2	18.2	10,712	6,666	27.9	30.7	11,783	7,065	33.0	42.6
		25	8,397	5,555	21.8	19.2	8,798	6,038	24.2	23.3	12,141	7,842	31.9	39.9	13,355	8,311	37.7	55.8
		26	9,188	6,250	24.5	23.9	9,626	6,793	27.2	29.2	13,283	8,822	35.9	50.5	14,612	9,350	42.5	71.0
		27	9,879	6,944	27.2	29.2	10,350	7,548	30.2	35.8	14,283	9,803	39.9	62.5	15,711	10,389	47.2	88.6
		28	10,373	7,639	29.9	35.1	10,868	8,303	33.3	43.3	14,997	10,783	43.9	76.2	16,497	11,428	51.9	108.4
		29	10,867	8,402	32.7	41.7	11,385	9,133	36.3	51.5	15,711	11,861	47.9	91.5	17,282	12,571	56.6	130.8
		30	11,361	9,027	35.4	48.9	11,903	9,812	39.3	60.6	16,425	12,743	51.9	108.4	18,068	13,506	61.3	155.8
	6	24	6,963	4,558	16.5	11.6	8,481	5,469	19.8	16.1	10,177	6,438	23.4	21.9	11,159	6,894	26.7	28.1
		25	7,891	5,362	18.9	14.8	9,611	6,435	22.6	20.6	11,534	7,574	26.7	28.2	12,646	8,110	30.5	36.4
		26	8,634	6,032	21.2	18.3	10,516	7,239	25.5	25.7	12,619	8,521	30.0	35.4	13,837	9,124	34.3	46.0
		27	9,284	6,703	23.6	22.2	11,307	8,043	28.3	31.5	13,569	9,467	33.4	43.6	14,878	10,138	38.1	56.9
		28	9,748	7,373	25.9	26.6	11,873	8,847	31.1	37.9	14,247	10,414	36.7	52.8	15,622	11,151	41.9	69.2
		29	10,212	8,110	28.3	31.5	12,438	9,732	34.0	45.1	14,926	11,456	40.1	63.0	16,366	12,267	45.7	82.9
		30	10,677	8,713	30.7	36.8	13,003	10,456	36.8	53.0	15,604	12,308	43.4	74.4	17,110	13,179	49.5	98.2
	7	24	6,249	4,216	13.7	8.4	7,499	4,957	14.7	9.5	9,016	5,868	18.0	13.6	9,909	6,267	19.8	16.1
		25	7,082	4,960	15.7	10.6	8,498	5,831	16.8	12.0	10,218	6,904	20.6	17.3	11,230	7,373	22.6	20.6
		26	7,749	5,580	17.6	13.1	9,298	6,560	18.9	14.9	11,180	7,767	23.2	21.5	12,287	8,294	25.5	25.7
		27	8,332	6,200	19.6	15.8	9,998	7,289	21.0	18.0	12,022	8,630	25.8	26.3	13,212	9,216	28.3	31.5
		28	8,748	6,820	21.6	18.8	10,498	8,018	23.2	21.5	12,623	9,493	28.3	31.6	13,872	10,138	31.1	37.9
		29	9,165	7,502	23.5	22.1	10,998	8,820	25.3	25.3	13,224	10,442	30.9	37.4	14,533	11,151	34.0	45.1
		30	9,582	8,060	25.5	25.7	11,498	9,476	27.4	29.5	13,825	11,219	33.5	43.9	15,194	11,981	36.8	53.0
	8	24	4,821	3,304	8.6	4.0	5,802	3,931	9.4	4.6	8,748	5,811	11.4	6.2	7,588	4,957	12.4	7.2
		25	5,463	3,888	9.9	4.9	6,576	4,625	10.7	5.6	9,915	6,837	13.1	7.8	8,600	5,831	14.2	9.0
		26	5,977	4,373	11.1	6.0	7,195	5,203	12.1	6.8	10,848	7,691	14.7	9.5	9,409	6,560	16.0	11.0
		27	6,427	4,859	12.3	7.1	7,737	5,781	13.4	8.1	11,664	8,546	16.3	11.4	10,117	7,289	17.8	13.3
		28	6,749	5,345	13.6	8.3	8,123	6,359	14.8	9.6	12,248	9,400	18.0	13.5	10,623	8,018	19.6	15.7
		29	7,070	5,880	14.8	9.6	8,510	6,995	16.1	11.1	12,831	10,340	19.6	15.8	11,129	8,820	21.3	18.5
		30	7,391	6,317	16.0	11.1	8,897	7,515	17.5	12.8	13,414	11,110	21.2	18.3	11,635	9,476	23.1	21.4
6	4	24	6,549	4,333	25.0	24.8	7,963	5,200	29.3	33.8	9,526	6,067	34.8	47.3	10,493	6,525	39.1	60.0
		25	7,422	5,098	28.6	32.1	9,025	6,118	33.5	44.0	10,796	7,137	39.7	62.0	11,892	7,677	44.7	79.1
		26	8,121	5,735	32.1	40.4	9,874	6,882	37.7	55.7	11,812	8,029	44.7	79.1	13,011	8,637	50.3	101.5
		27	8,732	6,372	35.7	49.9	10,617	7,647	41.9	69.2	12,701	8,921	49.7	98.8	13,991	9,596	55.9	127.2
		28	9,168	7,010	39.3	60.5	11,148	8,412	46.1	84.4	13,336	9,814	54.6	121.2	14,690	10,556	61.5	156.6
		29	9,605	7,711	42.8	72.4	11,679	9,253	50.3	101.5	13,971	10,795	59.6	146.4	15,390	11,611	67.1	189.9
		30	10,042	8,284	46.4	85.6	12,210	9,941	54.5	120.5	14,606	11,598	64.6	174.6	16,089	12,475	72.7	227.1
	5	24	6,177	4,282	16.3	11.4	7,088	4,855	19.6	15.8	8,930	5,965	26.5	27.8	9,823	6,321	29.1	33.3
		25	7,000	5,038	18.6	14.4	8,033	5,712	22.4	20.2	10,121	7,017	30.3	36.0	11,133	7,437	33.3	43.3
		26	7,659	5,668	21.0	17.9	8,789	6,426	25.2	25.1	11,074	7,894	34.1	45.4	12,181	8,367	37.4	54.9
		27	8,236	6,297	23.3	21.7	9,450	7,140	28.0	30.8	11,907	8,771	37.9	56.2	13,098	9,296	41.6	68.1
		28	8,647	6,927	25.6	26.0	9,923	7,854	30.8	37.1	12,502	9,649	41.7	68.3	13,753	10,226	45.8	83.1
		29	9,059	7,620	27.9	30.7	10,395	8,639	33.6	44.0	13,098	10,614	45.5	81.9	14,407	11,248	49.9	99.9
		30	9,471	8,187	30.3	35.9	10,868	9,282	36.4	51.7	13,693	11,403	49.2	97.0	15,062	12,085	54.1	118.5
	6	24	5,805	4,180	15.2	10.1	7,070	4,894	16.3	11.4	8,484	5,761	20.0	16.4	9,302	6,169	22.0	19.4
		25	6,579	4,918	17.4	12.7	8,012	5,758	18.6	14.4	9,615	6,777	22.9	21.0	10,543	7,257	25.1	25.0
		26	7,198	5,533	19.6	15.7	8,767	6,477	21.0	17.9	10,520	7,624	25.7	26.2	11,535	8,164	28.2	31.3
		27	7,740	6,148	21.7	19.1	9,426	7,197	23.3	21.7	11,312	8,472	28.6	32.1	12,403	9,071	31.4	38.5
		28	8,127	6,762	23.9	22.8	9,898	7,917	25.6	26.0	11,877	9,319	31.4	38.6	13,023	9,979	34.5	46.5
		29	8,514	7,439	26.1	26.9	10,369	8,709	27.9	30.7	12,443	10,251	34.3	45.9	13,643	10,976	37.6	55.4
		30	8,900	7,992	28.3	31.4	10,840	9,356	30.3	35.9	13,008	11,013	37.1	54.0	14,264	11,793	40.8	65.3
	7	24	5,209	3,772	11.7	6.5	6,251	4,435	12.6	7.3	7,516	5,251	15.4	10.3	8,260	5,608	17.0	12.2
		25	5,904	4,438	13.4	8.1	7,085	5,218	14.4	9.2	8,518	6,178	17.6	13.1	9,362	6,597	19.4	15.5
		26	6,460	4,993	15.1	9.9	7,751	5,870	16.2	11.3	9,320	6,950	19.8	16.2	10,243	7,422	21.8	19.2
		27	6,946	5,548	16.8	11.9	8,335	6,522	18.0	13.6	10,022	7,722	22.0	19.6	11,014	8,247	24.2	23.4
		28	7,293	6,103	18.4	14.2	8,752	7,175	19.8	16.1	10,523	8,494	24.2	23.4	11,565	9,071	26.6	28.0
		29	7,640	6,713	20.1	16.6	9,168	7,892	21.6	18.9	11,024	9,344	26.5	27.6	12,115	9,979	29.1	33.1
		30	7,988	7,212	21.8	19.2	9,585	8,479	23.4	21.9	11,525	10,038	28.7	32.3	12,666	10,721	31.5	38.8
	8	24	4,019	2,957	7.4	3.2	4,837	3,518	8.0	3.6	7,293	5,200	9.8	4.9	6,326	4,435	10.6	5.6
		25	4,554	3,479	8.4	3.9	5,482	4,138	9.2	4.4	8,265	6,118	11.2	6.0	7,169	5,218	12.2	6.9
		26	4,983	3,913	9.5	4.6	5,998	4,656	10.3	5.3	9,043	6,882	12.6	7.3	7,844	5,870	13.7	8.4
		27	5,358	4,348	10.6	5.5	6,450	5,173	11.5	6.3	9,724	7,647	14.0	8.7	8,434	6,522	15.2	10.1
		28	5,626	4,783	11.6	6.4	6,772	5,690	12.6	7.4	10,210	8,412	15.4	10.3	8,856	7,175	16.7	11.9
		29	5,894	5,261	12.7	7.4	7,095	6,259	13.8	8.5	10,696	9,253	16.8	11.9	9,278	7,892	18.3	13.9
		30	6,162	5,522	13.7	8.5	7,417	6,570	14.9	9.8	11,183	9,712	18.2	13.8	9,699	8,283	19.8	16.1

Note

1. TC : Total capacity(W), SHC : Sensible Heat Capacity(W)
2. Performances are based on the following conditions :
   1) Cooling
      - Inlet/Outlet Water Temp. 7°C / 12°C, Indoor Air Temp. 27°CDB / 19°CWB

6. Capacity Tables

Inlet Water Temp. (℃)	Water Temp Difference (℃)	Air Temp (℃ DB)	Air Temp(17℃ WB)				Air Temp(19℃ WB)				Air Temp(21℃ WB)				Air Temp(23℃ WB)			
			TC (W)	SHC (W)	Water Flow Rate (LPM)	Pressure Drop (kPa)	TC (W)	SHC (W)	Water Flow Rate (LPM)	Pressure Drop (kPa)	TC (W)	SHC (W)	Water Flow Rate (LPM)	Pressure Drop (kPa)	TC (W)	SHC (W)	Water Flow Rate (LPM)	Pressure Drop (kPa)
7	4	24	5,940	3,930	24.0	23.0	7,223	4,716	25.6	25.9	8,640	5,503	31.4	38.6	9,518	5,919	34.6	46.7
		25	6,732	4,624	27.4	29.6	8,186	5,549	29.2	33.5	9,792	6,474	35.9	50.4	10,787	6,963	39.5	61.3
		26	7,366	5,202	30.8	37.2	8,956	6,242	32.9	42.3	10,714	7,283	40.4	64.0	11,802	7,834	44.5	78.2
		27	7,920	5,780	34.3	45.9	9,630	6,936	36.5	52.2	11,520	8,092	44.9	79.7	12,690	8,704	49.4	97.6
		28	8,316	6,358	37.7	55.7	10,112	7,630	40.2	63.4	12,096	8,901	49.3	97.4	13,325	9,574	54.3	119.7
		29	8,712	6,994	41.1	66.5	10,593	8,393	43.8	76.0	12,672	9,791	53.8	117.3	13,959	10,532	59.3	144.6
		30	9,108	7,514	44.6	78.5	11,075	9,017	47.5	89.9	13,248	10,520	58.3	139.5	14,594	11,315	64.2	172.4
	5	24	5,603	3,884	15.0	9.8	6,750	4,624	17.6	13.1	8,100	5,410	21.5	18.7	8,910	5,734	23.6	22.3
		25	6,350	4,570	17.1	12.4	7,650	5,440	20.2	16.6	9,180	6,365	24.6	24.1	10,098	6,746	27.0	28.8
		26	6,947	5,141	19.3	15.3	8,370	6,120	22.7	20.7	10,044	7,160	27.7	30.1	11,048	7,589	30.4	36.2
		27	7,470	5,712	21.4	18.6	9,000	6,800	25.2	24.5	10,800	7,956	30.7	37.0	11,880	8,432	33.8	44.6
		28	7,844	6,283	23.6	22.2	9,450	7,480	27.7	30.2	11,340	8,752	33.8	44.7	12,474	9,275	37.1	54.0
		29	8,217	6,912	25.7	26.2	9,900	8,228	30.2	35.8	11,880	9,627	36.9	53.3	13,068	10,203	40.5	64.5
		30	8,591	7,426	27.8	30.5	10,350	8,840	32.8	42.0	12,420	10,343	40.0	62.7	13,662	10,962	43.9	76.2
	6	24	5,265	3,792	12.3	7.1	6,413	4,439	13.2	7.9	7,695	5,225	16.2	11.3	8,438	5,595	17.8	13.3
		25	5,967	4,461	14.1	8.9	7,268	5,222	15.1	10.0	8,721	6,147	18.5	14.3	9,563	6,582	20.4	16.9
		26	6,529	5,018	15.9	10.9	7,952	5,875	17.0	12.3	9,542	6,916	20.9	17.7	10,463	7,405	22.9	21.1
		27	7,020	5,576	17.6	13.1	8,550	6,528	18.9	14.8	10,260	7,684	23.2	21.5	11,250	8,228	25.5	25.7
		28	7,371	6,134	19.4	15.5	8,978	7,181	20.8	17.6	10,773	8,452	25.5	25.8	11,813	9,051	28.0	30.8
		29	7,722	6,747	21.2	18.2	9,405	7,899	22.7	20.7	11,286	9,298	27.8	30.5	12,375	9,956	30.5	36.5
		30	8,073	7,249	22.9	21.1	9,833	8,486	24.6	24.0	11,799	9,989	30.1	35.6	12,938	10,696	33.1	42.8
	7	24	4,725	3,422	9.5	4.7	5,670	4,023	10.2	5.2	6,818	4,763	12.5	7.3	7,493	5,086	13.8	8.5
		25	5,355	4,026	10.9	5.8	6,426	4,733	11.7	6.5	7,727	5,603	14.3	9.1	8,492	5,984	15.7	10.7
		26	5,859	4,529	12.2	7.0	7,031	5,324	13.2	7.9	8,454	6,304	16.1	11.1	9,291	6,732	17.7	13.1
		27	6,300	5,032	13.6	8.3	7,560	5,916	14.6	9.4	9,090	7,004	17.9	13.4	9,990	7,480	19.7	15.9
		28	6,615	5,535	15.0	9.8	7,938	6,508	16.1	11.1	9,545	7,704	19.7	15.9	10,490	8,228	21.6	18.9
		29	6,930	6,089	16.3	11.4	8,316	7,158	17.5	12.9	9,999	8,475	21.5	18.7	10,989	9,051	23.6	22.2
		30	7,245	6,542	17.7	13.1	8,694	7,691	19.0	14.9	10,454	9,105	23.3	21.7	11,489	9,724	25.6	25.9
	8	24	3,645	2,682	6.0	2.3	4,388	3,191	6.5	2.6	6,615	4,716	7.9	3.5	5,738	4,023	8.6	4.0
		25	4,131	3,155	6.9	2.8	4,973	3,754	7.5	3.2	7,497	5,549	9.1	4.3	6,503	4,733	9.9	4.9
		26	4,520	3,550	7.7	3.4	5,441	4,223	8.4	3.8	8,203	6,242	10.2	5.2	7,115	5,324	11.1	6.0
		27	4,860	3,944	8.6	4.0	5,850	4,692	9.3	4.5	8,820	6,936	11.3	6.2	7,650	5,916	12.3	7.1
		28	5,103	4,338	9.4	4.6	6,143	5,161	10.3	5.2	9,261	7,630	12.5	7.2	8,033	6,508	13.6	8.3
		29	5,346	4,772	10.3	5.3	6,435	5,677	11.2	6.0	9,702	8,393	13.6	8.3	8,415	7,158	14.8	9.6
		30	5,589	5,009	11.1	6.0	6,728	5,959	12.1	6.9	10,143	8,809	14.7	9.6	8,798	7,513	16.1	11.1
8	4	24	4,811	3,327	22.6	20.5	5,850	3,992	24.1	23.1	6,998	4,657	29.5	34.2	7,709	5,010	32.5	41.4
		25	5,453	3,914	25.8	26.3	6,630	4,697	27.5	29.8	7,932	5,479	33.8	44.6	8,737	5,894	37.2	54.1
		26	5,966	4,403	29.0	33.1	7,254	5,284	30.9	37.5	8,678	6,164	38.0	56.5	9,559	6,630	41.8	68.9
		27	6,415	4,892	32.2	40.7	7,800	5,871	34.4	46.2	9,331	6,849	42.2	70.2	10,279	7,367	46.5	85.8
		28	6,736	5,381	35.5	49.2	8,190	6,458	37.8	56.0	9,798	7,534	46.4	85.6	10,793	8,104	51.1	105.0
		29	7,057	5,920	38.7	58.7	8,580	7,103	41.3	67.0	10,264	8,287	50.6	103.0	11,307	8,914	55.8	126.6
		30	7,377	6,360	41.9	69.2	8,970	7,632	44.7	79.1	10,731	8,904	54.9	122.3	11,821	9,577	60.4	150.8
	5	24	4,538	3,288	14.1	8.9	6,075	4,254	17.1	12.4	6,561	4,579	20.2	16.8	7,217	4,853	22.2	19.9
		25	5,143	3,868	16.1	11.2	6,885	5,005	19.6	15.7	7,436	5,387	23.1	21.5	8,179	5,709	25.4	25.6
		26	5,627	4,351	18.1	13.7	7,533	5,630	22.0	19.5	8,136	6,061	26.0	26.8	8,949	6,423	28.6	32.1
		27	6,051	4,835	20.2	16.6	8,100	6,256	24.4	23.8	8,748	6,734	28.9	32.8	9,623	7,137	31.8	39.5
		28	6,353	5,318	22.2	19.8	8,505	6,882	26.9	28.5	9,185	7,407	31.8	39.6	10,104	7,851	34.9	47.8
		29	6,656	5,850	24.2	23.3	8,910	7,570	29.3	33.8	9,623	8,148	34.7	47.1	10,585	8,636	38.1	56.9
		30	6,958	6,285	26.2	27.1	9,315	8,133	31.8	39.5	10,060	8,754	37.6	55.4	11,066	9,278	41.3	67.1
	6	24	4,265	3,209	11.6	6.4	5,194	3,757	12.4	7.2	6,233	4,423	15.3	10.1	6,834	4,736	16.8	11.9
		25	4,833	3,776	13.3	8.0	5,887	4,420	14.2	9.0	7,064	5,203	17.5	12.8	7,746	5,571	19.2	15.2
		26	5,288	4,248	14.9	9.8	6,441	4,973	16.0	11.0	7,729	5,853	19.6	15.8	8,475	6,268	21.6	18.8
		27	5,686	4,720	16.6	11.7	6,926	5,525	17.8	13.3	8,311	6,504	21.8	19.2	9,113	6,964	23.9	22.9
		28	5,971	5,191	18.3	13.9	7,272	6,078	19.6	15.7	8,726	7,154	24.0	23.0	9,568	7,661	26.3	27.4
		29	6,255	5,475	19.9	16.3	7,618	6,409	21.3	18.5	9,142	7,544	26.2	27.1	10,024	8,078	28.7	32.4
		30	6,539	5,805	21.6	18.8	7,964	7,017	23.1	21.4	9,557	8,260	28.4	31.6	10,479	8,845	31.1	37.9
	7	24	3,827	2,896	9.0	4.2	4,593	3,405	9.6	4.7	5,522	4,031	11.8	6.6	6,069	4,305	12.9	7.7
		25	4,338	3,407	10.2	5.2	5,205	4,006	11.0	5.9	6,258	4,743	13.5	8.2	6,878	5,065	14.8	9.6
		26	4,746	3,833	11.5	6.3	5,695	4,507	12.4	7.1	6,847	5,335	15.2	10.0	7,525	5,698	16.6	11.8
		27	5,103	4,259	12.8	7.5	6,124	5,007	13.8	8.5	7,363	5,928	16.8	12.0	8,092	6,331	18.5	14.2
		28	5,358	4,685	14.1	8.8	6,430	5,508	15.1	10.0	7,731	6,521	18.5	14.3	8,496	6,964	20.3	16.9
		29	5,613	4,941	15.4	10.3	6,736	5,808	16.5	11.6	8,099	6,877	20.2	16.7	8,901	7,344	22.2	19.8
		30	5,868	5,239	16.6	11.8	7,042	6,159	17.9	13.4	8,467	7,292	21.9	19.3	9,306	7,914	24.0	23.1
	8	24	2,952	2,270	5.6	2.1	3,554	2,700	6.1	2.4	5,358	3,992	7.5	3.2	4,647	3,405	8.1	3.7
		25	3,346	2,671	6.4	2.6	4,028	3,177	7.0	2.9	6,073	4,697	8.5	3.9	5,267	4,006	9.3	4.5
		26	3,661	3,004	7.3	3.1	4,407	3,574	7.9	3.5	6,644	5,284	9.6	4.7	5,763	4,507	10.5	5.4
		27	3,937	3,338	8.1	3.6	4,739	3,971	8.8	4.1	7,144	5,871	10.7	5.6	6,197	5,007	11.6	6.4
		28	4,133	3,672	8.9	4.2	4,975	4,368	9.7	4.8	7,501	6,458	11.7	6.5	6,506	5,508	12.8	7.5
		29	4,330	3,872	9.7	4.8	5,212	4,607	10.5	5.5	7,859	6,810	12.8	7.5	6,816	5,808	13.9	8.7
		30	4,527	4,073	10.5	5.4	5,449	4,845	11.4	6.2	8,216	7,162	13.9	8.6	7,126	6,159	15.1	10.0

Note

1. TC : Total capacity(W), SHC : Sensible Heat Capacity(W)
2. Performances are based on the following conditions :
   1) Cooling
      - Inlet/Outlet Water Temp. 7°C / 12°C, Indoor Air Temp. 27°CDB / 19°CWB

6. Capacity Tables

Inlet Water Temp. (℃)	Water Temp Difference (℃)	Air Temp (℃ DB)	Air Temp(17℃ WB)				Air Temp(19℃ WB)				Air Temp(21℃ WB)				Air Temp(23℃ WB)			
			TC (W)	SHC (W)	Water Flow Rate (LPM)	Pressure Drop (kPa)	TC (W)	SHC (W)	Water Flow Rate (LPM)	Pressure Drop (kPa)	TC (W)	SHC (W)	Water Flow Rate (LPM)	Pressure Drop (kPa)	TC (W)	SHC (W)	Water Flow Rate (LPM)	Pressure Drop (kPa)
9	4	24	3,994	2,840	19.0	14.9	4,856	3,408	20.3	16.8	5,810	3,976	24.9	24.6	6,400	4,276	27.4	29.5
		25	4,527	3,341	21.7	19.1	5,504	4,009	23.2	21.5	6,584	4,677	28.4	31.7	7,253	5,031	31.3	38.3
		26	4,953	3,758	24.4	23.8	6,022	4,510	26.0	26.8	7,204	5,262	32.0	40.0	7,935	5,660	35.2	48.5
		27	5,325	4,176	27.1	29.0	6,475	5,011	28.9	32.9	7,746	5,846	35.5	49.4	8,533	6,289	39.1	60.0
		28	5,592	4,594	29.9	35.0	6,799	5,512	31.8	39.6	8,133	6,431	39.1	59.9	8,959	6,918	43.0	73.1
		29	5,858	5,053	32.6	41.5	7,123	6,064	34.7	47.2	8,521	7,074	42.6	71.7	9,386	7,609	46.9	87.7
		30	6,124	5,429	35.3	48.7	7,446	6,515	37.6	55.4	8,908	7,600	46.2	84.7	9,813	8,175	50.9	103.9
	5	24	3,767	2,806	11.9	6.6	5,535	3,930	15.7	10.7	5,446	3,909	17.0	12.3	5,991	4,143	18.7	14.5
		25	4,269	3,302	13.6	8.3	6,273	4,624	17.9	13.5	6,173	4,599	19.5	15.6	6,790	4,874	21.4	18.6
		26	4,671	3,714	15.3	10.2	6,863	5,202	20.2	16.7	6,754	5,173	21.9	19.4	7,429	5,483	24.1	23.1
		27	5,023	4,127	17.0	12.2	7,380	5,780	22.4	20.2	7,262	5,748	24.4	23.6	7,988	6,092	26.7	28.2
		28	5,274	4,540	18.7	14.5	7,749	6,358	24.7	24.2	7,625	6,323	26.8	28.3	8,388	6,701	29.4	34.0
		29	5,525	4,787	20.4	16.9	8,118	6,705	26.9	28.6	7,988	6,668	29.2	33.5	8,787	7,067	32.1	40.3
		30	5,776	5,035	22.1	19.6	8,487	7,052	29.2	33.4	8,351	7,013	31.7	39.2	9,186	7,432	34.8	47.3
	6	24	3,540	2,739	9.8	4.9	4,312	3,207	10.5	5.4	5,174	3,775	12.9	7.6	5,673	4,042	14.1	8.9
		25	4,012	3,223	11.2	6.0	4,887	3,773	12.0	6.7	5,864	4,441	14.7	9.5	6,430	4,756	16.1	11.2
		26	4,390	3,626	12.6	7.3	5,347	4,245	13.5	8.2	6,416	4,997	16.5	11.7	7,035	5,350	18.1	13.7
		27	4,720	4,029	14.0	8.7	5,749	4,716	15.0	9.8	6,899	5,552	18.4	14.0	7,565	5,945	20.2	16.6
		28	4,956	4,311	15.4	10.3	6,036	5,047	16.5	11.6	7,244	5,940	20.2	16.7	7,943	6,361	22.2	19.8
		29	5,192	4,552	16.8	12.0	6,324	5,330	18.0	13.5	7,589	6,273	22.0	19.6	8,321	6,718	24.2	23.3
		30	5,428	4,834	18.2	13.8	6,611	5,660	19.5	15.6	7,934	6,662	23.9	22.7	8,699	7,134	26.2	27.2
	7	24	3,177	2,472	7.5	3.3	3,813	2,907	8.1	3.6	4,584	3,441	9.9	5.0	5,038	3,675	10.9	5.8
		25	3,601	2,908	8.6	4.0	4,321	3,419	9.3	4.5	5,195	4,048	11.3	6.2	5,710	4,323	12.5	7.2
		26	3,940	3,272	9.7	4.8	4,728	3,847	10.4	5.4	5,684	4,554	12.8	7.5	6,247	4,864	14.0	8.8
		27	4,236	3,636	10.8	5.7	5,083	4,274	11.6	6.4	6,112	5,060	14.2	8.9	6,717	5,404	15.6	10.5
		28	4,448	3,890	11.9	6.6	5,338	4,574	12.7	7.5	6,418	5,415	15.6	10.5	7,053	5,783	17.1	12.4
		29	4,660	4,108	12.9	7.7	5,592	4,830	13.9	8.6	6,723	5,718	17.0	12.3	7,389	6,107	18.7	14.5
		30	4,872	4,363	14.0	8.8	5,846	5,129	15.1	9.9	7,029	6,072	18.4	14.1	7,725	6,485	20.2	16.8
	8	24	2,451	1,938	4.8	1.7	2,950	2,305	5.2	1.9	4,448	3,408	6.3	2.5	3,858	2,907	6.8	2.8
		25	2,778	2,280	5.4	2.0	3,344	2,712	5.9	2.3	5,041	4,009	7.2	3.0	4,372	3,419	7.8	3.4
		26	3,039	2,565	6.1	2.4	3,658	3,051	6.6	2.7	5,515	4,510	8.1	3.6	4,784	3,847	8.8	4.1
		27	3,268	2,850	6.8	2.8	3,934	3,390	7.4	3.2	5,931	5,011	9.0	4.3	5,144	4,274	9.8	4.9
		28	3,431	3,049	7.5	3.2	4,130	3,627	8.1	3.6	6,227	5,362	9.9	4.9	5,401	4,574	10.8	5.7
		29	3,595	3,220	8.1	3.7	4,327	3,831	8.9	4.2	6,524	5,663	10.8	5.7	5,658	4,830	11.7	6.5
		30	3,758	3,419	8.8	4.1	4,524	4,068	9.6	4.7	6,820	6,014	11.7	6.5	5,915	5,129	12.7	7.4

Note

1. TC : Total capacity(W), SHC : Sensible Heat Capacity(W)
2. Performances are based on the following conditions :
   1) Cooling
      - Inlet/Outlet Water Temp. 7°C / 12°C, Indoor Air Temp. 27°CDB / 19°CWB

6. Capacity Tables

◆ WFCB030L2TA, WFCB030R2TA

Inlet Water Temp. (℃)	Water Temp Difference (℃)	Air Temp (℃ DB)	Air Temp(17℃ WB)				Air Temp(19℃ WB)				Air Temp(21℃ WB)				Air Temp(23℃ WB)			
			TC (W)	SHC (W)	Water Flow Rate (LPM)	Pressure Drop (kPa)	TC (W)	SHC (W)	Water Flow Rate (LPM)	Pressure Drop (kPa)	TC (W)	SHC (W)	Water Flow Rate (LPM)	Pressure Drop (kPa)	TC (W)	SHC (W)	Water Flow Rate (LPM)	Pressure Drop (kPa)
5	4	24	24	9,720	5,731	31.6	39.2	10,613	6,495	34.7	47.0	12,696	7,577	39.2	60.2	13,985	8,150	45.2
		25	25	11,016	6,742	36.2	51.2	12,028	7,641	39.6	61.6	14,389	8,914	44.8	79.4	15,850	9,589	51.7
		26	26	12,053	7,585	40.7	65.1	13,160	8,596	44.6	78.6	15,743	10,029	50.4	101.8	17,342	10,787	58.1
		27	27	12,961	8,428	45.2	81.0	14,151	9,551	49.5	98.1	16,928	11,143	56.0	127.7	18,647	11,986	64.6
		28	28	13,609	9,270	49.7	99.0	14,858	10,506	54.5	120.3	17,774	12,257	61.6	157.2	19,580	13,184	71.0
		29	29	14,257	10,197	54.3	119.3	15,566	11,557	59.4	145.4	18,621	13,483	67.2	190.5	20,512	14,503	77.5
		30	30	14,905	10,956	58.8	141.9	16,273	12,417	64.4	173.3	19,467	14,486	72.8	227.9	21,444	15,582	84.0
	5	24	24	8,233	5,278	22.6	20.5	8,625	5,736	25.1	25.0	11,903	7,450	33.2	43.0	13,093	7,896	39.2
		25	25	9,330	6,209	25.8	26.4	9,775	6,749	28.7	32.4	13,490	8,765	37.9	56.2	14,838	9,289	44.8
		26	26	10,208	6,985	29.1	33.2	10,695	7,592	32.3	40.8	14,759	9,860	42.6	71.6	16,235	10,450	50.4
		27	27	10,977	7,761	32.3	40.8	11,500	8,436	35.9	50.3	15,870	10,956	47.4	89.3	17,457	11,611	56.0
		28	28	11,526	8,537	35.5	49.3	12,075	9,280	39.5	61.1	16,664	12,051	52.1	109.4	18,330	12,772	61.6
		29	29	12,074	9,391	38.8	58.9	12,650	10,208	43.1	73.1	17,457	13,257	56.8	131.9	19,203	14,050	67.2
		30	30	12,623	10,089	42.0	69.4	13,225	10,967	46.6	86.5	18,251	14,243	61.6	157.2	20,076	15,095	72.8
	6	24	24	7,737	5,094	19.6	15.8	9,423	6,113	23.5	22.1	11,307	7,195	27.7	30.3	12,398	7,705	31.6
		25	25	8,768	5,993	22.4	20.2	10,679	7,192	26.9	28.5	12,815	8,465	31.7	39.3	14,052	9,064	36.2
		26	26	9,593	6,742	25.2	25.2	11,684	8,090	30.2	35.8	14,021	9,523	35.7	49.7	15,374	10,197	40.7
		27	27	10,316	7,491	28.0	30.8	12,564	8,989	33.6	44.1	15,077	10,581	39.6	61.6	16,531	11,330	45.2
		28	28	10,831	8,240	30.8	37.1	13,192	9,888	36.9	53.4	15,830	11,639	43.6	75.0	17,358	12,463	49.7
		29	29	11,347	9,064	33.6	44.1	13,820	10,877	40.3	63.8	16,584	12,803	47.5	90.0	18,184	13,710	54.3
		30	30	11,863	9,739	36.4	51.8	14,448	11,686	43.7	75.3	17,338	13,756	51.5	106.7	19,011	14,730	58.8
	7	24	24	6,943	4,712	16.3	11.3	8,332	5,540	17.5	12.9	10,018	6,559	21.4	18.6	11,010	7,004	23.5
		25	25	7,869	5,543	18.6	14.4	9,443	6,517	20.0	16.4	11,354	7,716	24.5	23.8	12,478	8,240	26.9
		26	26	8,609	6,236	20.9	17.8	10,331	7,332	22.5	20.3	12,422	8,680	27.5	29.8	13,652	9,270	30.2
		27	27	9,258	6,929	23.3	21.6	11,109	8,147	25.0	24.8	13,357	9,645	30.6	36.6	14,680	10,300	33.6
		28	28	9,720	7,622	25.6	25.9	11,664	8,961	27.5	29.7	14,025	10,609	33.6	44.2	15,414	11,330	36.9
		29	29	10,183	8,384	27.9	30.6	12,220	9,857	30.0	35.2	14,693	11,670	36.7	52.7	16,148	12,463	40.3
		30	30	10,646	9,008	30.2	35.8	12,775	10,591	32.5	41.2	15,361	12,538	39.7	62.0	16,882	13,390	43.7
	8	24	24	5,356	3,693	10.2	5.2	6,447	4,394	11.2	6.0	9,720	6,495	13.6	8.3	8,431	5,540	14.8
		25	25	6,070	4,345	11.7	6.5	7,307	5,169	12.7	7.5	11,016	7,641	15.5	10.4	9,555	6,517	16.9
		26	26	6,642	4,888	13.2	7.9	7,995	5,815	14.3	9.1	12,053	8,596	17.4	12.8	10,454	7,332	19.0
		27	27	7,142	5,431	14.6	9.4	8,596	6,461	15.9	10.9	12,961	9,551	19.4	15.5	11,241	8,147	21.1
		28	28	7,499	5,974	16.1	11.1	9,026	7,107	17.5	12.9	13,609	10,506	21.3	18.4	11,803	8,961	23.2
		29	29	7,856	6,572	17.6	13.0	9,456	7,818	19.1	15.1	14,257	11,557	23.3	21.6	12,365	9,857	25.3
		30	30	8,213	7,060	19.0	15.0	9,886	8,399	20.7	17.5	14,905	12,417	25.2	25.2	12,927	10,591	27.4
6	4	24	24	7,277	4,843	29.7	34.5	8,848	5,812	34.8	47.4	10,584	6,780	41.3	67.0	11,659	7,293	46.4
		25	25	8,247	5,698	33.9	44.9	10,027	6,837	39.8	62.1	11,995	7,977	47.2	88.5	13,213	8,580	53.0
		26	26	9,023	6,410	38.1	57.0	10,971	7,692	44.8	79.3	13,124	8,974	53.0	113.7	14,457	9,653	59.7
		27	27	9,702	7,122	42.4	70.7	11,797	8,547	49.7	99.0	14,112	9,971	58.9	142.8	15,545	10,725	66.3
		28	28	10,187	7,834	46.6	86.3	12,387	9,401	54.7	121.5	14,818	10,968	64.8	176.2	16,323	11,798	72.9
		29	29	10,672	8,618	50.8	103.8	12,976	10,341	59.7	146.8	15,523	12,065	70.7	213.9	17,100	12,977	79.6
		30	30	11,157	9,259	55.1	123.3	13,566	11,111	64.7	175.0	16,229	12,962	76.6	256.2	17,877	13,943	86.2
	5	24	24	6,863	4,786	19.3	15.4	7,875	5,426	23.2	21.6	9,923	6,666	31.5	38.7	10,915	7,065	34.6
		25	25	7,778	5,631	22.1	19.7	8,925	6,384	26.6	27.8	11,246	7,843	36.0	50.6	12,370	8,312	39.5
		26	26	8,510	6,335	24.9	24.6	9,765	7,182	29.9	35.0	12,304	8,823	40.5	64.3	13,534	9,351	44.4
		27	27	9,151	7,038	27.6	30.1	10,500	7,980	33.2	43.1	13,230	9,803	44.9	80.0	14,553	10,390	49.4
		28	28	9,608	7,742	30.4	36.2	11,025	8,778	36.5	52.1	13,892	10,784	49.4	97.8	15,281	11,429	54.3
		29	29	10,066	8,516	33.2	43.0	11,550	9,656	39.8	62.3	14,553	11,862	53.9	117.8	16,008	12,572	59.2
		30	30	10,523	9,150	35.9	50.5	12,075	10,374	43.1	73.5	15,215	12,744	58.4	140.1	16,736	13,507	64.2
	6	24	24	6,450	4,672	18.1	13.6	7,855	5,470	19.3	15.4	9,426	6,438	23.7	22.5	10,336	6,894	26.0
		25	25	7,310	5,497	20.6	17.3	8,903	6,435	22.1	19.7	10,683	7,575	27.1	29.0	11,714	8,111	29.8
		26	26	7,998	6,184	23.2	21.6	9,741	7,239	24.9	24.6	11,689	8,521	30.5	36.4	12,817	9,125	33.5
		27	27	8,600	6,871	25.8	26.3	10,474	8,044	27.6	30.1	12,569	9,468	33.9	44.9	13,781	10,139	37.2
		28	28	9,029	7,558	28.4	31.6	10,997	8,848	30.4	36.2	13,197	10,415	37.3	54.4	14,470	11,152	40.9
		29	29	9,459	8,314	30.9	37.5	11,521	9,733	33.2	43.0	13,825	11,457	40.7	65.0	15,159	12,268	44.6
		30	30	9,889	8,932	33.5	43.9	12,045	10,457	35.9	50.5	14,454	12,309	44.1	76.7	15,848	13,180	48.4
	7	24	24	5,788	4,216	13.9	8.7	6,946	4,957	15.0	9.8	8,351	5,869	18.3	14.0	9,178	6,267	20.1
		25	25	6,560	4,960	15.9	10.9	7,872	5,832	17.1	12.4	9,465	6,904	20.9	17.8	10,402	7,374	23.0
		26	26	7,177	5,580	17.9	13.4	8,613	6,561	19.2	15.3	10,356	7,767	23.5	22.2	11,381	8,295	25.9
		27	27	7,718	6,200	19.9	16.2	9,261	7,290	21.4	18.5	11,135	8,630	26.2	27.1	12,238	9,217	28.7
		28	28	8,103	6,821	21.9	19.3	9,724	8,019	23.5	22.1	11,692	9,493	28.8	32.5	12,850	10,139	31.6
		29	29	8,489	7,503	23.9	22.7	10,187	8,821	25.6	26.0	12,249	10,443	31.4	38.5	13,462	11,152	34.5
		30	30	8,875	8,061	25.9	26.5	10,650	9,477	27.8	30.4	12,806	11,219	34.0	45.2	14,073	11,982	37.4
	8	24	24	4,465	3,305	8.8	4.1	5,375	3,931	9.5	4.7	8,103	5,812	11.6	6.4	7,028	4,957	12.6
		25	25	5,060	3,888	10.0	5.0	6,091	4,625	10.9	5.8	9,184	6,837	13.3	8.0	7,966	5,832	14.4
		26	26	5,537	4,374	11.3	6.1	6,665	5,203	12.3	7.0	10,048	7,692	14.9	9.8	8,715	6,561	16.2
		27	27	5,954	4,860	12.5	7.3	7,166	5,782	13.6	8.4	10,805	8,547	16.6	11.7	9,371	7,290	18.1
		28	28	6,251	5,346	13.8	8.5	7,525	6,360	15.0	9.8	11,345	9,401	18.2	13.9	9,840	8,019	19.9
		29	29	6,549	5,880	15.0	9.9	7,883	6,996	16.4	11.4	11,885	10,341	19.9	16.2	10,308	8,821	21.7
		30	30	6,847	6,172	16.3	11.4	8,241	7,343	17.7	13.2	12,425	10,854	21.6	18.8	10,777	9,258	23.5

Note

1. TC : Total capacity(W), SHC : Sensible Heat Capacity(W)
2. Performances are based on the following conditions :
   1) Cooling
      - Inlet/Outlet Water Temp. 7°C / 12°C, Indoor Air Temp. 27°CDB / 19°CWB

6. Capacity Tables

Inlet Water Temp. (℃)	Water Temp Difference (℃)	Air Temp (℃ DB)	Air Temp(17℃ WB)				Air Temp(19℃ WB)				Air Temp(21℃ WB)				Air Temp(23℃ WB)			
			TC (W)	SHC (W)	Water Flow Rate (LPM)	Pressure Drop (kPa)	TC (W)	SHC (W)	Water Flow Rate (LPM)	Pressure Drop (kPa)	TC (W)	SHC (W)	Water Flow Rate (LPM)	Pressure Drop (kPa)	TC (W)	SHC (W)	Water Flow Rate (LPM)	Pressure Drop (kPa)
7	4	24	24	6,600	4,393	28.5	31.8	8,025	5,271	30.3	36.1	9,600	6,150	37.3	54.3	10,575	6,615	41.0
		25	25	7,480	5,168	32.5	41.4	9,095	6,202	34.7	47.0	10,880	7,235	42.6	71.5	11,985	7,782	46.9
		26	26	8,184	5,814	36.6	52.4	9,951	6,977	39.0	59.7	11,904	8,140	47.9	91.5	13,113	8,755	52.7
		27	27	8,800	6,460	40.7	65.0	10,700	7,752	43.4	74.2	12,800	9,044	53.2	114.5	14,100	9,728	58.6
		28	28	9,240	7,106	44.7	79.2	11,235	8,527	47.7	90.6	13,440	9,948	58.5	140.7	14,805	10,701	64.5
		29	29	9,680	7,817	48.8	95.1	11,770	9,380	52.0	109.0	14,080	10,943	63.9	170.4	15,510	11,771	70.3
		30	30	10,120	8,398	52.9	112.8	12,305	10,078	56.4	129.6	14,720	11,757	69.2	203.5	16,215	12,646	76.2
	5	24	24	6,225	4,341	17.8	13.3	7,500	5,168	20.9	17.8	9,000	6,047	25.5	25.8	9,900	6,408	28.0
		25	25	7,055	5,107	20.3	16.9	8,500	6,080	23.9	22.8	10,200	7,114	29.2	33.4	11,220	7,539	32.1
		26	26	7,719	5,746	22.9	21.0	9,300	6,840	26.9	28.6	11,160	8,003	32.8	42.1	12,276	8,482	36.1
		27	27	8,300	6,384	25.4	25.6	10,000	7,600	29.9	33.7	12,000	8,892	36.5	52.1	13,200	9,424	40.1
		28	28	8,715	7,022	28.0	30.7	10,500	8,360	32.9	42.3	12,600	9,781	40.1	63.2	13,860	10,366	44.1
		29	29	9,130	7,725	30.5	36.4	11,000	9,196	35.9	50.3	13,200	10,759	43.8	75.7	14,520	11,403	48.1
		30	30	9,545	8,299	33.0	42.7	11,500	9,880	38.9	59.2	13,800	11,560	47.4	89.5	15,180	12,251	52.1
	6	24	24	5,850	4,238	14.7	9.5	7,125	4,961	15.7	10.6	8,550	5,840	19.3	15.3	9,375	6,253	21.1
		25	25	6,630	4,986	16.7	11.9	8,075	5,837	17.9	13.5	9,690	6,870	22.0	19.5	10,625	7,357	24.2
		26	26	7,254	5,609	18.8	14.7	8,835	6,566	20.2	16.7	10,602	7,729	24.8	24.4	11,625	8,276	27.2
		27	27	7,800	6,232	20.9	17.8	9,500	7,296	22.4	20.2	11,400	8,588	27.5	29.8	12,500	9,196	30.2
		28	28	8,190	6,855	23.0	21.3	9,975	8,026	24.7	24.2	11,970	9,447	30.3	35.9	13,125	10,116	33.2
		29	29	8,580	7,541	25.1	25.0	10,450	8,828	26.9	28.6	12,540	10,391	33.0	42.6	13,750	11,127	36.2
		30	30	8,970	8,102	27.2	29.2	10,925	9,485	29.2	33.3	13,110	11,164	35.8	50.0	14,375	11,955	39.3
	7	24	24	5,250	3,824	11.3	6.1	6,300	4,496	12.1	6.9	7,575	5,323	14.9	9.7	8,325	5,685	16.3
		25	25	5,950	4,499	12.9	7.6	7,140	5,290	13.9	8.6	8,585	6,262	17.0	12.2	9,435	6,688	18.7
		26	26	6,510	5,062	14.5	9.3	7,812	5,951	15.6	10.5	9,393	7,045	19.1	15.1	10,323	7,524	21.0
		27	27	7,000	5,624	16.1	11.2	8,400	6,612	17.3	12.7	10,100	7,828	21.2	18.3	11,100	8,360	23.3
		28	28	7,350	6,186	17.8	13.2	8,820	7,273	19.1	15.0	10,605	8,611	23.4	21.8	11,655	9,196	25.7
		29	29	7,700	6,805	19.4	15.5	9,240	8,001	20.8	17.6	11,110	9,472	25.5	25.7	12,210	10,116	28.0
		30	30	8,050	7,311	21.0	17.9	9,660	8,596	22.5	20.4	11,615	10,176	27.6	30.0	12,765	10,868	30.3
	8	24	24	4,050	2,997	7.1	3.0	4,875	3,566	7.7	3.4	7,350	5,271	9.4	4.6	6,375	4,496	10.3
		25	25	4,590	3,526	8.1	3.7	5,525	4,195	8.9	4.2	8,330	6,202	10.8	5.7	7,225	5,290	11.7
		26	26	5,022	3,967	9.1	4.4	6,045	4,720	10.0	5.0	9,114	6,977	12.1	6.9	7,905	5,951	13.2
		27	27	5,400	4,408	10.2	5.2	6,500	5,244	11.1	5.9	9,800	7,752	13.5	8.2	8,500	6,612	14.7
		28	28	5,670	4,849	11.2	6.0	6,825	5,768	12.2	6.9	10,290	8,527	14.8	9.6	8,925	7,273	16.1
		29	29	5,940	5,334	12.2	6.9	7,150	6,345	13.3	8.0	10,780	9,380	16.1	11.2	9,350	8,001	17.6
		30	30	6,210	5,598	13.2	7.9	7,475	6,660	14.4	9.2	11,270	9,845	17.5	12.9	9,775	8,397	19.0
8	4	24	24	5,346	3,718	26.8	28.3	6,500	4,462	28.6	32.0	7,776	5,205	35.1	48.0	8,566	5,599	38.6
		25	25	6,059	4,374	30.6	36.7	7,367	5,249	32.6	41.6	8,813	6,124	40.1	63.0	9,708	6,587	44.1
		26	26	6,629	4,921	34.4	46.3	8,060	5,905	36.7	52.7	9,642	6,889	45.1	80.5	10,622	7,410	49.6
		27	27	7,128	5,468	38.3	57.4	8,667	6,561	40.8	65.4	10,368	7,655	50.1	100.5	11,421	8,234	55.1
		28	28	7,484	6,015	42.1	69.8	9,100	7,217	44.9	79.7	10,886	8,420	55.1	123.3	11,992	9,057	60.7
		29	29	7,841	6,616	45.9	83.7	9,534	7,939	49.0	95.8	11,405	9,262	60.1	149.0	12,563	9,963	66.2
		30	30	8,197	7,108	49.7	99.1	9,967	8,530	53.0	113.6	11,923	9,951	65.1	177.7	13,134	10,704	71.7
	5	24	24	5,042	3,674	16.7	11.9	6,750	4,755	20.3	16.8	7,290	5,118	24.0	23.0	8,019	5,424	26.4
		25	25	5,715	4,323	19.1	15.1	7,650	5,594	23.2	21.6	8,262	6,021	27.5	29.7	9,088	6,381	30.2
		26	26	6,252	4,863	21.5	18.7	8,370	6,293	26.1	26.9	9,040	6,774	30.9	37.4	9,944	7,179	33.9
		27	27	6,723	5,403	23.9	22.8	9,000	6,992	29.0	33.0	9,720	7,526	34.3	46.0	10,692	7,976	37.7
		28	28	7,059	5,944	26.3	27.3	9,450	7,691	31.9	39.8	10,206	8,279	37.8	55.8	11,227	8,774	41.5
		29	29	7,395	6,538	28.7	32.3	9,900	8,460	34.8	47.4	10,692	9,107	41.2	66.7	11,761	9,652	45.2
		30	30	7,731	7,024	31.1	37.8	10,350	9,090	37.7	55.7	11,178	9,784	44.6	78.8	12,296	10,369	49.0
	6	24	24	4,739	3,587	13.8	8.5	5,771	4,199	14.8	9.6	6,926	4,943	18.1	13.7	7,594	5,293	19.9
		25	25	5,370	4,220	15.8	10.7	6,541	4,940	16.9	12.1	7,849	5,815	20.7	17.5	8,606	6,227	22.7
		26	26	5,876	4,747	17.7	13.2	7,156	5,558	19.0	14.9	8,588	6,542	23.3	21.7	9,416	7,005	25.6
		27	27	6,318	5,275	19.7	15.9	7,695	6,175	21.1	18.1	9,234	7,269	25.9	26.5	10,125	7,783	28.4
		28	28	6,634	5,802	21.7	19.0	8,080	6,793	23.2	21.6	9,696	7,996	28.5	31.8	10,631	8,562	31.3
		29	29	6,950	6,119	23.6	22.3	8,465	7,163	25.3	25.4	10,157	8,432	31.1	37.8	11,138	9,029	34.1
		30	30	7,266	6,488	25.6	26.0	8,849	7,843	27.4	29.6	10,619	9,231	33.6	44.3	11,644	9,885	36.9
	7	24	24	4,253	3,237	10.6	5.6	5,103	3,806	11.4	6.2	6,136	4,505	14.0	8.7	6,743	4,812	15.4
		25	25	4,820	3,808	12.2	6.9	5,783	4,477	13.1	7.8	6,954	5,300	16.0	11.0	7,642	5,661	17.6
		26	26	5,273	4,284	13.7	8.4	6,328	5,037	14.7	9.5	7,608	5,963	18.0	13.5	8,362	6,368	19.7
		27	27	5,670	4,760	15.2	10.1	6,804	5,596	16.3	11.4	8,181	6,626	20.0	16.4	8,991	7,076	21.9
		28	28	5,954	5,236	16.7	11.9	7,144	6,156	17.9	13.5	8,590	7,288	22.0	19.5	9,441	7,783	24.1
		29	29	6,237	5,522	18.2	13.9	7,484	6,492	19.6	15.8	8,999	7,686	24.0	22.9	9,890	8,208	26.3
		30	30	6,521	5,855	19.7	16.0	7,825	6,884	21.2	18.3	9,408	8,150	26.0	26.7	10,340	8,845	28.5
	8	24	24	3,281	2,537	6.7	2.7	3,949	3,018	7.3	3.1	5,954	4,462	8.9	4.2	5,164	3,806	9.6
		25	25	3,718	2,985	7.7	3.3	4,475	3,551	8.3	3.8	6,747	5,249	10.1	5.1	5,852	4,477	11.0
		26	26	4,068	3,358	8.6	4.0	4,896	3,995	9.4	4.5	7,382	5,905	11.4	6.2	6,403	5,037	12.4
		27	27	4,374	3,731	9.6	4.7	5,265	4,439	10.4	5.4	7,938	6,561	12.7	7.4	6,885	5,596	13.8
		28	28	4,593	4,104	10.5	5.5	5,528	4,882	11.5	6.3	8,335	7,217	13.9	8.7	7,229	6,156	15.2
		29	29	4,811	4,328	11.5	6.3	5,792	5,149	12.5	7.2	8,732	7,611	15.2	10.1	7,574	6,492	16.5
		30	30	5,030	4,552	12.4	7.2	6,055	5,415	13.5	8.3	9,129	8,005	16.5	11.6	7,918	6,884	17.9

Note

1. TC : Total capacity(W), SHC : Sensible Heat Capacity(W)
2. Performances are based on the following conditions :
   1) Cooling
      - Inlet/Outlet Water Temp. 7°C / 12°C, Indoor Air Temp. 27°CDB / 19°CWB

6. Capacity Tables

Inlet Water Temp. (℃)	Water Temp Difference (℃)	Air Temp (℃ DB)	Air Temp(17℃ WB)				Air Temp(19℃ WB)				Air Temp(21℃ WB)				Air Temp(23℃ WB)			
			TC (W)	SHC (W)	Water Flow Rate (LPM)	Pressure Drop (kPa)	TC (W)	SHC (W)	Water Flow Rate (LPM)	Pressure Drop (kPa)	TC (W)	SHC (W)	Water Flow Rate (LPM)	Pressure Drop (kPa)	TC (W)	SHC (W)	Water Flow Rate (LPM)	Pressure Drop (kPa)
9	4	24	24	4,438	3,174	22.5	20.4	5,396	3,809	24.0	23.0	6,455	4,443	29.5	34.2	7,111	4,779	32.5
		25	25	5,030	3,734	25.8	26.3	6,115	4,481	27.5	29.7	7,316	5,227	33.7	44.5	8,059	5,623	37.1
		26	26	5,503	4,201	29.0	33.0	6,691	5,041	30.9	37.4	8,004	5,881	37.9	56.4	8,817	6,326	41.8
		27	27	5,917	4,667	32.2	40.6	7,195	5,601	34.3	46.1	8,607	6,534	42.2	70.0	9,481	7,028	46.4
		28	28	6,213	5,134	35.4	49.1	7,554	6,161	37.8	55.9	9,037	7,188	46.4	85.4	9,955	7,731	51.1
		29	29	6,509	5,647	38.7	58.6	7,914	6,777	41.2	66.8	9,467	7,906	50.6	102.7	10,429	8,504	55.7
		30	30	6,805	6,068	41.9	69.0	8,274	7,281	44.6	78.9	9,898	8,495	54.8	122.0	10,903	9,137	60.3
	5	24	24	4,186	3,136	14.1	8.8	6,150	4,393	18.6	14.4	6,052	4,369	20.2	16.7	6,657	4,630	22.2
		25	25	4,744	3,690	16.1	11.1	6,970	5,168	21.3	18.4	6,858	5,140	23.1	21.4	7,544	5,447	25.4
		26	26	5,190	4,151	18.1	13.7	7,626	5,814	23.9	22.9	7,504	5,782	26.0	26.8	8,254	6,128	28.6
		27	27	5,581	4,612	20.1	16.6	8,200	6,460	26.6	28.0	8,069	6,424	28.9	32.8	8,876	6,809	31.7
		28	28	5,860	5,074	22.1	19.8	8,610	7,106	29.3	33.6	8,472	7,067	31.8	39.5	9,319	7,490	34.9
		29	29	6,139	5,350	24.2	23.3	9,020	7,494	31.9	39.9	8,876	7,452	34.7	47.0	9,763	7,898	38.1
		30	30	6,418	5,627	26.2	27.1	9,430	7,881	34.6	46.8	9,279	7,838	37.6	55.2	10,207	8,307	41.3
	6	24	24	3,934	3,062	11.6	6.4	4,791	3,585	12.4	7.2	5,749	4,219	15.3	10.1	6,304	4,518	16.7
		25	25	4,458	3,602	13.3	8.0	5,430	4,217	14.2	9.0	6,516	4,964	17.4	12.8	7,144	5,315	19.1
		26	26	4,878	4,052	14.9	9.8	5,941	4,744	16.0	11.0	7,129	5,584	19.6	15.8	7,817	5,980	21.5
		27	27	5,245	4,503	16.6	11.7	6,388	5,271	17.8	13.2	7,665	6,205	21.8	19.2	8,405	6,644	23.9
		28	28	5,507	4,818	18.2	13.9	6,707	5,640	19.5	15.7	8,049	6,639	24.0	22.9	8,825	7,109	26.3
		29	29	5,769	5,088	19.9	16.2	7,027	5,957	21.3	18.4	8,432	7,011	26.1	27.0	9,246	7,508	28.7
		30	30	6,031	5,403	21.6	18.8	7,346	6,326	23.1	21.4	8,815	7,446	28.3	31.5	9,666	7,973	31.1
	7	24	24	3,530	2,763	9.0	4.2	4,236	3,248	9.6	4.7	5,093	3,846	11.8	6.5	5,598	4,107	12.9
		25	25	4,001	3,251	10.2	5.2	4,801	3,822	11.0	5.9	5,773	4,525	13.5	8.2	6,344	4,832	14.8
		26	26	4,377	3,657	11.5	6.3	5,253	4,299	12.4	7.1	6,316	5,090	15.1	10.0	6,941	5,436	16.6
		27	27	4,707	4,063	12.8	7.5	5,648	4,777	13.7	8.5	6,791	5,656	16.8	12.0	7,464	6,040	18.5
		28	28	4,942	4,348	14.1	8.8	5,931	5,112	15.1	10.0	7,131	6,052	18.5	14.2	7,837	6,463	20.3
		29	29	5,177	4,592	15.3	10.2	6,213	5,398	16.5	11.6	7,470	6,391	20.2	16.7	8,210	6,825	22.2
		30	30	5,413	4,876	16.6	11.8	6,495	5,733	17.9	13.4	7,810	6,787	21.9	19.3	8,583	7,248	24.0
	8	24	24	2,723	2,166	5.6	2.1	3,278	2,576	6.1	2.4	4,942	3,809	7.5	3.2	4,287	3,248	8.1
		25	25	3,086	2,548	6.4	2.6	3,715	3,031	7.0	2.9	5,601	4,481	8.5	3.9	4,858	3,822	9.3
		26	26	3,377	2,866	7.2	3.1	4,065	3,410	7.9	3.5	6,128	5,041	9.6	4.7	5,315	4,299	10.4
		27	27	3,631	3,185	8.1	3.6	4,371	3,789	8.8	4.1	6,590	5,601	10.7	5.6	5,715	4,777	11.6
		28	28	3,813	3,408	8.9	4.2	4,589	4,054	9.6	4.7	6,919	5,993	11.7	6.5	6,001	5,112	12.8
		29	29	3,994	3,599	9.7	4.8	4,808	4,281	10.5	5.5	7,248	6,329	12.8	7.5	6,287	5,398	13.9
		30	30	4,176	3,822	10.5	5.4	5,026	4,547	11.4	6.2	7,578	6,721	13.9	8.6	6,573	5,733	15.1

Note

1. TC : Total capacity(W), SHC : Sensible Heat Capacity(W)
2. Performances are based on the following conditions :
   1) Cooling
      - Inlet/Outlet Water Temp. 7°C / 12°C, Indoor Air Temp. 27°CDB / 19°CWB

6. Capacity Tables

◆ WFCB034L2TA, WFCB034R2TA

Inlet Water Temp. (℃)	Water Temp Differenc e (℃)	Air Temp (℃ DB)	Air Temp(17℃ WB)				Air Temp(19℃ WB)				Air Temp(21℃ WB)				Air Temp(23℃ WB)			
			TC (W)	SHC (W)	Water Flow Rate (LPM)	Press ure Drop (kPa)	TC (W)	SHC (W)	Water Flow Rate (LPM)	Press ure Drop (kPa)	TC (W)	SHC (W)	Water Flow Rate (LPM)	Press ure Drop (kPa)	TC (W)	SHC (W)	Water Flow Rate (LPM)	Press ure Drop (kPa)
5	4	24	10,595	6,485	32.7	41.8	11,568	7,349	35.8	50.2	13,839	8,574	40.5	64.4	15,244	9,223	46.7	86.8
		25	12,008	7,629	37.4	54.7	13,111	8,646	40.9	65.9	15,684	10,087	46.3	85.0	17,277	10,850	53.4	115.3
		26	13,138	8,583	42.0	69.6	14,345	9,727	46.1	84.2	17,160	11,348	52.1	109.2	18,903	12,207	60.1	148.9
		27	14,127	9,536	46.7	86.8	15,424	10,808	51.2	105.2	18,452	12,609	57.8	137.1	20,326	13,563	66.7	187.9
		28	14,833	10,490	51.4	106.2	16,196	11,889	56.3	129.2	19,374	13,870	63.6	169.0	21,342	14,919	73.4	232.6
		29	15,540	11,539	56.1	128.1	16,967	13,078	61.4	156.2	20,297	15,257	69.4	205.0	22,358	16,411	80.1	283.4
		30	16,246	12,397	60.7	152.5	17,738	14,050	66.5	186.5	21,219	16,392	75.2	245.5	23,374	17,632	86.8	340.6
	5	24	8,973	5,972	23.4	21.8	9,401	6,491	26.0	26.7	12,974	8,430	34.3	45.9	14,271	8,935	40.5	64.4
		25	10,170	7,026	26.7	28.1	10,655	7,637	29.7	34.5	14,704	9,918	39.2	60.1	16,174	10,511	46.3	85.0
		26	11,127	7,904	30.0	35.4	11,658	8,591	33.4	43.5	16,087	11,158	44.1	76.7	17,696	11,825	52.1	109.2
		27	11,965	8,782	33.4	43.5	12,535	9,546	37.1	53.8	17,298	12,397	48.9	95.7	19,028	13,139	57.8	137.1
		28	12,563	9,661	36.7	52.7	13,162	10,501	40.8	65.4	18,163	13,637	53.8	117.4	19,980	14,453	63.6	169.0
		29	13,161	10,627	40.0	63.0	13,789	11,551	44.5	78.3	19,028	15,001	58.7	141.7	20,931	15,898	69.4	205.0
		30	13,759	11,417	43.4	74.3	14,415	12,410	48.2	92.7	19,893	16,117	63.6	169.0	21,882	17,081	75.2	245.5
	6	24	8,433	5,764	20.2	16.8	10,271	6,917	24.3	23.5	12,325	8,142	28.7	32.3	13,514	8,718	32.7	41.8
		25	9,557	6,781	23.1	21.5	11,640	8,138	27.8	30.3	13,968	9,579	32.7	41.9	15,316	10,257	37.4	54.7
		26	10,457	7,629	26.0	26.8	12,736	9,155	31.2	38.2	15,283	10,776	36.8	53.1	16,758	11,539	42.0	69.6
		27	11,244	8,477	28.9	32.8	13,694	10,172	34.7	47.1	16,433	11,974	40.9	65.9	18,019	12,821	46.7	86.8
		28	11,806	9,325	31.8	39.6	14,379	11,189	38.2	57.1	17,255	13,171	45.0	80.3	18,920	14,103	51.4	106.2
		29	12,368	10,257	34.7	47.1	15,064	12,308	41.6	68.3	18,077	14,488	49.1	96.5	19,821	15,514	56.1	128.1
		30	12,930	11,020	37.6	55.4	15,749	13,224	45.1	80.6	18,898	15,566	53.2	114.5	20,722	16,668	60.7	152.5
	7	24	7,568	5,332	16.8	12.0	9,082	6,269	18.1	13.6	10,920	7,421	22.1	19.7	12,001	7,926	24.3	23.5
		25	8,577	6,273	19.2	15.3	10,292	7,375	20.6	17.4	12,375	8,731	25.3	25.3	13,601	9,325	27.8	30.3
		26	9,384	7,057	21.6	18.9	11,261	8,297	23.2	21.6	13,540	9,823	28.4	31.8	14,881	10,490	31.2	38.2
		27	10,091	7,841	24.0	23.0	12,109	9,219	25.8	26.4	14,559	10,914	31.6	39.0	16,001	11,656	34.7	47.1
		28	10,595	8,625	26.4	27.6	12,714	10,140	28.4	31.7	15,287	12,005	34.8	47.2	16,801	12,821	38.2	57.1
		29	11,100	9,488	28.8	32.6	13,320	11,154	31.0	37.5	16,015	13,206	37.9	56.3	17,601	14,103	41.6	68.3
		30	11,604	10,193	31.2	38.2	13,925	11,984	33.5	44.0	16,743	14,188	41.1	66.3	18,401	15,152	45.1	80.6
	8	24	5,838	4,179	10.6	5.5	7,027	4,972	11.5	6.3	10,595	7,349	14.0	8.8	9,190	6,269	15.3	10.1
		25	6,617	4,917	12.1	6.9	7,964	5,849	13.2	7.9	12,008	8,646	16.0	11.0	10,415	7,375	17.4	12.8
		26	7,239	5,531	13.6	8.3	8,714	6,580	14.8	9.6	13,138	9,727	18.0	13.6	11,395	8,297	19.6	15.8
		27	7,784	6,146	15.1	10.0	9,370	7,311	16.5	11.6	14,127	10,808	20.0	16.4	12,253	9,219	21.8	19.2
		28	8,173	6,760	16.6	11.8	9,838	8,042	18.1	13.7	14,833	11,889	22.0	19.6	12,866	10,140	24.0	22.9
		29	8,563	7,436	18.2	13.8	10,307	8,847	19.8	16.0	15,540	13,078	24.0	23.0	13,478	11,154	26.2	27.1
		30	8,952	7,989	19.7	15.9	10,775	9,505	21.4	18.6	16,246	14,050	26.0	26.8	14,091	11,984	28.3	31.6
6	4	24	7,931	5,480	30.6	36.8	9,644	6,576	36.0	50.6	11,537	7,672	42.6	71.7	12,708	8,253	48.0	91.7
		25	8,989	6,447	35.0	48.0	10,930	7,737	41.1	66.5	13,075	9,026	48.7	94.9	14,403	9,709	54.8	122.0
		26	9,835	7,253	39.4	60.9	11,958	8,704	46.3	85.0	14,305	10,155	54.8	122.0	15,758	10,923	61.7	157.8
		27	10,575	8,059	43.8	75.7	12,858	9,671	51.4	106.2	15,382	11,283	60.9	153.5	16,944	12,136	68.5	199.2
		28	11,104	8,865	48.2	92.5	13,501	10,638	56.5	130.5	16,151	12,411	67.0	189.5	17,792	13,350	75.4	246.9
		29	11,633	9,752	52.5	111.4	14,144	11,702	61.7	157.8	16,920	13,652	73.1	230.3	18,639	14,685	82.2	301.0
		30	12,161	10,477	56.9	132.4	14,787	12,572	66.8	188.3	17,689	14,668	79.2	276.1	19,486	15,777	89.1	362.0
	5	24	7,481	5,416	20.0	16.4	8,584	6,140	24.0	23.0	10,816	7,543	32.5	41.3	11,897	7,995	35.7	49.9
		25	8,478	6,372	22.8	20.9	9,728	7,224	27.4	29.7	12,258	8,875	37.2	54.0	13,483	9,406	40.8	65.5
		26	9,276	7,168	25.7	26.2	10,644	8,127	30.9	37.3	13,411	9,984	41.8	68.8	14,752	10,581	45.9	83.7
		27	9,974	7,964	28.6	32.0	11,445	9,030	34.3	46.0	14,421	11,093	46.4	85.7	15,863	11,757	51.0	104.6
		28	10,473	8,761	31.4	38.6	12,017	9,933	37.7	55.7	15,142	12,203	51.1	104.9	16,656	12,933	56.1	128.4
		29	10,972	9,637	34.3	45.9	12,590	10,926	41.2	66.6	15,863	13,423	55.7	126.5	17,449	14,226	61.2	155.2
		30	11,470	10,354	37.1	53.9	13,162	11,739	44.6	78.7	16,584	14,421	60.4	150.6	18,242	15,284	66.3	185.2
	6	24	7,030	5,287	18.7	14.5	8,562	6,190	20.0	16.4	10,275	7,286	24.5	23.9	11,266	7,801	26.9	28.6
		25	7,967	6,220	21.3	18.4	9,704	7,282	22.8	20.9	11,645	8,571	28.0	30.9	12,768	9,178	30.8	37.0
		26	8,717	6,997	24.0	22.9	10,617	8,192	25.7	26.2	12,741	9,643	31.5	38.9	13,970	10,325	34.6	46.8
		27	9,373	7,775	26.7	28.0	11,416	9,102	28.6	32.0	13,700	10,714	35.0	48.0	15,022	11,473	38.5	57.9
		28	9,842	8,552	29.3	33.7	11,987	10,012	31.4	38.6	14,385	11,786	38.5	58.2	15,773	12,620	42.3	70.5
		29	10,311	9,408	32.0	40.0	12,558	11,014	34.3	45.9	15,070	12,964	42.0	69.6	16,524	13,882	46.1	84.5
		30	10,779	10,107	34.6	46.9	13,129	11,833	37.1	53.9	15,755	13,928	45.5	82.2	17,275	14,914	50.0	100.1
	7	24	6,309	4,771	14.4	9.2	7,571	5,609	15.5	10.4	9,103	6,641	18.9	14.8	10,004	7,092	20.8	17.6
		25	7,150	5,613	16.4	11.6	8,580	6,599	17.7	13.1	10,317	7,813	21.6	18.9	11,338	8,344	23.8	22.5
		26	7,823	6,315	18.5	14.2	9,388	7,424	19.9	16.2	11,288	8,789	24.3	23.6	12,405	9,387	26.7	28.2
		27	8,412	7,016	20.6	17.2	10,094	8,249	22.1	19.7	12,137	9,766	27.0	28.8	13,339	10,430	29.7	34.6
		28	8,833	7,718	22.6	20.6	10,599	9,074	24.3	23.5	12,744	10,743	29.7	34.7	14,006	11,473	32.7	41.7
		29	9,253	8,490	24.7	24.2	11,104	9,981	26.5	27.7	13,351	11,817	32.4	41.1	14,673	12,620	35.6	49.7
		30	9,674	9,121	26.7	28.2	11,609	10,724	28.7	32.4	13,958	12,696	35.1	48.3	15,340	13,559	38.6	58.4
	8	24	4,867	3,740	9.1	4.3	5,858	4,449	9.9	4.9	8,833	6,576	12.0	6.8	7,661	5,609	13.1	7.8
		25	5,516	4,399	10.4	5.3	6,640	5,234	11.3	6.1	10,010	7,737	13.7	8.4	8,682	6,599	14.9	9.8
		26	6,035	4,949	11.6	6.4	7,264	5,888	12.7	7.4	10,953	8,704	15.4	10.3	9,500	7,424	16.8	12.0
		27	6,489	5,499	12.9	7.7	7,811	6,542	14.1	8.8	11,777	9,671	17.1	12.4	10,215	8,249	18.7	14.5
		28	6,814	6,049	14.2	9.0	8,202	7,196	15.5	10.4	12,366	10,638	18.8	14.7	10,725	9,074	20.5	17.2
		29	7,138	6,654	15.5	10.5	8,592	7,916	16.9	12.1	12,955	11,702	20.6	17.2	11,236	9,981	22.4	20.2
		30	7,463	6,984	16.8	12.0	8,983	8,309	18.3	14.0	13,543	12,282	22.3	20.0	11,747	10,476	24.3	23.4

Note

1. TC : Total capacity(W), SHC : Sensible Heat Capacity(W)
2. Performances are based on the following conditions :
   1) Cooling
      - Inlet/Outlet Water Temp. 7°C / 12°C, Indoor Air Temp. 27°CDB / 19°CWB

6. Capacity Tables

Inlet Water Temp. (℃)	Water Temp Difference (℃)	Air Temp (℃ DB)	Air Temp(17℃ WB)				Air Temp(19℃ WB)				Air Temp(21℃ WB)				Air Temp(23℃ WB)			
			TC (W)	SHC (W)	Water Flow Rate (LPM)	Pressure Drop (kPa)	TC (W)	SHC (W)	Water Flow Rate (LPM)	Pressure Drop (kPa)	TC (W)	SHC (W)	Water Flow Rate (LPM)	Pressure Drop (kPa)	TC (W)	SHC (W)	Water Flow Rate (LPM)	Pressure Drop (kPa)
7	4	24	7,194	4,971	29.4	33.9	8,747	5,965	31.4	38.5	10,464	6,959	38.5	58.1	11,527	7,485	42.4	70.8
		25	8,153	5,848	33.6	44.2	9,914	7,018	35.8	50.2	11,859	8,187	44.0	76.5	13,064	8,806	48.5	93.7
		26	8,921	6,579	37.8	56.0	10,847	7,895	40.3	63.9	12,975	9,211	49.5	98.1	14,293	9,907	54.5	120.5
		27	9,592	7,310	42.0	69.6	11,663	8,772	44.8	79.5	13,952	10,234	55.0	122.9	15,369	11,008	60.6	151.6
		28	10,072	8,041	46.2	84.9	12,246	9,649	49.3	97.2	14,650	11,257	60.5	151.2	16,137	12,109	66.6	187.1
		29	10,551	8,845	50.4	102.0	12,829	10,614	53.8	117.0	15,347	12,383	66.0	183.2	16,906	13,320	72.7	227.3
		30	11,031	9,503	54.6	121.1	13,412	11,404	58.2	139.2	16,045	13,304	71.5	219.1	17,674	14,310	78.7	272.5
	5	24	6,785	4,912	18.4	14.1	8,175	5,848	21.6	18.9	9,810	6,842	26.4	27.5	10,791	7,252	29.0	33.0
		25	7,690	5,779	21.0	17.9	9,265	6,880	24.7	24.3	11,118	8,050	30.2	35.6	12,230	8,531	33.1	42.9
		26	8,414	6,502	23.6	22.3	10,137	7,740	27.8	30.4	12,164	9,056	33.9	45.0	13,381	9,598	37.3	54.4
		27	9,047	7,224	26.3	27.3	10,900	8,600	30.9	37.8	13,080	10,062	37.7	55.6	14,388	10,664	41.4	67.5
		28	9,499	7,946	28.9	32.8	11,445	9,460	34.0	45.2	13,734	11,068	41.5	67.7	15,107	11,730	45.5	82.3
		29	9,952	8,741	31.5	38.9	11,990	10,406	37.1	53.8	14,388	12,175	45.2	81.1	15,827	12,903	49.7	98.9
		30	10,404	9,391	34.1	45.6	12,535	11,180	40.2	63.4	15,042	13,081	49.0	96.0	16,546	13,863	53.8	117.3
	6	24	6,377	4,795	15.1	10.0	7,766	5,614	16.2	11.3	9,320	6,608	19.9	16.2	10,219	7,076	21.8	19.3
		25	7,227	5,642	17.3	12.6	8,802	6,605	18.5	14.3	10,562	7,774	22.7	20.8	11,581	8,325	25.0	24.8
		26	7,907	6,347	19.5	15.6	9,630	7,430	20.9	17.7	11,556	8,746	25.6	25.9	12,671	9,365	28.1	31.0
		27	8,502	7,052	21.6	18.9	10,355	8,256	23.2	21.5	12,426	9,718	28.4	31.8	13,625	10,406	31.2	38.1
		28	8,927	7,757	23.8	22.6	10,873	9,082	25.5	25.8	13,047	10,690	31.3	38.3	14,306	11,447	34.3	46.1
		29	9,352	8,533	26.0	26.7	11,391	9,990	27.8	30.4	13,669	11,759	34.1	45.5	14,988	12,591	37.5	54.9
		30	9,777	9,168	28.1	31.1	11,908	10,733	30.1	35.6	14,290	12,633	37.0	53.4	15,669	13,528	40.6	64.7
	7	24	5,723	4,328	11.7	6.5	6,867	5,088	12.5	7.3	8,257	6,023	15.4	10.3	9,074	6,433	16.9	12.1
		25	6,486	5,091	13.3	8.1	7,783	5,986	14.3	9.1	9,358	7,086	17.6	13.0	10,284	7,568	19.3	15.3
		26	7,096	5,728	15.0	9.9	8,515	6,734	16.1	11.2	10,238	7,972	19.7	16.0	11,252	8,514	21.7	19.0
		27	7,630	6,364	16.7	11.8	9,156	7,482	17.9	13.4	11,009	8,858	21.9	19.4	12,099	9,460	24.1	23.2
		28	8,012	7,000	18.4	14.0	9,614	8,230	19.7	16.0	11,559	9,744	24.1	23.2	12,704	10,406	26.5	27.8
		29	8,393	7,700	20.0	16.4	10,072	9,053	21.5	18.7	12,110	10,718	26.3	27.4	13,309	11,447	28.9	32.8
		30	8,775	8,273	21.7	19.0	10,529	9,727	23.3	21.7	12,660	11,515	28.5	32.0	13,914	12,298	31.3	38.4
	8	24	4,415	3,392	7.4	3.1	5,314	4,035	8.0	3.6	8,012	5,965	9.7	4.8	6,949	5,088	10.6	5.5
		25	5,003	3,990	8.4	3.8	6,022	4,747	9.1	4.4	9,080	7,018	11.1	6.0	7,875	5,986	12.1	6.9
		26	5,474	4,489	9.5	4.6	6,589	5,341	10.3	5.3	9,934	7,895	12.5	7.2	8,616	6,734	13.6	8.4
		27	5,886	4,988	10.5	5.4	7,085	5,934	11.4	6.2	10,682	8,772	13.9	8.6	9,265	7,482	15.1	10.0
		28	6,180	5,487	11.6	6.4	7,439	6,527	12.6	7.3	11,216	9,649	15.3	10.2	9,728	8,230	16.7	11.8
		29	6,475	6,035	12.6	7.3	7,794	7,180	13.7	8.5	11,750	10,614	16.7	11.8	10,192	9,053	18.2	13.8
		30	6,769	6,335	13.7	8.4	8,148	7,536	14.9	9.7	12,284	11,140	18.1	13.7	10,655	9,502	19.7	15.9
8	4	24	5,827	4,207	27.7	30.2	7,085	5,049	29.5	34.2	8,476	5,890	36.2	51.3	9,337	6,336	39.9	62.5
		25	6,604	4,950	31.6	39.1	8,030	5,940	33.7	44.5	9,606	6,930	41.4	67.4	10,582	7,454	45.6	82.4
		26	7,226	5,568	35.6	49.5	8,786	6,682	37.9	56.4	10,510	7,796	46.6	86.2	11,577	8,385	51.3	105.8
		27	7,770	6,187	39.5	61.3	9,447	7,425	42.2	70.0	11,301	8,662	51.8	107.8	12,449	9,317	57.0	132.7
		28	8,158	6,806	43.5	74.7	9,919	8,167	46.4	85.4	11,866	9,528	56.9	132.4	13,071	10,249	62.7	163.5
		29	8,546	7,486	47.4	89.7	10,392	8,984	50.6	102.7	12,431	10,481	62.1	160.2	13,694	11,274	68.4	198.3
		30	8,935	8,043	51.4	106.3	10,864	9,652	54.8	122.0	12,996	11,261	67.3	191.2	14,316	12,112	74.1	237.3
	5	24	5,496	4,158	17.3	12.6	7,358	5,380	21.0	17.9	7,946	5,791	24.8	24.5	8,741	6,138	27.3	29.3
		25	6,229	4,892	19.8	16.0	8,339	6,330	24.0	22.9	9,006	6,813	28.4	31.6	9,906	7,221	31.2	38.0
		26	6,815	5,503	22.2	19.9	9,123	7,121	27.0	28.7	9,853	7,665	31.9	39.9	10,838	8,123	35.1	48.1
		27	7,328	6,114	24.7	24.3	9,810	7,912	30.0	35.2	10,595	8,516	35.5	49.2	11,654	9,026	39.0	59.5
		28	7,694	6,726	27.2	29.1	10,301	8,703	33.0	42.5	11,125	9,368	39.0	59.7	12,237	9,929	42.9	72.4
		29	8,061	7,398	29.7	34.5	10,791	9,574	36.0	50.6	11,654	10,305	42.6	71.4	12,820	10,921	46.8	86.9
		30	8,427	7,949	32.1	40.4	11,282	10,286	39.0	59.5	12,184	11,071	46.1	84.4	13,402	11,734	50.6	103.0
	6	24	5,165	4,059	14.2	9.0	6,291	4,752	15.3	10.1	7,549	5,593	18.7	14.5	8,277	5,989	20.6	17.2
		25	5,854	4,775	16.3	11.3	7,129	5,590	17.4	12.8	8,555	6,580	21.4	18.6	9,381	7,046	23.5	22.1
		26	6,405	5,372	18.3	14.0	7,800	6,289	19.6	15.8	9,361	7,403	24.1	23.1	10,264	7,927	26.4	27.6
		27	6,887	5,969	20.4	16.9	8,388	6,988	21.8	19.2	10,065	8,225	26.7	28.2	11,036	8,808	29.4	33.8
		28	7,231	6,566	22.4	20.2	8,807	7,687	24.0	22.9	10,568	9,048	29.4	34.0	11,588	9,688	32.3	40.8
		29	7,575	6,924	24.4	23.7	9,226	8,106	26.2	27.1	11,072	9,541	32.1	40.3	12,140	10,217	35.2	48.5
		30	7,920	7,342	26.5	27.6	9,646	8,875	28.3	31.6	11,575	10,446	34.8	47.3	12,692	11,186	38.2	57.1
	7	24	4,635	3,663	11.0	5.9	5,562	4,306	11.8	6.6	6,688	5,098	14.4	9.2	7,350	5,445	15.9	10.9
		25	5,253	4,309	12.6	7.3	6,304	5,066	13.5	8.2	7,580	5,998	16.5	11.6	8,330	6,406	18.1	13.7
		26	5,748	4,848	14.1	8.9	6,897	5,699	15.2	10.0	8,293	6,748	18.6	14.3	9,114	7,206	20.4	17.0
		27	6,180	5,386	15.7	10.7	7,416	6,333	16.9	12.1	8,917	7,497	20.6	17.4	9,800	8,007	22.7	20.7
		28	6,489	5,925	17.3	12.6	7,787	6,966	18.5	14.3	9,363	8,247	22.7	20.7	10,290	8,808	24.9	24.7
		29	6,798	6,248	18.8	14.7	8,158	7,346	20.2	16.7	9,809	8,697	24.8	24.4	10,780	9,288	27.2	29.2
		30	7,107	6,625	20.4	17.0	8,529	7,789	21.9	19.4	10,255	9,222	26.8	28.4	11,270	10,009	29.5	34.1
	8	24	3,576	2,871	6.9	2.9	4,304	3,415	7.5	3.3	6,489	5,049	9.2	4.4	5,628	4,306	10.0	5.0
		25	4,053	3,377	7.9	3.5	4,878	4,018	8.6	4.0	7,355	5,940	10.5	5.4	6,379	5,066	11.4	6.2
		26	4,434	3,800	8.9	4.2	5,337	4,520	9.7	4.8	8,047	6,682	11.8	6.5	6,979	5,699	12.8	7.5
		27	4,768	4,222	9.9	4.9	5,739	5,023	10.8	5.7	8,652	7,425	13.1	7.8	7,505	6,333	14.2	9.0
		28	5,006	4,644	10.9	5.8	6,026	5,525	11.8	6.6	9,085	8,167	14.4	9.2	7,880	6,966	15.7	10.6
		29	5,244	4,897	11.9	6.6	6,313	5,826	12.9	7.6	9,518	8,613	15.7	10.7	8,255	7,346	17.1	12.4
		30	5,483	5,151	12.9	7.6	6,600	6,127	14.0	8.7	9,950	9,058	17.0	12.3	8,630	7,789	18.5	14.3

Note

1. TC : Total capacity(W), SHC : Sensible Heat Capacity(W)
2. Performances are based on the following conditions :
   1) Cooling
      - Inlet/Outlet Water Temp. 7°C / 12°C, Indoor Air Temp. 27°CDB / 19°CWB

6. Capacity Tables

Inlet Water Temp. (℃)	Water Temp Difference (℃)	Air Temp (℃ DB)	Air Temp(17℃ WB)				Air Temp(19℃ WB)				Air Temp(21℃ WB)				Air Temp(23℃ WB)			
			TC (W)	SHC (W)	Water Flow Rate (LPM)	Pressure Drop (kPa)	TC (W)	SHC (W)	Water Flow Rate (LPM)	Pressure Drop (kPa)	TC (W)	SHC (W)	Water Flow Rate (LPM)	Pressure Drop (kPa)	TC (W)	SHC (W)	Water Flow Rate (LPM)	Pressure Drop (kPa)
9	4	24	4,837	3,591	23.3	21.7	5,882	4,310	24.8	24.5	7,036	5,028	30.5	36.4	7,751	5,408	33.6	44.1
		25	5,482	4,225	26.6	28.0	6,666	5,070	28.4	31.7	7,974	5,915	34.9	47.5	8,784	6,363	38.4	57.7
		26	5,998	4,753	30.0	35.2	7,293	5,704	31.9	39.9	8,725	6,655	39.2	60.3	9,611	7,158	43.2	73.6
		27	6,450	5,281	33.3	43.3	7,842	6,338	35.5	49.2	9,381	7,394	43.6	75.0	10,334	7,953	48.0	91.8
		28	6,772	5,810	36.6	52.5	8,234	6,972	39.0	59.8	9,850	8,133	47.9	91.6	10,851	8,749	52.8	112.4
		29	7,095	6,391	39.9	62.6	8,626	7,669	42.6	71.5	10,319	8,947	52.3	110.2	11,368	9,623	57.6	135.7
		30	7,417	6,866	43.3	73.9	9,019	8,239	46.1	84.5	10,789	9,612	56.6	131.0	11,884	10,339	62.4	161.7
	5	24	4,562	3,549	14.6	9.4	6,704	4,971	19.3	15.3	6,596	4,943	20.9	17.8	7,256	5,239	23.0	21.1
		25	5,171	4,175	16.6	11.8	7,597	5,848	22.0	19.5	7,476	5,816	23.9	22.8	8,223	6,164	26.2	27.2
		26	5,657	4,697	18.7	14.5	8,312	6,579	24.8	24.4	8,179	6,543	26.9	28.5	8,997	6,934	29.5	34.2
		27	6,083	5,219	20.8	17.6	8,938	7,310	27.5	29.8	8,795	7,270	29.9	34.9	9,674	7,705	32.8	42.1
		28	6,387	5,741	22.9	21.0	9,385	8,041	30.3	35.9	9,235	7,997	32.8	42.2	10,158	8,475	36.1	50.9
		29	6,692	6,054	25.0	24.8	9,832	8,480	33.0	42.6	9,674	8,433	35.8	50.2	10,642	8,937	39.4	60.8
		30	6,996	6,368	27.0	28.8	10,279	8,918	35.8	50.0	10,114	8,869	38.8	59.1	11,126	9,400	42.6	71.7
	6	24	4,288	3,465	12.0	6.8	5,222	4,056	12.8	7.6	6,266	4,774	15.8	10.7	6,871	5,112	17.3	12.6
		25	4,859	4,076	13.7	8.4	5,918	4,772	14.7	9.5	7,102	5,617	18.0	13.6	7,787	6,015	19.8	16.1
		26	5,317	4,586	15.4	10.3	6,475	5,368	16.5	11.6	7,770	6,319	20.3	16.8	8,520	6,767	22.2	19.9
		27	5,717	5,095	17.1	12.4	6,963	5,965	18.4	14.0	8,355	7,021	22.5	20.4	9,161	7,518	24.7	24.3
		28	6,003	5,452	18.8	14.7	7,311	6,383	20.2	16.7	8,773	7,513	24.8	24.4	9,620	8,045	27.2	29.1
		29	6,288	5,757	20.6	17.2	7,659	6,740	22.0	19.6	9,191	7,934	27.0	28.8	10,078	8,496	29.7	34.5
		30	6,574	6,114	22.3	20.0	8,007	7,158	23.9	22.7	9,609	8,426	29.3	33.6	10,536	9,022	32.1	40.4
	7	24	3,848	3,127	9.3	4.5	4,617	3,676	9.9	5.0	5,552	4,352	12.2	6.9	6,102	4,648	13.4	8.1
		25	4,361	3,678	10.6	5.5	5,233	4,325	11.4	6.2	6,292	5,120	13.9	8.6	6,915	5,468	15.3	10.2
		26	4,771	4,138	11.9	6.7	5,726	4,865	12.8	7.5	6,884	5,760	15.6	10.6	7,566	6,151	17.2	12.5
		27	5,130	4,598	13.2	7.9	6,156	5,406	14.2	9.0	7,402	6,400	17.4	12.7	8,135	6,835	19.1	15.1
		28	5,387	4,920	14.5	9.3	6,464	5,784	15.6	10.6	7,773	6,848	19.1	15.1	8,542	7,313	21.0	17.9
		29	5,643	5,196	15.9	10.8	6,772	6,108	17.0	12.3	8,143	7,232	20.9	17.7	8,949	7,723	22.9	21.1
		30	5,900	5,518	17.2	12.5	7,080	6,487	18.5	14.2	8,513	7,680	22.6	20.5	9,356	8,202	24.8	24.5
	8	24	2,968	2,451	5.8	2.2	3,573	2,915	6.3	2.5	5,387	4,310	7.7	3.4	4,672	3,676	8.4	3.8
		25	3,364	2,883	6.7	2.7	4,049	3,430	7.2	3.1	6,105	5,070	8.8	4.1	5,295	4,325	9.6	4.7
		26	3,681	3,243	7.5	3.2	4,430	3,859	8.2	3.7	6,680	5,704	9.9	5.0	5,794	4,865	10.8	5.7
		27	3,958	3,604	8.3	3.8	4,764	4,287	9.1	4.3	7,183	6,338	11.0	5.9	6,230	5,406	12.0	6.8
		28	4,156	3,856	9.2	4.4	5,002	4,587	10.0	5.0	7,542	6,781	12.1	6.9	6,541	5,784	13.2	7.9
		29	4,354	4,072	10.0	5.0	5,240	4,845	10.9	5.7	7,901	7,162	13.2	7.9	6,853	6,108	14.4	9.2
		30	4,551	4,325	10.8	5.7	5,479	5,145	11.8	6.5	8,260	7,605	14.3	9.1	7,164	6,487	15.6	10.5

Note

1. TC : Total capacity(W), SHC : Sensible Heat Capacity(W)
2. Performances are based on the following conditions :
   1) Cooling
      - Inlet/Outlet Water Temp. 7°C / 12°C, Indoor Air Temp. 27°CDB / 19°CWB

6. Capacity Tables

◆ WFCB039L2TA, WFCB039R2TA

Inlet Water Temp. (℃)	Water Temp Difference (℃)	Air Temp (℃ DB)	Air Temp(17℃ WB)				Air Temp(19℃ WB)				Air Temp(21℃ WB)				Air Temp(23℃ WB)			
			TC (W)	SHC (W)	Water Flow Rate (LPM)	Pressure Drop (kPa)	TC (W)	SHC (W)	Water Flow Rate (LPM)	Pressure Drop (kPa)	TC (W)	SHC (W)	Water Flow Rate (LPM)	Pressure Drop (kPa)	TC (W)	SHC (W)	Water Flow Rate (LPM)	Pressure Drop (kPa)
5	4	24	12,345	7,390	37.4	40.4	13,479	8,375	40.9	48.1	16,124	9,771	46.3	60.9	17,762	10,510	53.4	80.2
		25	13,991	8,694	42.7	52.2	15,276	9,853	46.8	62.2	18,274	11,495	52.9	78.7	20,130	12,364	61.0	103.8
		26	15,308	9,780	48.0	65.5	16,713	11,084	52.6	78.0	19,994	12,932	59.5	98.9	22,024	13,910	68.6	130.5
		27	16,460	10,867	53.4	80.2	17,971	12,316	58.5	95.6	21,499	14,369	66.1	121.3	23,682	15,455	76.2	160.3
		28	17,283	11,954	58.7	96.4	18,870	13,548	64.3	115.0	22,573	15,806	72.7	146.0	24,866	17,001	83.9	193.1
		29	18,106	13,149	64.0	114.2	19,769	14,902	70.1	136.2	23,648	17,386	79.3	173.0	26,050	18,701	91.5	228.9
		30	18,929	14,127	69.4	133.4	20,667	16,011	76.0	159.2	24,723	18,679	85.9	202.3	27,234	20,092	99.1	267.8
	5	24	10,455	6,805	26.7	21.4	10,954	7,397	29.7	26.1	15,116	9,607	39.1	44.2	16,628	10,181	46.3	60.9
		25	11,849	8,006	30.5	27.5	12,414	8,702	33.9	33.6	17,132	11,302	44.7	57.1	18,845	11,978	52.9	78.7
		26	12,965	9,007	34.3	34.4	13,583	9,790	38.1	42.0	18,744	12,715	50.3	71.6	20,618	13,475	59.5	98.9
		27	13,940	10,008	38.1	42.0	14,605	10,878	42.4	51.4	20,155	14,127	55.9	87.7	22,170	14,972	66.1	121.3
		28	14,637	11,009	41.9	50.4	15,335	11,966	46.6	61.7	21,163	15,540	61.5	105.5	23,279	16,470	72.7	146.0
		29	15,335	12,109	45.7	59.6	16,066	13,162	50.8	73.0	22,170	17,094	67.1	125.0	24,387	18,117	79.3	173.0
		30	16,032	13,010	49.6	69.5	16,796	14,141	55.1	85.2	23,178	18,365	72.7	146.0	25,496	19,464	85.9	202.3
	6	24	9,826	6,569	23.1	16.4	11,967	7,882	27.8	23.0	14,360	9,278	32.7	31.5	15,746	9,935	37.4	40.4
		25	11,136	7,728	26.4	21.0	13,563	9,273	31.7	29.6	16,275	10,915	37.4	40.6	17,845	11,688	42.7	52.2
		26	12,184	8,694	29.7	26.2	14,839	10,432	35.7	37.1	17,807	12,280	42.1	50.8	19,525	13,149	48.0	65.5
		27	13,101	9,660	33.0	32.0	15,956	11,592	39.6	45.3	19,147	13,644	46.8	62.2	20,995	14,610	53.4	80.2
		28	13,756	10,626	36.3	38.4	16,754	12,751	43.6	54.4	20,105	15,009	51.4	74.7	22,044	16,071	58.7	96.4
		29	14,411	11,688	39.6	45.3	17,552	14,026	47.6	64.3	21,062	16,510	56.1	88.4	23,094	17,678	64.0	114.2
		30	15,066	12,558	43.0	52.8	18,349	15,069	51.5	75.0	22,019	17,738	60.8	103.2	24,144	18,993	69.4	133.4
	7	24	8,818	6,076	19.2	11.6	10,581	7,143	20.6	13.3	12,723	8,457	25.3	19.3	13,982	9,032	27.8	23.0
		25	9,993	7,148	22.0	14.9	11,992	8,404	23.6	17.0	14,419	9,949	28.9	24.8	15,847	10,626	31.7	29.6
		26	10,934	8,042	24.7	18.5	13,121	9,454	26.5	21.2	15,776	11,193	32.5	31.0	17,338	11,954	35.7	37.1
		27	11,757	8,935	27.4	22.6	14,108	10,505	29.5	25.8	16,964	12,437	36.1	37.9	18,643	13,282	39.6	45.3
		28	12,345	9,829	30.2	27.0	14,814	11,555	32.4	30.9	17,812	13,680	39.7	45.4	19,575	14,610	43.6	54.4
		29	12,933	10,812	32.9	31.8	15,519	12,711	35.4	36.5	18,660	15,049	43.3	53.6	20,508	16,071	47.6	64.3
		30	13,521	11,616	35.7	37.1	16,225	13,656	38.3	42.5	19,508	16,168	46.9	62.6	21,440	17,267	51.5	75.0
	8	24	6,802	4,762	12.1	5.0	8,188	5,665	13.2	5.9	12,345	8,375	16.0	8.3	10,707	7,143	17.4	9.7
		25	7,709	5,603	13.8	6.4	9,280	6,665	15.0	7.4	13,991	9,853	18.3	10.6	12,135	8,404	19.9	12.4
		26	8,435	6,303	15.6	7.9	10,153	7,498	16.9	9.2	15,308	11,084	20.6	13.2	13,277	9,454	22.4	15.5
		27	9,070	7,003	17.3	9.6	10,917	8,331	18.8	11.2	16,460	12,316	22.9	16.1	14,276	10,505	24.9	18.8
		28	9,523	7,704	19.0	11.4	11,463	9,165	20.7	13.3	17,283	13,548	25.2	19.2	14,990	11,555	27.4	22.5
		29	9,977	8,474	20.7	13.4	12,009	10,081	22.6	15.7	18,106	14,902	27.4	22.6	15,704	12,711	29.9	26.5
		30	10,430	9,104	22.5	15.5	12,555	10,831	24.5	18.2	18,929	16,011	29.7	26.2	16,418	13,656	32.4	30.8
6	4	24	9,241	6,245	35.0	35.7	11,236	7,494	41.1	48.5	13,442	8,743	48.7	67.2	14,807	9,404	54.8	84.4
		25	10,473	7,347	40.0	46.1	12,735	8,816	47.0	62.7	15,234	10,286	55.7	87.0	16,781	11,064	62.6	109.3
		26	11,459	8,265	45.0	57.8	13,933	9,919	52.8	78.7	16,668	11,572	62.6	109.3	18,360	12,447	70.5	137.4
		27	12,322	9,184	50.0	70.8	14,982	11,021	58.7	96.4	17,922	12,857	69.6	134.1	19,742	13,830	78.3	168.8
		28	12,938	10,102	55.0	85.0	15,731	12,123	64.6	116.0	18,818	14,143	76.5	161.5	20,730	15,213	86.1	203.3
		29	13,554	11,112	60.0	100.6	16,480	13,335	70.5	137.4	19,714	15,557	83.5	191.4	21,717	16,734	93.9	241.0
		30	14,170	11,939	65.0	117.6	17,229	14,327	76.3	160.6	20,611	16,715	90.5	223.9	22,704	17,979	101.8	282.0
	5	24	8,716	6,172	22.8	16.0	10,001	6,997	27.4	22.5	12,602	8,596	37.1	40.0	13,862	9,110	40.8	47.8
		25	9,878	7,261	26.1	20.5	11,335	8,232	31.3	29.0	14,282	10,113	42.4	51.6	15,710	10,718	46.6	61.8
		26	10,808	8,168	29.4	25.6	12,402	9,261	35.3	36.2	15,626	11,377	47.8	64.7	17,189	12,058	52.5	77.5
		27	11,621	9,076	32.6	31.3	13,335	10,290	39.2	44.3	16,802	12,641	53.1	79.3	18,482	13,398	58.3	95.1
		28	12,203	9,983	35.9	37.5	14,002	11,319	43.1	53.2	17,642	13,905	58.4	95.3	19,406	14,737	64.1	114.4
		29	12,784	10,982	39.1	44.2	14,669	12,451	47.0	62.8	18,482	15,296	63.7	112.9	20,331	16,211	69.9	135.4
		30	13,365	11,799	42.4	51.5	15,335	13,377	50.9	73.3	19,322	16,434	69.0	131.9	21,255	17,417	75.8	158.3
	6	24	8,191	6,025	21.3	14.1	9,976	7,053	22.8	16.0	11,971	8,302	28.0	23.4	13,127	8,890	30.7	28.0
		25	9,283	7,088	24.4	18.0	11,306	8,298	26.1	20.5	13,568	9,767	32.0	30.2	14,877	10,459	35.1	36.0
		26	10,157	7,974	27.4	22.5	12,371	9,335	29.4	25.6	14,845	10,988	36.0	37.7	16,277	11,766	39.5	45.1
		27	10,921	8,860	30.4	27.4	13,302	10,372	32.6	31.3	15,962	12,209	40.0	46.1	17,502	13,073	43.9	55.1
		28	11,467	9,746	33.5	32.9	13,967	11,410	35.9	37.5	16,760	13,430	44.0	55.3	18,377	14,381	48.3	66.2
		29	12,014	10,720	36.5	38.8	14,632	12,551	39.1	44.2	17,558	14,773	48.0	65.4	19,252	15,819	52.7	78.3
		30	12,560	11,518	39.6	45.2	15,297	13,484	42.4	51.5	18,356	15,872	52.0	76.3	20,128	16,995	57.1	91.4
	7	24	7,351	5,437	16.4	8.7	8,821	6,392	17.7	10.0	10,606	7,567	21.6	14.5	11,656	8,082	23.7	17.2
		25	8,331	6,396	18.8	11.2	9,997	7,520	20.2	12.7	12,021	8,903	24.7	18.5	13,211	9,508	27.1	22.1
		26	9,115	7,196	21.1	13.9	10,938	8,460	22.7	15.8	13,152	10,016	27.8	23.1	14,454	10,696	30.5	27.6
		27	9,801	7,995	23.5	16.9	11,761	9,400	25.2	19.3	14,142	11,129	30.9	28.2	15,542	11,885	33.9	33.7
		28	10,291	8,795	25.8	20.1	12,350	10,340	27.7	23.0	14,849	12,241	34.0	33.7	16,319	13,073	37.3	40.4
		29	10,781	9,674	28.2	23.7	12,938	11,374	30.3	27.1	15,556	13,466	37.1	39.8	17,096	14,381	40.7	47.6
		30	11,271	10,394	30.5	27.6	13,526	12,220	32.8	31.6	16,263	14,467	40.1	46.4	17,873	15,450	44.1	55.5
	8	24	5,671	4,261	10.4	3.8	6,826	5,069	11.3	4.4	10,291	7,494	13.7	6.3	8,926	6,392	14.9	7.3
		25	6,427	5,013	11.8	4.8	7,736	5,964	12.9	5.6	11,663	8,816	15.7	8.0	10,116	7,520	17.0	9.3
		26	7,032	5,640	13.3	6.0	8,464	6,710	14.5	7.0	12,761	9,919	17.6	9.9	11,068	8,460	19.2	11.6
		27	7,561	6,267	14.8	7.2	9,101	7,455	16.1	8.4	13,722	11,021	19.6	12.0	11,901	9,400	21.3	14.1
		28	7,939	6,893	16.3	8.6	9,556	8,201	17.7	10.0	14,408	12,123	21.5	14.3	12,497	10,340	23.4	16.8
		29	8,317	7,583	17.7	10.1	10,011	9,021	19.3	11.7	15,094	13,335	23.5	16.9	13,092	11,374	25.6	19.8
		30	8,695	7,959	19.2	11.6	10,466	9,468	20.9	13.6	15,780	13,996	25.4	19.6	13,687	11,938	27.7	23.0

Note

1. TC : Total capacity(W), SHC : Sensible Heat Capacity(W)
2. Performances are based on the following conditions :
   1) Cooling
      - Inlet/Outlet Water Temp. 7°C / 12°C, Indoor Air Temp. 27°CDB / 19°CWB

6. Capacity Tables

Inlet Water Temp. (℃)	Water Temp Difference (℃)	Air Temp (℃ DB)	Air Temp(17℃ WB)				Air Temp(19℃ WB)				Air Temp(21℃ WB)				Air Temp(23℃ WB)			
			TC (W)	SHC (W)	Water Flow Rate (LPM)	Pressure Drop (kPa)	TC (W)	SHC (W)	Water Flow Rate (LPM)	Pressure Drop (kPa)	TC (W)	SHC (W)	Water Flow Rate (LPM)	Pressure Drop (kPa)	TC (W)	SHC (W)	Water Flow Rate (LPM)	Pressure Drop (kPa)
7	4	24	8,382	5,664	33.6	33.1	10,192	6,797	35.8	37.3	12,192	7,930	44.0	55.3	13,430	8,530	48.4	66.5
		25	9,500	6,664	38.4	42.6	11,551	7,997	40.9	48.2	13,818	9,330	50.3	71.4	15,221	10,035	55.4	86.0
		26	10,394	7,497	43.2	53.4	12,638	8,996	46.1	60.4	15,118	10,496	56.6	89.7	16,654	11,290	62.3	108.1
		27	11,176	8,330	48.0	65.4	13,589	9,996	51.2	74.0	16,256	11,662	62.8	110.0	17,907	12,544	69.2	132.6
		28	11,735	9,163	52.8	78.6	14,268	10,996	56.3	88.9	17,069	12,828	69.1	132.4	18,802	13,798	76.1	159.7
		29	12,294	10,079	57.6	93.0	14,948	12,095	61.4	105.3	17,882	14,111	75.4	156.8	19,698	15,178	83.0	189.3
		30	12,852	10,829	62.4	108.6	15,627	12,995	66.5	122.9	18,694	15,161	81.7	183.3	20,593	16,307	89.9	221.4
	5	24	7,906	5,598	21.0	13.7	9,525	6,664	24.7	18.5	11,430	7,797	30.1	26.9	12,573	8,263	33.1	32.2
		25	8,960	6,586	24.0	17.6	10,795	7,840	28.2	23.8	12,954	9,173	34.5	34.7	14,249	9,722	37.8	41.4
		26	9,803	7,409	27.0	21.9	11,811	8,820	31.8	29.7	14,173	10,319	38.8	43.4	15,591	10,937	42.6	51.9
		27	10,541	8,232	30.0	26.7	12,700	9,800	35.3	35.4	15,240	11,466	43.1	53.1	16,764	12,152	47.3	63.5
		28	11,068	9,055	33.0	32.0	13,335	10,780	38.8	43.5	16,002	12,613	47.4	63.7	17,602	13,367	52.0	76.4
		29	11,595	9,961	36.0	37.7	13,970	11,858	42.4	51.4	16,764	13,874	51.7	75.4	18,440	14,704	56.8	90.3
		30	12,122	10,702	39.0	43.9	14,605	12,740	45.9	59.9	17,526	14,906	56.0	88.0	19,279	15,798	61.5	105.5
	6	24	7,430	5,464	17.3	9.6	9,049	6,397	18.5	10.9	10,859	7,530	22.7	15.9	11,906	8,063	25.0	18.9
		25	8,420	6,429	19.8	12.3	10,255	7,526	21.2	13.9	12,306	8,859	26.0	20.4	13,494	9,486	28.5	24.3
		26	9,213	7,232	22.2	15.2	11,220	8,467	23.8	17.3	13,465	9,967	29.2	25.4	14,764	10,672	32.1	30.3
		27	9,906	8,036	24.7	18.5	12,065	9,408	26.5	21.1	14,478	11,074	32.5	31.0	15,875	11,858	35.7	37.0
		28	10,401	8,840	27.2	22.2	12,668	10,349	29.1	25.2	15,202	12,181	35.7	37.1	16,669	13,044	39.2	44.4
		29	10,897	9,724	29.7	26.1	13,272	11,384	31.8	29.7	15,926	13,400	39.0	43.8	17,463	14,348	42.8	52.4
		30	11,392	10,447	32.1	30.4	13,875	12,230	34.4	34.6	16,650	14,396	42.2	51.1	18,256	15,415	46.3	61.1
	7	24	6,668	4,931	13.3	6.0	8,001	5,798	14.3	6.8	9,620	6,864	17.5	9.8	10,573	7,330	19.3	11.7
		25	7,557	5,802	15.2	7.6	9,068	6,821	16.4	8.7	10,903	8,075	20.1	12.6	11,982	8,624	22.0	15.0
		26	8,268	6,527	17.2	9.5	9,921	7,673	18.4	10.8	11,929	9,085	22.6	15.6	13,110	9,702	24.8	18.6
		27	8,890	7,252	19.1	11.5	10,668	8,526	20.5	13.1	12,827	10,094	25.1	19.0	14,097	10,780	27.5	22.7
		28	9,335	7,977	21.0	13.7	11,201	9,379	22.5	15.6	13,468	11,103	27.6	22.8	14,802	11,858	30.3	27.2
		29	9,779	8,775	22.9	16.1	11,735	10,316	24.6	18.3	14,110	12,214	30.1	26.8	15,507	13,044	33.0	32.0
		30	10,224	9,428	24.8	18.6	12,268	11,084	26.6	21.3	14,751	13,122	32.6	31.2	16,212	14,014	35.8	37.3
	8	24	5,144	3,865	8.4	2.7	6,191	4,598	9.1	3.1	9,335	6,797	11.1	4.3	8,096	5,798	12.1	5.0
		25	5,829	4,547	9.6	3.4	7,017	5,410	10.4	3.9	10,579	7,997	12.7	5.5	9,176	6,821	13.8	6.4
		26	6,378	5,116	10.8	4.1	7,677	6,086	11.8	4.8	11,575	8,996	14.3	6.8	10,039	7,673	15.6	7.9
		27	6,858	5,684	12.0	5.0	8,255	6,762	13.1	5.8	12,446	9,996	15.9	8.2	10,795	8,526	17.3	9.6
		28	7,201	6,252	13.2	5.9	8,668	7,438	14.4	6.9	13,068	10,996	17.5	9.8	11,335	9,379	19.0	11.4
		29	7,544	6,878	14.4	6.9	9,081	8,182	15.7	8.0	13,691	12,095	19.1	11.5	11,875	10,316	20.8	13.4
		30	7,887	7,219	15.6	8.0	9,493	8,588	17.0	9.3	14,313	12,695	20.7	13.3	12,414	10,828	22.5	15.6
8	4	24	6,789	4,794	31.6	29.5	8,255	5,753	33.7	33.3	9,876	6,712	41.4	49.2	10,879	7,220	45.6	59.1
		25	7,695	5,640	36.1	38.0	9,356	6,768	38.5	42.9	11,192	7,897	47.3	63.5	12,329	8,494	52.1	76.5
		26	8,419	6,345	40.7	47.5	10,237	7,615	43.3	53.7	12,246	8,884	53.2	79.7	13,489	9,556	58.6	96.0
		27	9,053	7,051	45.2	58.2	11,007	8,461	48.2	65.8	13,167	9,871	59.1	97.7	14,505	10,617	65.1	117.8
		28	9,505	7,756	49.7	69.9	11,557	9,307	53.0	79.0	13,826	10,858	65.0	117.6	15,230	11,679	71.6	141.8
		29	9,958	8,531	54.2	82.6	12,108	10,237	57.8	93.5	14,484	11,944	70.9	139.3	15,955	12,847	78.1	168.0
		30	10,410	9,166	58.7	96.5	12,658	10,999	62.6	109.2	15,142	12,832	76.9	162.8	16,680	13,802	84.6	196.5
	5	24	6,404	4,738	19.8	12.2	8,573	6,131	24.0	17.5	9,258	6,599	28.4	24.0	10,184	6,994	31.2	28.7
		25	7,257	5,574	22.6	15.7	9,716	7,213	27.4	22.5	10,493	7,764	32.4	30.9	11,542	8,228	35.6	36.9
		26	7,941	6,271	25.4	19.5	10,630	8,114	30.8	28.1	11,480	8,734	36.5	38.6	12,628	9,257	40.1	46.2
		27	8,538	6,968	28.2	23.8	11,430	9,016	34.2	34.3	12,344	9,705	40.5	47.2	13,579	10,285	44.5	56.5
		28	8,965	7,664	31.1	28.5	12,002	9,918	37.7	41.1	12,962	10,675	44.6	56.7	14,258	11,314	49.0	67.9
		29	9,392	8,431	33.9	33.6	12,573	10,909	41.1	48.5	13,579	11,743	48.6	67.0	14,937	12,445	53.4	80.3
		30	9,819	9,058	36.7	39.1	13,145	11,721	44.5	56.5	14,196	12,616	52.7	78.2	15,616	13,371	57.9	93.7
	6	24	6,018	4,625	16.3	8.6	7,329	5,415	17.4	9.7	8,795	6,374	21.4	14.2	9,644	6,825	23.5	16.9
		25	6,820	5,441	18.6	11.0	8,307	6,370	19.9	12.4	9,968	7,498	24.4	18.2	10,930	8,029	26.8	21.6
		26	7,462	6,122	20.9	13.6	9,089	7,167	22.4	15.5	10,906	8,436	27.5	22.7	11,959	9,033	30.2	27.0
		27	8,024	6,802	23.2	16.5	9,773	7,963	24.9	18.8	11,727	9,373	30.6	27.6	12,859	10,037	33.5	33.0
		28	8,425	7,482	25.6	19.8	10,261	8,759	27.4	22.5	12,314	10,310	33.6	33.1	13,502	11,040	36.9	39.5
		29	8,826	7,890	27.9	23.3	10,750	9,237	29.9	26.5	12,900	10,873	36.7	39.0	14,145	11,642	40.3	46.6
		30	9,227	8,366	30.2	27.1	11,239	10,113	32.4	30.8	13,486	11,904	39.7	45.5	14,788	12,746	43.6	54.4
	7	24	5,401	4,174	12.6	5.4	6,481	4,907	13.5	6.1	7,792	5,810	16.5	8.8	8,564	6,204	18.1	10.5
		25	6,121	4,910	14.3	6.8	7,345	5,773	15.4	7.8	8,831	6,835	18.9	11.2	9,706	7,299	20.7	13.4
		26	6,697	5,524	16.1	8.5	8,036	6,495	17.3	9.6	9,663	7,689	21.2	14.0	10,619	8,212	23.3	16.6
		27	7,201	6,138	17.9	10.3	8,641	7,216	19.3	11.7	10,390	8,544	23.6	17.0	11,419	9,124	25.9	20.3
		28	7,561	6,752	19.7	12.2	9,073	7,938	21.2	13.9	10,909	9,398	25.9	20.3	11,989	10,037	28.5	24.2
		29	7,921	7,120	21.5	14.3	9,505	8,371	23.1	16.4	11,429	9,911	28.3	23.9	12,560	10,584	31.1	28.5
		30	8,281	7,550	23.3	16.6	9,937	8,876	25.0	19.0	11,948	10,509	30.7	27.8	13,131	11,405	33.7	33.2
	8	24	4,166	3,271	7.9	2.4	5,015	3,892	8.6	2.8	7,561	5,753	10.5	3.9	6,558	4,907	11.4	4.5
		25	4,722	3,849	9.0	3.0	5,684	4,579	9.8	3.5	8,569	6,768	12.0	4.9	7,432	5,773	13.0	5.7
		26	5,166	4,330	10.2	3.7	6,218	5,151	11.1	4.3	9,376	7,615	13.5	6.1	8,132	6,495	14.6	7.1
		27	5,555	4,811	11.3	4.5	6,687	5,723	12.3	5.2	10,081	8,461	14.9	7.4	8,744	7,216	16.3	8.6
		28	5,833	5,292	12.4	5.3	7,021	6,296	13.5	6.1	10,585	9,307	16.4	8.7	9,181	7,938	17.9	10.2
		29	6,110	5,581	13.6	6.2	7,355	6,639	14.7	7.2	11,089	9,814	17.9	10.3	9,618	8,371	19.5	12.0
		30	6,388	5,869	14.7	7.1	7,690	6,982	16.0	8.3	11,593	10,322	19.4	11.9	10,056	8,876	21.2	13.9

Note

1. TC : Total capacity(W), SHC : Sensible Heat Capacity(W)
2. Performances are based on the following conditions :
   1) Cooling
      - Inlet/Outlet Water Temp. 7°C / 12°C, Indoor Air Temp. 27°CDB / 19°CWB

6. Capacity Tables

Inlet Water Temp. (℃)	Water Temp Difference (℃)	Air Temp (℃ DB)	Air Temp(17℃ WB)				Air Temp(19℃ WB)				Air Temp(21℃ WB)				Air Temp(23℃ WB)			
			TC (W)	SHC (W)	Water Flow Rate (LPM)	Pressure Drop (kPa)	TC (W)	SHC (W)	Water Flow Rate (LPM)	Pressure Drop (kPa)	TC (W)	SHC (W)	Water Flow Rate (LPM)	Pressure Drop (kPa)	TC (W)	SHC (W)	Water Flow Rate (LPM)	Pressure Drop (kPa)
9	4	24	5,636	4,093	26.6	21.3	6,853	4,911	28.4	24.0	8,198	5,730	34.8	35.4	9,031	6,163	38.4	42.5
		25	6,388	4,815	30.4	27.4	7,767	5,778	32.4	30.9	9,291	6,741	39.8	45.7	10,235	7,250	43.8	54.9
		26	6,989	5,417	34.2	34.2	8,498	6,500	36.5	38.7	10,165	7,583	44.8	57.2	11,198	8,157	49.3	68.9
		27	7,515	6,018	38.0	41.8	9,137	7,222	40.5	47.3	10,931	8,426	49.8	70.1	12,041	9,063	54.8	84.4
		28	7,890	6,620	41.8	50.2	9,594	7,944	44.6	56.7	11,477	9,268	54.7	84.2	12,643	9,969	60.3	101.5
		29	8,266	7,282	45.6	59.3	10,051	8,739	48.7	67.1	12,024	10,195	59.7	99.7	13,245	10,966	65.8	120.2
		30	8,642	7,824	49.4	69.2	10,508	9,389	52.7	78.3	12,570	10,954	64.7	116.4	13,847	11,782	71.2	140.4
	5	24	5,316	4,044	16.6	8.9	7,811	5,664	22.0	14.9	7,686	5,633	23.9	17.4	8,454	5,970	26.2	20.7
		25	6,025	4,758	19.0	11.4	8,852	6,664	25.1	19.1	8,710	6,627	27.3	22.3	9,581	7,024	30.0	26.6
		26	6,592	5,353	21.4	14.2	9,685	7,497	28.3	23.9	9,530	7,456	30.7	27.9	10,483	7,902	33.7	33.3
		27	7,088	5,948	23.8	17.2	10,414	8,330	31.4	29.1	10,247	8,284	34.1	34.0	11,272	8,780	37.5	40.7
		28	7,442	6,542	26.1	20.6	10,935	9,163	34.6	34.9	10,760	9,113	37.5	40.8	11,836	9,658	41.2	48.8
		29	7,797	6,899	28.5	24.3	11,455	9,663	37.7	41.2	11,272	9,610	40.9	48.2	12,399	10,185	45.0	57.6
		30	8,151	7,256	30.9	28.2	11,976	10,163	40.8	47.9	11,784	10,107	44.3	56.1	12,963	10,711	48.7	67.2
	6	24	4,996	3,948	13.7	6.3	6,084	4,622	14.7	7.1	7,301	5,441	18.0	10.3	8,006	5,826	19.8	12.3
		25	5,662	4,645	15.7	8.0	6,896	5,438	16.8	9.1	8,275	6,401	20.6	13.2	9,073	6,854	22.6	15.7
		26	6,195	5,225	17.6	9.9	7,545	6,118	18.9	11.3	9,054	7,201	23.2	16.4	9,927	7,711	25.4	19.5
		27	6,661	5,806	19.6	12.0	8,113	6,797	21.0	13.7	9,735	8,001	25.7	20.0	10,674	8,567	28.2	23.8
		28	6,994	6,212	21.5	14.3	8,518	7,273	23.1	16.3	10,222	8,561	28.3	23.9	11,208	9,167	31.1	28.5
		29	7,327	6,561	23.5	16.9	8,924	7,681	25.2	19.2	10,709	9,041	30.9	28.2	11,742	9,681	33.9	33.6
		30	7,660	6,967	25.4	19.6	9,329	8,157	27.3	22.3	11,195	9,601	33.4	32.8	12,276	10,281	36.7	39.1
	7	24	4,483	3,563	10.6	4.0	5,380	4,189	11.4	4.5	6,469	4,959	13.9	6.5	7,109	5,296	15.3	7.6
		25	5,081	4,192	12.1	5.0	6,097	4,928	13.0	5.7	7,331	5,834	15.9	8.2	8,057	6,231	17.4	9.7
		26	5,559	4,716	13.6	6.2	6,671	5,544	14.6	7.1	8,021	6,564	17.9	10.2	8,815	7,010	19.6	12.1
		27	5,978	5,240	15.1	7.5	7,173	6,160	16.2	8.5	8,625	7,293	19.9	12.4	9,479	7,789	21.8	14.7
		28	6,277	5,606	16.6	8.9	7,532	6,591	17.8	10.2	9,056	7,803	21.8	14.7	9,953	8,334	24.0	17.5
		29	6,575	5,921	18.1	10.4	7,890	6,961	19.5	11.9	9,487	8,241	23.8	17.3	10,427	8,801	26.2	20.6
		30	6,874	6,287	19.6	12.1	8,249	7,392	21.1	13.8	9,919	8,751	25.8	20.1	10,901	9,346	28.4	24.0
	8	24	3,458	2,793	6.7	1.8	4,163	3,322	7.2	2.1	6,277	4,911	8.8	2.9	5,444	4,189	9.6	3.3
		25	3,920	3,285	7.6	2.2	4,718	3,908	8.3	2.6	7,113	5,778	10.1	3.6	6,170	4,928	11.0	4.2
		26	4,289	3,696	8.6	2.7	5,162	4,397	9.3	3.2	7,783	6,500	11.3	4.5	6,750	5,544	12.3	5.2
		27	4,611	4,107	9.5	3.3	5,551	4,886	10.3	3.8	8,369	7,222	12.6	5.4	7,259	6,160	13.7	6.3
		28	4,842	4,394	10.5	3.9	5,828	5,228	11.4	4.5	8,787	7,728	13.8	6.4	7,621	6,591	15.1	7.5
		29	5,072	4,641	11.4	4.5	6,106	5,521	12.4	5.3	9,206	8,161	15.1	7.5	7,984	6,961	16.4	8.7
		30	5,303	4,928	12.4	5.2	6,383	5,863	13.4	6.1	9,624	8,667	16.4	8.7	8,347	7,392	17.8	10.1

Note

1. TC : Total capacity(W), SHC : Sensible Heat Capacity(W)
2. Performances are based on the following conditions :
   1) Cooling
      - Inlet/Outlet Water Temp. 7°C / 12°C, Indoor Air Temp. 27°CDB / 19°CWB

6. Capacity Tables

◆ WFCB044L2TA, WFCB044R2TA

Inlet Water Temp. (℃)	Water Temp Difference (℃)	Air Temp (℃ DB)	Air Temp(17℃ WB)				Air Temp(19℃ WB)				Air Temp(21℃ WB)				Air Temp(23℃ WB)			
			TC (W)	SHC (W)	Water Flow Rate (LPM)	Pressure Drop (kPa)	TC (W)	SHC (W)	Water Flow Rate (LPM)	Pressure Drop (kPa)	TC (W)	SHC (W)	Water Flow Rate (LPM)	Pressure Drop (kPa)	TC (W)	SHC (W)	Water Flow Rate (LPM)	Pressure Drop (kPa)
5	4	24	13,609	8,219	42.4	51.6	14,858	9,315	46.5	61.4	17,774	10,867	52.5	77.8	19,580	11,689	60.6	102.6
		25	15,423	9,670	48.5	66.7	16,839	10,959	53.1	79.5	20,144	12,785	60.1	100.8	22,190	13,752	69.3	133.0
		26	16,875	10,878	54.6	83.7	18,424	12,329	59.8	99.8	22,040	14,383	67.6	126.6	24,279	15,471	78.0	167.4
		27	18,145	12,087	60.6	102.6	19,811	13,698	66.4	122.5	23,699	15,982	75.1	155.5	26,106	17,190	86.6	205.6
		28	19,052	13,296	66.7	123.5	20,802	15,068	73.0	147.4	24,884	17,580	82.6	187.3	27,411	18,909	95.3	247.8
		29	19,959	14,625	72.8	146.3	21,792	16,575	79.7	174.7	26,069	19,338	90.1	222.0	28,717	20,800	103.9	293.9
		30	20,866	15,713	78.8	171.0	22,783	17,808	86.3	204.3	27,254	20,776	97.6	259.7	30,022	22,347	112.6	343.9
	5	24	11,526	7,569	30.3	27.2	12,075	8,227	33.7	33.2	16,664	10,685	44.5	56.4	18,330	11,324	52.5	77.8
		25	13,062	8,905	34.6	35.0	13,685	9,679	38.5	42.8	18,885	12,570	50.8	72.9	20,774	13,322	60.1	100.8
		26	14,292	10,018	39.0	43.8	14,973	10,889	43.3	53.6	20,663	14,142	57.2	91.6	22,729	14,988	67.6	126.6
		27	15,367	11,131	43.3	53.6	16,100	12,099	48.1	65.7	22,218	15,713	63.5	112.3	24,440	16,653	75.1	155.5
		28	16,136	12,244	47.6	64.4	16,905	13,309	52.9	78.9	23,329	17,284	69.9	135.2	25,662	18,318	82.6	187.3
		29	16,904	13,469	52.0	76.2	17,710	14,640	57.7	93.4	24,440	19,013	76.2	160.2	26,884	20,150	90.1	222.0
		30	17,673	14,470	56.3	88.9	18,515	15,729	62.6	109.1	25,551	20,427	82.6	187.3	28,106	21,649	97.6	259.7
	6	24	10,831	7,306	26.3	20.8	13,192	8,767	31.5	29.3	15,830	10,320	37.2	40.1	17,358	11,050	42.4	51.6
		25	12,275	8,595	30.0	26.7	14,951	10,314	36.0	37.8	17,941	12,141	42.5	51.7	19,672	13,000	48.5	66.7
		26	13,431	9,670	33.8	33.4	16,358	11,603	40.5	47.3	19,630	13,658	47.8	64.9	21,524	14,625	54.6	83.7
		27	14,442	10,744	37.5	40.8	17,589	12,893	45.0	57.8	21,107	15,176	53.1	79.5	23,144	16,250	60.6	102.6
		28	15,164	11,818	41.3	49.0	18,469	14,182	49.5	69.5	22,162	16,693	58.4	95.6	24,301	17,875	66.7	123.5
		29	15,886	13,000	45.0	57.8	19,348	15,600	54.0	82.2	23,218	18,363	63.7	113.1	25,458	19,663	72.8	146.3
		30	16,608	13,967	48.8	67.5	20,228	16,761	58.6	95.9	24,273	19,729	69.1	132.2	26,615	21,125	78.8	171.0
	7	24	9,720	6,758	21.8	14.7	11,664	7,945	23.4	16.8	14,025	9,406	28.7	24.5	15,414	10,046	31.5	29.3
		25	11,016	7,950	24.9	18.9	13,220	9,347	26.8	21.6	15,895	11,066	32.8	31.6	17,469	11,818	36.0	37.8
		26	12,053	8,944	28.1	23.5	14,464	10,516	30.1	26.9	17,391	12,450	36.9	39.5	19,113	13,296	40.5	47.3
		27	12,961	9,938	31.2	28.7	15,553	11,684	33.5	32.9	18,700	13,833	41.0	48.3	20,552	14,773	45.0	57.8
		28	13,609	10,932	34.3	34.4	16,330	12,852	36.8	39.4	19,635	15,216	45.1	58.0	21,579	16,250	49.5	69.5
		29	14,257	12,025	37.4	40.6	17,108	14,138	40.2	46.5	20,570	16,738	49.2	68.5	22,607	17,875	54.0	82.2
		30	14,905	12,920	40.5	47.3	17,885	15,189	43.5	54.2	21,505	17,983	53.3	80.0	23,634	19,205	58.6	95.9
	8	24	7,499	5,297	13.7	6.3	9,026	6,301	15.0	7.4	13,609	9,315	18.2	10.5	11,803	7,945	19.8	12.3
		25	8,498	6,231	15.7	8.1	10,230	7,413	17.1	9.4	15,423	10,959	20.8	13.4	13,377	9,347	22.6	15.7
		26	9,298	7,010	17.7	10.0	11,192	8,340	19.2	11.6	16,875	12,329	23.4	16.7	14,636	10,516	25.5	19.6
		27	9,998	7,789	19.6	12.1	12,035	9,267	21.4	14.1	18,145	13,698	26.0	20.4	15,738	11,684	28.3	23.9
		28	10,498	8,568	21.6	14.4	12,636	10,193	23.5	16.9	19,052	15,068	28.6	24.4	16,525	12,852	31.1	28.6
		29	10,998	9,425	23.6	17.0	13,238	11,213	25.6	19.9	19,959	16,575	31.2	28.7	17,312	14,138	34.0	33.7
		30	11,498	10,126	25.5	19.7	13,840	12,047	27.8	23.1	20,866	17,808	33.8	33.4	18,098	15,189	36.8	39.3
6	4	24	10,187	6,946	39.8	45.6	12,387	8,335	46.7	62.0	14,818	9,724	55.3	86.0	16,323	10,460	62.3	108.0
		25	11,545	8,172	45.5	58.9	14,038	9,806	53.4	80.2	16,793	11,440	63.2	111.4	18,499	12,306	71.1	140.0
		26	12,632	9,193	51.1	73.8	15,359	11,032	60.0	100.7	18,374	12,870	71.1	140.0	20,240	13,844	80.0	176.2
		27	13,583	10,215	56.8	90.5	16,515	12,258	66.7	123.5	19,757	14,301	79.1	172.0	21,763	15,382	88.9	216.5
		28	14,262	11,236	62.5	108.9	17,341	13,483	73.4	148.7	20,745	15,731	87.0	207.2	22,852	16,920	97.8	260.9
		29	14,941	12,360	68.2	128.9	18,167	14,832	80.0	176.2	21,732	17,304	94.9	245.7	23,940	18,612	106.7	309.5
		30	15,620	13,279	73.9	150.7	18,993	15,935	86.7	206.0	22,720	18,591	102.8	287.4	25,028	19,997	115.6	362.3
	5	24	9,608	6,864	25.9	20.3	11,025	7,783	31.2	28.7	13,892	9,561	42.2	51.0	15,281	10,133	46.3	61.1
		25	10,889	8,076	29.6	26.1	12,495	9,156	35.6	36.9	15,744	11,248	48.2	65.9	17,318	11,921	53.0	79.0
		26	11,914	9,085	33.3	32.6	13,671	10,301	40.1	46.2	17,225	12,654	54.2	82.8	18,948	13,411	59.6	99.2
		27	12,811	10,094	37.1	39.8	14,700	11,445	44.5	56.5	18,522	14,060	60.3	101.5	20,374	14,901	66.2	121.7
		28	13,452	11,104	40.8	47.8	15,435	12,590	49.0	67.9	19,448	15,466	66.3	122.1	21,393	16,392	72.8	146.6
		29	14,092	12,214	44.5	56.4	16,170	13,848	53.4	80.3	20,374	17,013	72.3	144.6	22,412	18,031	79.4	173.7
		30	14,733	13,123	48.2	65.8	16,905	14,879	57.9	93.8	21,300	18,278	78.4	169.1	23,430	19,372	86.1	203.1
	6	24	9,029	6,701	24.2	17.8	10,997	7,845	25.9	20.3	13,197	9,234	31.8	29.8	14,470	9,888	34.9	35.6
		25	10,233	7,883	27.7	22.9	12,464	9,229	29.6	26.1	14,957	10,864	36.4	38.4	16,400	11,633	39.9	45.9
		26	11,197	8,869	31.1	28.6	13,637	10,383	33.3	32.6	16,364	12,222	40.9	48.1	17,943	13,087	44.9	57.5
		27	12,039	9,854	34.6	34.9	14,663	11,537	37.1	39.8	17,596	13,579	45.5	58.9	19,294	14,541	49.9	70.4
		28	12,641	10,840	38.0	41.9	15,396	12,690	40.8	47.8	18,476	14,937	50.0	70.7	20,258	15,995	54.9	84.7
		29	13,243	11,924	41.5	49.4	16,130	13,959	44.5	56.4	19,355	16,431	54.5	83.6	21,223	17,594	59.9	100.2
		30	13,845	12,810	45.0	57.6	16,863	14,998	48.2	65.8	20,235	17,653	59.1	97.6	22,188	18,903	64.9	117.0
	7	24	8,103	6,047	18.7	11.0	9,724	7,109	20.1	12.6	11,692	8,417	24.6	18.3	12,850	8,989	27.0	21.8
		25	9,184	7,114	21.3	14.1	11,021	8,364	22.9	16.1	13,251	9,902	28.1	23.5	14,563	10,575	30.8	28.1
		26	10,048	8,003	24.0	17.6	12,058	9,410	25.8	20.1	14,498	11,140	31.6	29.4	15,934	11,897	34.7	35.1
		27	10,805	8,893	26.7	21.4	12,965	10,455	28.7	24.5	15,589	12,378	35.1	35.9	17,133	13,219	38.5	42.9
		28	11,345	9,782	29.3	25.6	13,614	11,501	31.5	29.3	16,369	13,616	38.6	43.0	17,989	14,541	42.4	51.5
		29	11,885	10,760	32.0	30.2	14,262	12,651	34.4	34.5	17,148	14,977	42.1	50.8	18,846	15,995	46.2	60.8
		30	12,425	11,561	34.7	35.1	14,910	13,592	37.3	40.2	17,928	16,091	45.6	59.2	19,703	17,185	50.1	71.0
	8	24	6,251	4,740	11.8	4.8	7,525	5,638	12.8	5.6	11,345	8,335	15.6	7.9	9,840	7,109	16.9	9.2
		25	7,085	5,576	13.4	6.1	8,528	6,634	14.6	7.1	12,857	9,806	17.8	10.1	11,152	8,364	19.4	11.8
		26	7,751	6,273	15.1	7.5	9,330	7,463	16.5	8.8	14,067	11,032	20.0	12.5	12,201	9,410	21.8	14.7
		27	8,335	6,970	16.8	9.1	10,033	8,292	18.3	10.6	15,126	12,258	22.2	15.2	13,120	10,455	24.2	17.8
		28	8,752	7,667	18.5	10.8	10,534	9,121	20.1	12.6	15,883	13,483	24.5	18.2	13,776	11,501	26.6	21.3
		29	9,168	8,434	20.2	12.7	11,036	10,033	21.9	14.9	16,639	14,832	26.7	21.4	14,432	12,651	29.1	25.1
		30	9,585	8,852	21.8	14.7	11,538	10,531	23.8	17.2	17,395	15,567	28.9	24.9	15,088	13,278	31.5	29.2

Note

1. TC : Total capacity(W), SHC : Sensible Heat Capacity(W)
2. Performances are based on the following conditions :
   1) Cooling
      - Inlet/Outlet Water Temp. 7°C / 12°C, Indoor Air Temp. 27°CDB / 19°CWB

6. Capacity Tables

Inlet Water Temp. (℃)	Water Temp Difference (℃)	Air Temp (℃ DB)	Air Temp(17℃ WB)				Air Temp(19℃ WB)				Air Temp(21℃ WB)				Air Temp(23℃ WB)			
			TC (W)	SHC (W)	Water Flow Rate (LPM)	Pressure Drop (kPa)	TC (W)	SHC (W)	Water Flow Rate (LPM)	Pressure Drop (kPa)	TC (W)	SHC (W)	Water Flow Rate (LPM)	Pressure Drop (kPa)	TC (W)	SHC (W)	Water Flow Rate (LPM)	Pressure Drop (kPa)
7	4	24	9,240	6,300	38.2	42.1	11,235	7,560	40.7	47.6	13,440	8,820	50.0	70.6	14,805	9,487	55.0	85.0
		25	10,472	7,412	43.6	54.4	12,733	8,894	46.5	61.5	15,232	10,377	57.1	91.4	16,779	11,162	62.9	110.1
		26	11,458	8,339	49.1	68.2	13,931	10,006	52.3	77.2	16,666	11,674	64.2	114.8	18,358	12,557	70.7	138.5
		27	12,320	9,265	54.5	83.6	14,980	11,118	58.1	94.6	17,920	12,971	71.4	140.9	19,740	13,952	78.6	170.1
		28	12,936	10,192	60.0	100.5	15,729	12,230	64.0	113.9	18,816	14,268	78.5	169.7	20,727	15,347	86.5	204.9
		29	13,552	11,211	65.4	119.0	16,478	13,453	69.8	134.8	19,712	15,695	85.7	201.2	21,714	16,882	94.3	242.9
		30	14,168	12,045	70.9	139.1	17,227	14,453	75.6	157.6	20,608	16,862	92.8	235.3	22,701	18,138	102.2	284.2
	5	24	8,715	6,226	23.9	17.4	10,500	7,412	28.1	23.5	12,600	8,672	34.2	34.3	13,860	9,191	37.6	41.0
		25	9,877	7,325	27.3	22.3	11,900	8,720	32.1	30.3	14,280	10,202	39.1	44.2	15,708	10,813	43.0	52.9
		26	10,807	8,240	30.7	27.8	13,020	9,810	36.1	37.9	15,624	11,478	44.0	55.4	17,186	12,164	48.4	66.3
		27	11,620	9,156	34.1	34.0	14,000	10,900	40.1	45.4	16,800	12,753	48.9	67.8	18,480	13,516	53.7	81.2
		28	12,201	10,072	37.5	40.7	14,700	11,990	44.1	55.6	17,640	14,028	53.8	81.5	19,404	14,868	59.1	97.7
		29	12,782	11,079	40.9	48.1	15,400	13,189	48.1	65.7	18,480	15,431	58.7	96.4	20,328	16,354	64.5	115.7
		30	13,363	11,903	44.3	56.0	16,100	14,170	52.1	76.6	19,320	16,579	63.6	112.6	21,252	17,571	69.9	135.1
	6	24	8,190	6,078	19.6	12.1	9,975	7,116	21.1	13.8	11,970	8,376	25.8	20.1	13,125	8,969	28.4	24.0
		25	9,282	7,150	22.5	15.5	11,305	8,371	24.1	17.6	13,566	9,854	29.5	25.9	14,875	10,551	32.4	30.9
		26	10,156	8,044	25.3	19.3	12,369	9,418	27.1	22.0	14,843	11,085	33.2	32.3	16,275	11,870	36.5	38.6
		27	10,920	8,938	28.1	23.5	13,300	10,464	30.1	26.8	15,960	12,317	36.9	39.5	17,500	13,189	40.5	47.2
		28	11,466	9,832	30.9	28.2	13,965	11,510	33.1	32.1	16,758	13,549	40.6	47.4	18,375	14,508	44.6	56.6
		29	12,012	10,815	33.7	33.2	14,630	12,661	36.1	37.9	17,556	14,904	44.3	56.0	19,250	15,959	48.6	66.9
		30	12,558	11,619	36.5	38.7	15,295	13,603	39.1	44.1	18,354	16,012	48.0	65.3	20,125	17,146	52.7	78.1
	7	24	7,350	5,485	15.2	7.5	8,820	6,448	16.3	8.6	10,605	7,634	19.9	12.4	11,655	8,153	21.9	14.8
		25	8,330	6,453	17.3	9.6	9,996	7,586	18.6	11.0	12,019	8,982	22.8	15.9	13,209	9,592	25.0	19.0
		26	9,114	7,259	19.5	11.9	10,937	8,535	20.9	13.6	13,150	10,104	25.6	19.8	14,452	10,791	28.2	23.7
		27	9,800	8,066	21.7	14.5	11,760	9,483	23.3	16.6	14,140	11,227	28.5	24.2	15,540	11,990	31.3	28.9
		28	10,290	8,873	23.8	17.3	12,348	10,431	25.6	19.8	14,847	12,350	31.3	28.9	16,317	13,189	34.4	34.6
		29	10,780	9,760	26.0	20.4	12,936	11,474	27.9	23.3	15,554	13,585	34.2	34.1	17,094	14,508	37.5	40.8
		30	11,270	10,486	28.2	23.7	13,524	12,328	30.2	27.1	16,261	14,595	37.0	39.7	17,871	15,587	40.7	47.5
	8	24	5,670	4,299	9.5	3.3	6,825	5,114	10.4	3.9	10,290	7,560	12.6	5.4	8,925	6,448	13.8	6.3
		25	6,426	5,058	10.9	4.2	7,735	6,017	11.9	4.9	11,662	8,894	14.4	6.9	10,115	7,586	15.7	8.1
		26	7,031	5,690	12.3	5.2	8,463	6,769	13.4	6.0	12,760	10,006	16.2	8.6	11,067	8,535	17.7	10.0
		27	7,560	6,322	13.6	6.2	9,100	7,521	14.8	7.3	13,720	11,118	18.0	10.4	11,900	9,483	19.6	12.1
		28	7,938	6,954	15.0	7.4	9,555	8,273	16.3	8.6	14,406	12,230	19.8	12.3	12,495	10,431	21.6	14.5
		29	8,316	7,650	16.4	8.7	10,010	9,100	17.8	10.1	15,092	13,453	21.7	14.5	13,090	11,474	23.6	17.0
		30	8,694	8,029	17.7	10.0	10,465	9,552	19.3	11.7	15,778	14,120	23.5	16.8	13,685	12,043	25.5	19.7
8	4	24	7,484	5,332	35.9	37.5	9,100	6,399	38.3	42.4	10,886	7,465	47.0	62.8	11,992	8,030	51.8	75.6
		25	8,482	6,274	41.1	48.4	10,314	7,528	43.8	54.7	12,338	8,783	53.7	81.2	13,591	9,447	59.2	97.9
		26	9,281	7,058	46.2	60.7	11,284	8,469	49.2	68.6	13,499	9,881	60.4	102.0	14,870	10,628	66.6	123.0
		27	9,979	7,842	51.3	74.3	12,134	9,410	54.7	84.1	14,515	10,979	67.2	125.2	15,989	11,809	74.0	151.0
		28	10,478	8,626	56.4	89.4	12,740	10,351	60.2	101.2	15,241	12,077	73.9	150.7	16,789	12,990	81.3	181.9
		29	10,977	9,489	61.6	105.8	13,347	11,386	65.7	119.8	15,967	13,284	80.6	178.6	17,588	14,289	88.7	215.6
		30	11,476	10,194	66.7	123.5	13,954	12,233	71.1	140.0	16,692	14,272	87.3	208.8	18,388	15,352	96.1	252.2
	5	24	7,059	5,270	22.4	15.5	9,450	6,819	27.2	22.2	10,206	7,340	32.2	30.5	11,227	7,779	35.4	36.5
		25	8,000	6,200	25.7	19.9	10,710	8,022	31.1	28.6	11,567	8,635	36.8	39.3	12,723	9,152	40.4	47.1
		26	8,753	6,975	28.9	24.8	11,718	9,025	35.0	35.7	12,655	9,715	41.4	49.3	13,921	10,296	45.5	59.0
		27	9,412	7,750	32.1	30.3	12,600	10,028	38.9	43.7	13,608	10,794	46.0	60.3	14,969	11,440	50.6	72.2
		28	9,883	8,525	35.3	36.3	13,230	11,031	42.8	52.4	14,288	11,874	50.6	72.4	15,717	12,584	55.6	86.8
		29	10,353	9,377	38.5	42.8	13,860	12,134	46.7	61.9	14,969	13,061	55.2	85.7	16,466	13,842	60.7	102.8
		30	10,824	10,075	41.7	49.9	14,490	13,036	50.6	72.3	15,649	14,032	59.8	100.1	17,214	14,872	65.7	120.0
	6	24	6,634	5,144	18.5	10.8	8,080	6,023	19.8	12.3	9,696	7,089	24.3	18.0	10,631	7,591	26.7	21.4
		25	7,518	6,052	21.1	13.9	9,157	7,085	22.6	15.7	10,988	8,340	27.8	23.1	12,049	8,931	30.5	27.5
		26	8,226	6,809	23.8	17.2	10,019	7,971	25.5	19.6	12,023	9,383	31.2	28.8	13,183	10,047	34.3	34.4
		27	8,845	7,565	26.4	21.0	10,773	8,857	28.3	23.9	12,928	10,425	34.7	35.2	14,175	11,163	38.1	42.0
		28	9,287	8,322	29.1	25.1	11,312	9,742	31.1	28.6	13,574	11,468	38.2	42.2	14,884	12,279	41.9	50.4
		29	9,730	8,776	31.7	29.6	11,850	10,274	34.0	33.7	14,220	12,093	41.7	49.8	15,593	12,949	45.7	59.5
		30	10,172	9,305	34.3	34.4	12,389	11,248	36.8	39.3	14,867	13,240	45.1	58.0	16,301	14,177	49.5	69.5
	7	24	5,954	4,642	14.3	6.8	7,144	5,458	15.3	7.7	8,590	6,462	18.8	11.1	9,441	6,901	20.6	13.2
		25	6,747	5,462	16.3	8.6	8,097	6,421	17.5	9.8	9,735	7,602	21.4	14.2	10,699	8,119	23.5	16.9
		26	7,382	6,144	18.3	10.7	8,859	7,224	19.7	12.2	10,652	8,552	24.1	17.7	11,706	9,134	26.5	21.1
		27	7,938	6,827	20.4	13.0	9,526	8,026	21.9	14.8	11,453	9,503	26.8	21.6	12,587	10,148	29.4	25.7
		28	8,335	7,510	22.4	15.5	10,002	8,829	24.1	17.7	12,026	10,453	29.5	25.8	13,217	11,163	32.4	30.8
		29	8,732	7,919	24.4	18.2	10,478	9,311	26.3	20.8	12,599	11,023	32.1	30.4	13,846	11,772	35.3	36.3
		30	9,129	8,397	26.5	21.1	10,954	9,872	28.4	24.1	13,171	11,688	34.8	35.4	14,476	12,685	38.3	42.3
	8	24	4,593	3,639	9.0	3.0	5,528	4,329	9.8	3.5	8,335	6,399	11.9	4.9	7,229	5,458	12.9	5.7
		25	5,205	4,281	10.3	3.8	6,265	5,093	11.2	4.4	9,446	7,528	13.6	6.2	8,193	6,421	14.8	7.2
		26	5,695	4,816	11.5	4.6	6,855	5,729	12.6	5.4	10,335	8,469	15.3	7.7	8,964	7,224	16.6	8.9
		27	6,124	5,351	12.8	5.6	7,371	6,366	14.0	6.5	11,113	9,410	17.0	9.3	9,639	8,026	18.5	10.8
		28	6,430	5,886	14.1	6.6	7,740	7,002	15.4	7.7	11,669	10,351	18.7	11.0	10,121	8,829	20.3	12.9
		29	6,736	6,207	15.4	7.8	8,108	7,384	16.8	9.1	12,225	10,916	20.4	13.0	10,603	9,311	22.2	15.2
		30	7,042	6,528	16.7	9.0	8,477	7,766	18.1	10.5	12,780	11,481	22.1	15.0	11,085	9,872	24.0	17.6

Note

1. TC : Total capacity(W), SHC : Sensible Heat Capacity(W)
2. Performances are based on the following conditions :
   1) Cooling
      - Inlet/Outlet Water Temp. 7°C / 12°C, Indoor Air Temp. 27°CDB / 19°CWB

6. Capacity Tables

Inlet Water Temp. (℃)	Water Temp Difference (℃)	Air Temp (℃ DB)	Air Temp(17℃ WB)				Air Temp(19℃ WB)				Air Temp(21℃ WB)				Air Temp(23℃ WB)			
			TC (W)	SHC (W)	Water Flow Rate (LPM)	Pressure Drop (kPa)	TC (W)	SHC (W)	Water Flow Rate (LPM)	Pressure Drop (kPa)	TC (W)	SHC (W)	Water Flow Rate (LPM)	Pressure Drop (kPa)	TC (W)	SHC (W)	Water Flow Rate (LPM)	Pressure Drop (kPa)
9	4	24	6,213	4,552	30.2	27.1	7,554	5,462	32.2	30.6	9,037	6,373	39.6	45.1	9,955	6,855	43.6	54.3
		25	7,041	5,355	34.6	34.9	8,562	6,426	36.8	39.4	10,242	7,497	45.2	58.3	11,282	8,064	49.8	70.2
		26	7,704	6,025	38.9	43.6	9,367	7,229	41.5	49.3	11,206	8,434	50.9	73.1	12,344	9,072	56.0	88.1
		27	8,284	6,694	43.2	53.4	10,073	8,033	46.1	60.4	12,049	9,372	56.5	89.6	13,273	10,080	62.3	108.0
		28	8,698	7,363	47.5	64.1	10,576	8,836	50.7	72.5	12,652	10,309	62.2	107.8	13,937	11,088	68.5	130.0
		29	9,112	8,100	51.8	75.8	11,080	9,720	55.3	85.8	13,254	11,340	67.8	127.7	14,600	12,197	74.7	154.0
		30	9,527	8,702	56.2	88.5	11,583	10,443	59.9	100.2	13,857	12,183	73.5	149.2	15,264	13,104	80.9	180.1
	5	24	5,860	4,498	18.9	11.3	8,610	6,300	25.0	18.9	8,472	6,266	27.1	22.1	9,319	6,640	29.8	26.3
		25	6,641	5,292	21.6	14.4	9,758	7,412	28.6	24.3	9,602	7,371	31.0	28.4	10,562	7,812	34.1	33.9
		26	7,266	5,954	24.3	18.0	10,676	8,339	32.1	30.4	10,506	8,293	34.9	35.5	11,556	8,789	38.3	42.4
		27	7,813	6,615	27.0	21.9	11,480	9,265	35.7	37.1	11,296	9,214	38.8	43.4	12,426	9,765	42.6	51.9
		28	8,204	7,277	29.7	26.2	12,054	10,192	39.3	44.5	11,861	10,135	42.6	52.0	13,047	10,742	46.8	62.3
		29	8,595	7,674	32.4	30.9	12,628	10,747	42.8	52.5	12,426	10,688	46.5	61.5	13,669	11,328	51.1	73.7
		30	8,985	8,071	35.1	35.9	13,202	11,303	46.4	61.2	12,991	11,241	50.4	71.7	14,290	11,914	55.3	86.0
	6	24	5,507	4,391	15.6	7.9	6,707	5,141	16.7	9.0	8,049	6,051	20.5	13.1	8,825	6,480	22.5	15.5
		25	6,241	5,166	17.8	10.1	7,601	6,048	19.1	11.5	9,122	7,119	23.4	16.7	10,002	7,623	25.7	19.9
		26	6,829	5,812	20.0	12.5	8,317	6,804	21.4	14.2	9,980	8,009	26.3	20.8	10,943	8,576	28.9	24.8
		27	7,343	6,458	22.2	15.2	8,943	7,560	23.8	17.3	10,732	8,899	29.2	25.4	11,767	9,529	32.1	30.3
		28	7,710	6,910	24.5	18.2	9,390	8,089	26.2	20.7	11,268	9,522	32.1	30.4	12,355	10,196	35.3	36.3
		29	8,077	7,297	26.7	21.4	9,837	8,543	28.6	24.4	11,805	10,056	35.1	35.9	12,944	10,768	38.5	42.8
		30	8,444	7,749	28.9	24.9	10,284	9,072	31.0	28.3	12,341	10,679	38.0	41.8	13,532	11,435	41.7	49.9
	7	24	4,942	3,963	12.0	5.0	5,931	4,659	12.9	5.6	7,131	5,516	15.8	8.1	7,837	5,891	17.3	9.6
		25	5,601	4,662	13.7	6.3	6,721	5,481	14.7	7.2	8,082	6,489	18.0	10.4	8,882	6,930	19.8	12.3
		26	6,128	5,245	15.4	7.8	7,354	6,166	16.6	8.9	8,842	7,300	20.3	12.9	9,718	7,796	22.3	15.3
		27	6,590	5,828	17.2	9.4	7,907	6,851	18.4	10.8	9,508	8,112	22.6	15.6	10,449	8,663	24.8	18.6
		28	6,919	6,236	18.9	11.2	8,303	7,331	20.3	12.8	9,983	8,679	24.8	18.7	10,972	9,269	27.3	22.3
		29	7,248	6,585	20.6	13.2	8,698	7,742	22.1	15.1	10,459	9,166	27.1	22.0	11,494	9,789	29.7	26.2
		30	7,578	6,993	22.3	15.3	9,094	8,222	23.9	17.5	10,934	9,734	29.3	25.5	12,016	10,395	32.2	30.5
	8	24	3,813	3,106	7.6	2.2	4,589	3,695	8.2	2.6	6,919	5,462	10.0	3.6	6,001	4,659	10.9	4.2
		25	4,321	3,654	8.6	2.8	5,201	4,347	9.4	3.2	7,842	6,426	11.4	4.6	6,801	5,481	12.5	5.3
		26	4,728	4,111	9.7	3.4	5,691	4,891	10.6	4.0	8,580	7,229	12.9	5.6	7,441	6,166	14.0	6.5
		27	5,083	4,568	10.8	4.1	6,119	5,434	11.8	4.8	9,225	8,033	14.3	6.8	8,002	6,851	15.6	7.9
		28	5,338	4,887	11.9	4.9	6,425	5,814	12.9	5.7	9,687	8,595	15.7	8.1	8,402	7,331	17.1	9.4
		29	5,592	5,161	13.0	5.7	6,731	6,140	14.1	6.6	10,148	9,077	17.2	9.4	8,802	7,742	18.7	11.0
		30	5,846	5,481	14.0	6.6	7,037	6,521	15.3	7.7	10,609	9,639	18.6	10.9	9,202	8,222	20.2	12.8

Note

1. TC : Total capacity(W), SHC : Sensible Heat Capacity(W)
2. Performances are based on the following conditions :
   1) Cooling
      - Inlet/Outlet Water Temp. 7°C / 12°C, Indoor Air Temp. 27°CDB / 19°CWB

6. Capacity Tables

6.2 Heating Capacity

◆ WFCB017L2TA, WFCB017R2TA

Water Flow Rate (LPM)	Pressure Drop (kPa)	Inlet Water Temp. (℃)	Heating Capacity (W) Inlet Air Temp.(℃ DB)		
			18℃	20℃	22℃
10.0	10.3	40	3,650	3,443	3,244
		50	5,871	5,538	5,217
		60	7,766	7,326	6,901
13.0	13.6	40	4,602	4,341	4,089
		50	7,402	6,983	6,578
		60	9,791	9,237	8,701
16.3	14.6	40	4,932	4,653	4,383
		50	7,933	7,484	7,050
		60	10,494	9,900	9,326
19.0	20.2	40	5,154	4,862	4,580
		50	8,290	7,821	7,368
		60	10,966	10,346	9,745
22.0	23.5	40	5,302	5,002	4,712
		50	8,528	8,046	7,579
		60	11,281	10,643	10,025

◆ WFCB020L2TA, WFCB020R2TA

Water Flow Rate (LPM)	Pressure Drop (kPa)	Inlet Water Temp. (℃)	Heating Capacity (W) Inlet Air Temp.(℃ DB)		
			18℃	20℃	22℃
14.0	14.7	40	4,277	4,034	3,800
		50	6,879	6,490	6,113
		60	9,099	8,584	8,086
17.0	18.0	40	5,392	5,087	4,792
		50	8,673	8,182	7,707
		60	11,472	10,823	10,195
19.7	22.7	40	5,779	5,452	5,136
		50	9,296	8,770	8,261
		60	12,296	11,600	10,927
23.0	24.6	40	6,039	5,697	5,367
		50	9,714	9,164	8,633
		60	12,849	12,122	11,419
26.0	27.9	40	6,213	5,861	5,521
		50	9,993	9,427	8,881
		60	13,218	12,470	11,747

◆ WFCB025L2TA, WFCB025R2TA

Water Flow Rate (LPM)	Pressure Drop (kPa)	Inlet Water Temp. (℃)	Heating Capacity (W) Inlet Air Temp.(℃ DB)		
			18℃	20℃	22℃
19.0	21.2	40	5,788	5,460	5,144
		50	9,310	8,783	8,274
		60	12,315	11,618	10,944
22.0	24.8	40	7,298	6,885	6,485
		50	11,738	11,074	10,432
		60	15,527	14,648	13,799
25.2	24.5	40	7,822	7,379	6,951
		50	12,581	11,869	11,181
		60	16,642	15,700	14,789
28.0	32.0	40	8,174	7,711	7,264
		50	13,148	12,403	11,684
		60	17,391	16,407	15,455
31.0	35.5	40	8,408	7,932	7,472
		50	13,525	12,759	12,019
		60	17,890	16,878	15,899

Note

1. TC : Total capacity(W)
2. Performances are based on the following conditions :
   1) Heating
      - Inlet/Outlet Water Temp. 60°C, Indoor Air Temp. 20°CDB / 15°CWB

6. Capacity Tables

◆ WFCB030L2TA, WFCB030R2TA

Water Flow Rate (LPM)	Pressure Drop (kPa)	Inlet Water Temp. (℃)	Heating Capacity (W)		
			Inlet Air Temp.(℃ DB)		
			18℃	20℃	22℃
24.0	27.2	40	6,747	6,365	5,996
		50	10,852	10,238	9,644
		60	14,355	13,542	12,757
27.0	30.8	40	8,506	8,025	7,559
		50	13,682	12,908	12,159
		60	18,098	17,074	16,084
29.9	33.7	40	9,117	8,601	8,102
		50	14,665	13,835	13,032
		60	19,398	18,300	17,239
33.0	37.9	40	9,527	8,988	8,467
		50	15,325	14,457	13,619
		60	20,271	19,124	18,014
36.0	41.5	40	9,801	9,246	8,710
		50	15,765	14,872	14,010
		60	20,853	19,673	18,531

◆ WFCB034L2TA, WFCB034R2TA

Water Flow Rate (LPM)	Pressure Drop (kPa)	Inlet Water Temp. (℃)	Heating Capacity (W)		
			Inlet Air Temp.(℃ DB)		
			18℃	20℃	22℃
25.0	28.4	40	7,410	6,991	6,585
		50	11,919	11,245	10,593
		60	15,766	14,874	14,011
28.0	32.0	40	9,343	8,814	8,303
		50	15,028	14,177	13,355
		60	19,878	18,753	17,666
30.9	37.8	40	10,014	9,447	8,899
		50	16,107	15,196	14,314
		60	21,306	20,100	18,934
34.0	39.1	40	10,464	9,872	9,300
		50	16,832	15,879	14,958
		60	22,265	21,005	19,786
37.0	42.7	40	10,765	10,156	9,567
		50	17,315	16,335	15,388
		60	22,904	21,608	20,354

◆ WFCB039L2TA, WFCB039R2TA

Water Flow Rate (LPM)	Pressure Drop (kPa)	Inlet Water Temp. (℃)	Heating Capacity (W)		
			Inlet Air Temp.(℃ DB)		
			18℃	20℃	22℃
42.0	46.3	40	8,664	8,173	7,699
		50	13,936	13,147	12,384
		60	18,433	17,390	16,381
45.0	49.7	40	10,923	10,305	9,707
		50	17,570	16,576	15,614
		60	23,241	21,926	20,654
35.3	35.4	40	11,708	11,045	10,404
		50	18,832	17,766	16,736
		60	24,910	23,500	22,137
51.0	56.4	40	12,235	11,542	10,873
		50	19,679	18,565	17,489
		60	26,031	24,558	23,133
54.0	59.7	40	12,586	11,873	11,185
		50	20,244	19,098	17,991
		60	26,778	25,263	23,797

Note

1. TC : Total capacity(W)
2. Performances are based on the following conditions :
   1) Heating
      - Inlet/Outlet Water Temp. 60°C, Indoor Air Temp. 20°CDB / 15°CWB

6. Capacity Tables

◆ WFCB044L2TA, WFCB044R2TA

Water Flow Rate (LPM)	Pressure Drop (kPa)	Inlet Water Temp. (℃)	Heating Capacity (W)		
			Inlet Air Temp.(℃ DB)		
			18℃	20℃	22℃
47.0	51.9	40	9,438	8,904	8,387
		50	15,181	14,322	13,491
		60	20,081	18,944	17,845
50.0	55.3	40	11,899	11,226	10,575
		50	19,140	18,057	17,010
		60	25,318	23,885	22,499
40.1	45.4	40	12,754	12,032	11,334
		50	20,515	19,354	18,231
		60	27,136	25,600	24,115
56.0	62.0	40	13,328	12,573	11,844
		50	21,438	20,225	19,051
		60	28,357	26,752	25,200
59.0	65.3	40	13,710	12,934	12,184
		50	22,053	20,805	19,598
		60	29,171	27,520	25,924

Note

1. TC : Total capacity(W)
2. Performances are based on the following conditions :
   1) Heating
      - Inlet/Outlet Water Temp. 60°C, Indoor Air Temp. 20°CDB / 15°CWB

7. External Static Pressure (E.S.P) & Air Flow

◆ WFCB017L2TA, WFCB017R2TA

Setting Value	Static Pressure(mmAq(Pa))							
	2.5	4	6	8	10	12	14	15
	Air Flow Rate (m³/min)							
85	13.31	10.89	-	-	-	-	-	-
90	14.91	12.44	-	-	-	-	-	-
95	16.28	14.23	11.16	-	-	-	-	-
100	17.49	15.83	12.62	8.73	-	-	-	-
105	19.07	17.22	14.79	10.99	6.19	-	-	-
110	20.50	18.93	16.50	13.63	9.14	-	-	-
115	21.66	20.39	17.96	15.58	11.84	6.80	-	-
120	22.97	21.52	19.28	17.36	14.57	10.12	6.18	-
125	-	22.81	21.12	18.96	16.20	13.44	7.91	6.49
130	-	-	22.42	20.68	18.10	15.35	11.58	8.36
135	-	-	-	21.98	20.24	17.57	14.66	12.71
140	-	-	-	-	21.55	19.62	17.38	16.01

Note

1. The above table shows the correlation between the air rates and E.S.P.
2. The above table shows the available E.S.P. range.
3. If the E.S.P. of the installed indoor is less than the lowest value(as mention in the table), indoor components can be failed.

◆ Fan Performance (WFCB017L2TA, WFCB017R2TA)

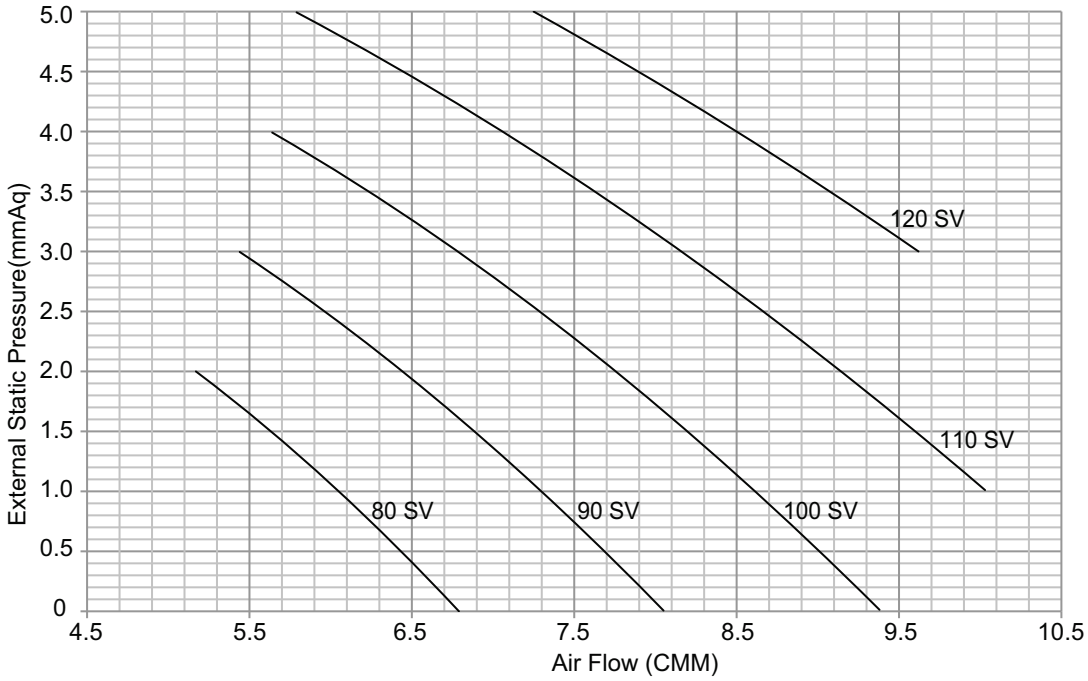

7. External Static Pressure (E.S.P) & Air Flow

◆ WFCB020L2TA, WFCB020R2TA, WFCB025L2TA, WFCB025R2TA,WFCB030L2TA, WFCB030R2TA,WFCB034L2TA, WFCB034R2TA

Setting Value	Static Pressure(mmAq(Pa))						
	5	6	8	10	12	14	15
	Air Flow Rate (m³/min)						
90	18.67	-	-	-	-	-	-
95	21.66	17.51	-	-	-	-	-
100	24.94	22.14	-	-	-	-	-
105	27.31	25.44	18.08	-	-	-	-
110	30.32	28.15	23.08	-	-	-	-
115	32.80	30.98	26.49	18.62	-	-	-
120	35.63	33.78	29.76	24.43	16.78	-	-
125	37.96	36.44	32.96	28.05	21.01	-	-
130	-	39.22	35.62	31.70	26.63	18.39	-
135	-	-	38.22	35.13	30.29	22.61	19.96
140	-	-	-	37.90	34.33	27.30	25.05
145	-	-	-	-	37.30	32.38	30.20
150	-	-	-	-	-	36.34	34.40
155	-	-	-	-	-	-	36.98

Note

1. The above table shows the correlation between the air rates and E.S.P.
2. The above table shows the available E.S.P. range.
3. If the E.S.P. of the installed indoor is less than the lowest value(as mention in the table), indoor components can be failed.

◆ Fan Performance (WFCB020L2TA, WFCB020R2TA, WFCB025L2TA, WFCB025R2TA,WFCB030L2TA WFCB030R2TA,WFCB034L2TA, WFCB034R2TA)

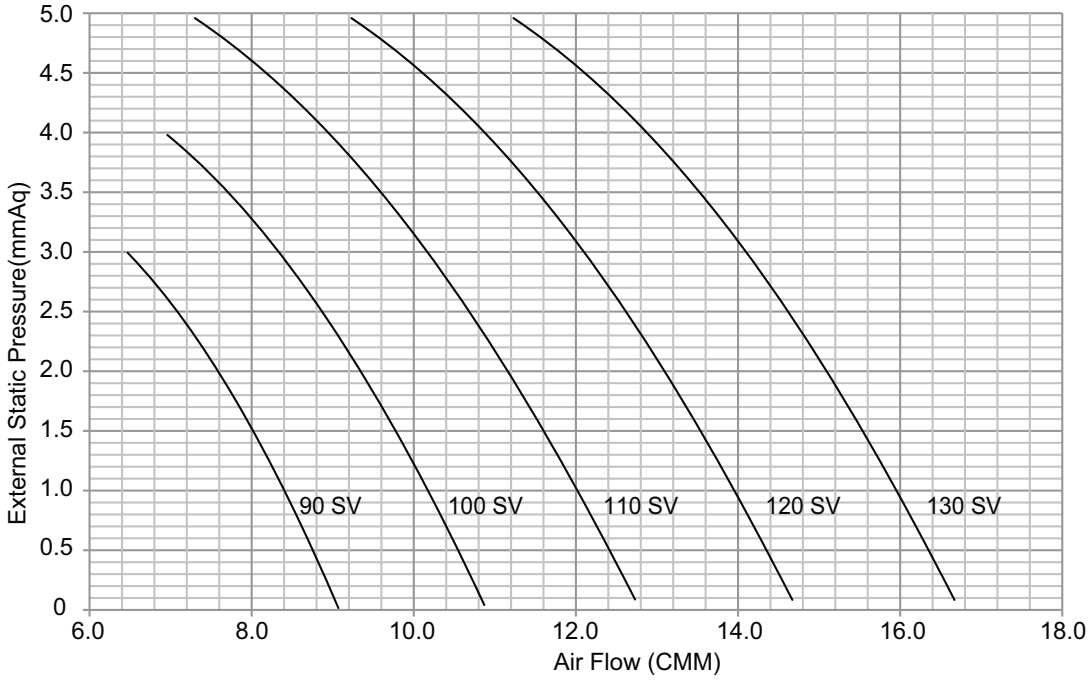

7. External Static Pressure (E.S.P) & Air Flow

◆ WFCB039L2TA, WFCB039R2TA, WFCB044L2TA, WFCB044R2TA

Setting Value	Static Pressure(mmAq(Pa))						
	5	6	8	10	12	14	15
	Air Flow Rate (m³/min)						
70	17.09	-	-	-	-	-	-
75	22.13	18.77	-	-	-	-	-
80	26.83	22.94	16.16	-	-	-	-
85	30.96	28.96	21.76	13.29	-	-	-
90	35.77	32.89	28.46	19.76	13.06	-	-
95	40.27	37.84	33.53	24.96	16.88	12.35	-
100	44.11	41.51	38.08	33.20	25.34	17.08	13.72
105	47.73	46.09	43.50	38.04	31.58	24.04	19.24
110	-	49.83	47.42	42.57	37.68	30.00	27.25
115	-	-	52.82	47.52	42.40	38.28	33.79
120	-	-	-	52.89	47.84	43.84	40.81
125	-	-	-	-	49.69	44.06	42.25

Note

1. The above table shows the correlation between the air rates and E.S.P.
2. The above table shows the available E.S.P. range.
3. If the E.S.P. of the installed indoor is less than the lowest value(as mention in the table), indoor components can be failed.

◆ Fan Performance (WFCB039L2TA, WFCB039R2TA, WFCB044L2TA, WFCB044R2TA)

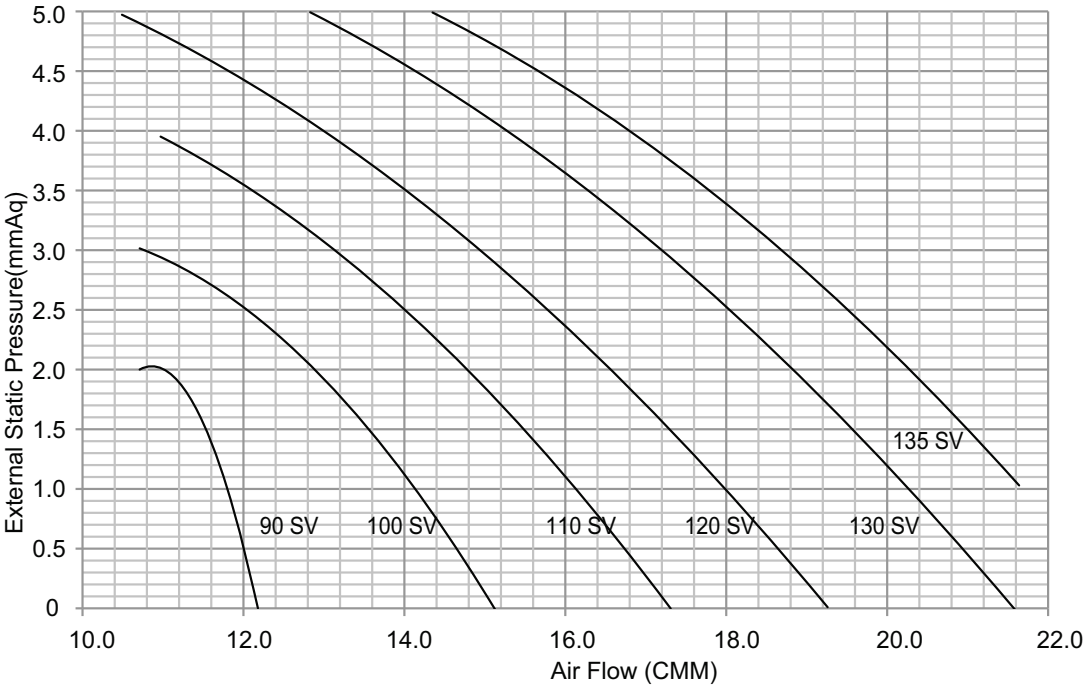

8. Electric Characteristics

Unit					Power Supply	IFM		PI	
Model	Type	Hz	Volts	Voltage Range	MCA	kW	FLA	cooling	Heating
WFCB017L2TA	M1	60	220-240	Max : 242 Min : 198	1.04	0.136	0.83	102	102
WFCB017R2TA	M1				1.04	0.136	0.83	102	102
WFCB020L2TA	M1				1.44	0.136	1.15	143	143
WFCB020R2TA	M1				1.44	0.136	1.15	143	143
WFCB025L2TA	M2				1.38	0.350	1.10	136	136
WFCB025R2TA	M2				1.38	0.350	1.10	136	136
WFCB030L2TA	M2				1.89	0.350	1.51	189	189
WFCB030R2TA	M2				1.89	0.350	1.51	189	189
WFCB034L2TA	M2				2.30	0.350	1.84	233	233
WFCB034R2TA	M2				2.30	0.350	1.84	233	233
WFCB039L2TA	M3				1.95	0.400	1.56	217	217
WFCB039R2TA	M3				1.95	0.400	1.56	217	217
WFCB044L2TA	M3				2.38	0.400	1.90	266	266
WFCB044R2TA	M3				2.38	0.400	1.90	266	266

Symbols

MCA : Minimum Circuit Amperes (A)

kW : Fan Motor Rated Output (kW)

FLA : Full Load Amperes (A)

IFM : Indoor Fan Motor

PI : Maximum Power Input (W)

Note

1. Voltage range
   Units are suitable for use on electrical systems where voltage supplied to unit terminals is not below or above the listed range limits.
2. Maximum allowable voltage unbalance between phases is 2%.
3. MCA/MFA
   MCA=1.25 x FLA
   MFA = 1.1 x MCA, MFA≤ 4 x FLA
   (If MFA is smaller than minimum standard value, Use minimum standard value in region for selecting circuit breaker.)
4. Select wire size based on the MCA
5. Instead of fuse, use Circuit Breaker.

9. Sound Levels

9.1 Sound Pressure Levels

■ Overall

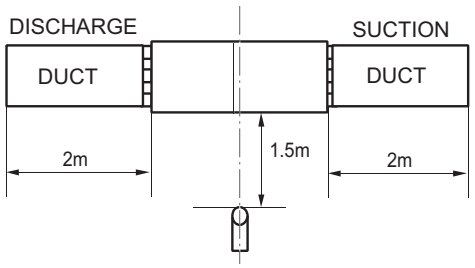

* Measuring place : Anechoic chamber

Note

1. Sound measured at some distance away from the center of the unit.
2. Data is valid at free field condition.
3. Reference accoustic pressure 0dB = 20μPa.
4. Data is valid at nominal operation condition.
   Refer to the Model Specifications for nominal conditions(Power source and Ambient temperature, etc)
5. Sound levels can be increased in accordance with installation and operating conditions. (Static pressure mode, used air guide, Room target temperature setting, etc)
6. Sound level will vary depending on a range of factors such as the construction(acoustic absorption coefficient) of particular room in which the equipment in installed.
7. Sound pressure level is measured on the rated condition in the anechoic rooms by ISO 3745 standard.
   Therefore, these values can be increased owing to ambient conditions during operation.

Model	Sound Pressure Levels [dB(A)]		
	H	M	L
WFCB017L2TA	43	41	39
WFCB017R2TA	43	41	39
WFCB020L2TA	45	43	41
WFCB020R2TA	45	43	41
WFCB025L2TA	46	44	43
WFCB025R2TA	46	44	43
WFCB030L2TA	47	46	44
WFCB030R2TA	47	46	44
WFCB034L2TA	48	47	46
WFCB034R2TA	48	47	46
WFCB039L2TA	49	48	47
WFCB039R2TA	49	48	47
WFCB044L2TA	50	49	48
WFCB044R2TA	50	49	48

9. Sound Levels

WFCB017L2TA,WFCB017R2TA

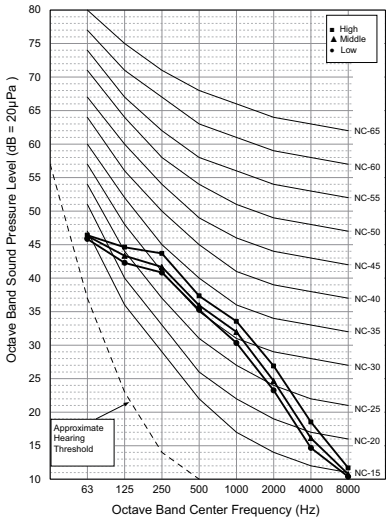

WFCB020L2TA,WFCB020R2TA

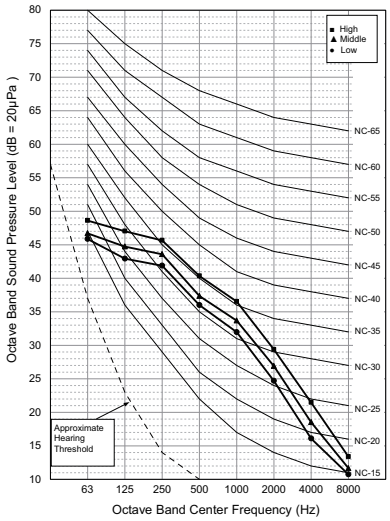

WFCB025L2TA,WFCB025R2TA

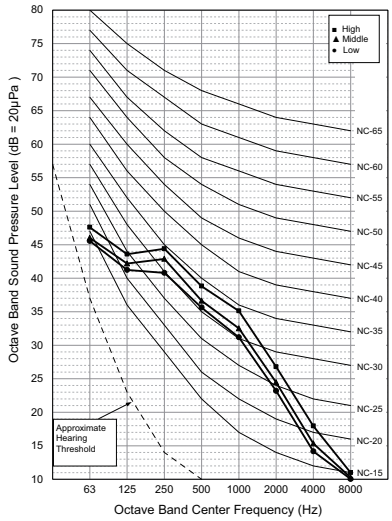

WFCB030L2TA,WFCB030R2TA

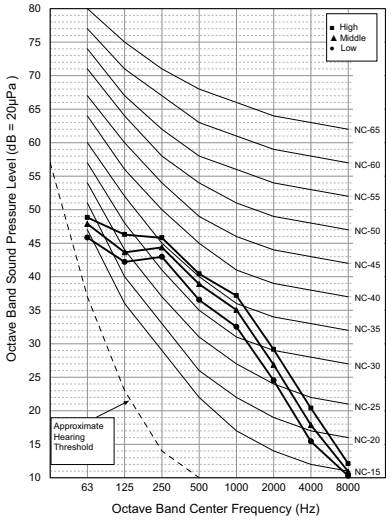

WFCB034L2TA,WFCB034R2TA

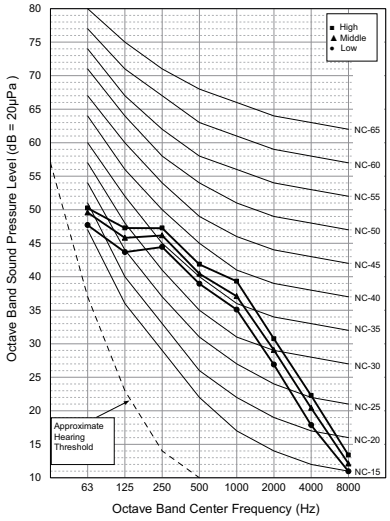

WFCB039L2TA,WFCB039R2TA

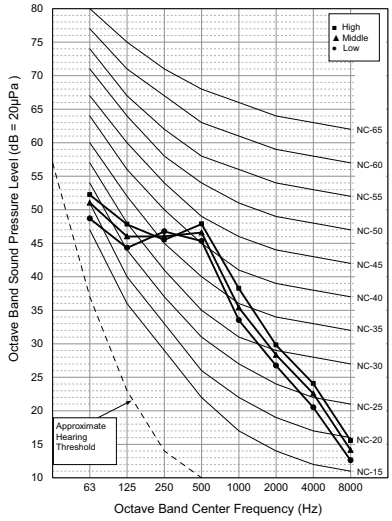

WFCB044L2TA,WFCB044R2TA

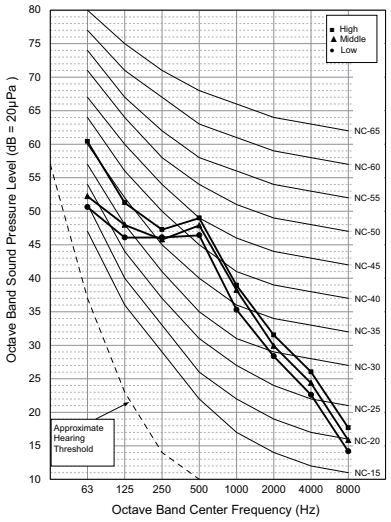

9. Sound Levels

9.2 Sound Power Levels

Note

- Data is valid at diffuse field condition
- Data is valid at nominal operating condition
- Sound level can be increased in static pressure mode or used air guide.
- Sound power level is measured on the rated condition in the reverberation rooms.
- Sound level will vary depending on a range of factors such as the construction (acoustic absorption coefficient) of particular room in which the equipment in installed.
- Reference acoustic intensity 0dB = 10E-6μW/m^2
- Sound power level is measured on the rated condition in the reverberation rooms by ISO 9614 standard. Therefore, these values can be increased owing to ambient conditions during operation.

Model	Sound Power Levels [dB(A)]		
	H	M	L
WFCB017L2TA	61	58	57
WFCB017R2TA	61	58	57
WFCB020L2TA	63	61	58
WFCB020R2TA	63	61	58
WFCB025L2TA	59	58	57
WFCB025R2TA	59	58	57
WFCB030L2TA	61	59	58
WFCB030R2TA	61	59	58
WFCB034L2TA	63	61	59
WFCB034R2TA	63	61	59
WFCB039L2TA	64	63	62
WFCB039R2TA	64	63	62
WFCB044L2TA	65	64	63
WFCB044R2TA	65	64	63

WFCB017L2TA,WFCB017R2TA

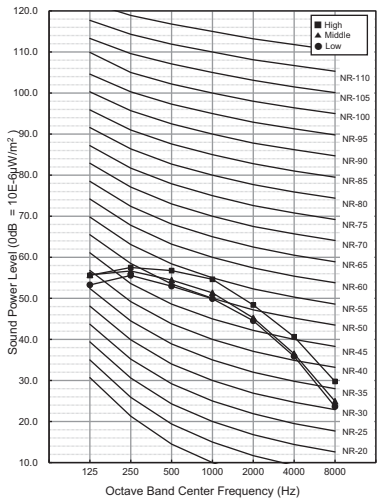

WFCB020L2TA, WFCB020R2TA

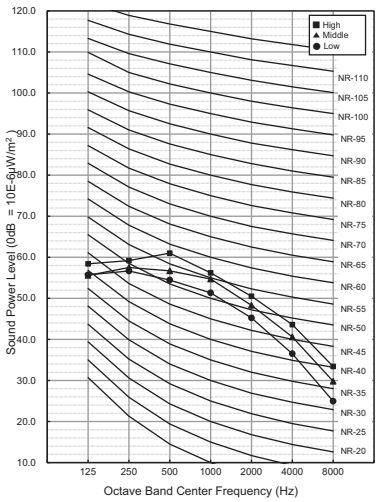

WFCB025L2TA, WFCB025R2TA

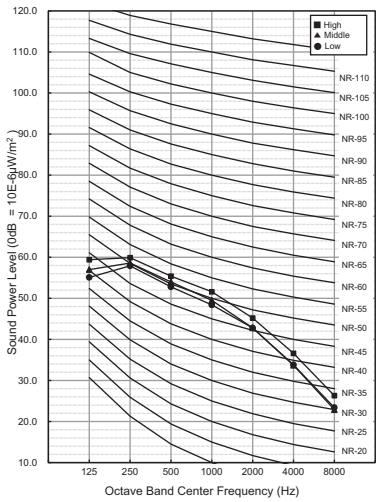

9. Sound Levels

WFCB030L2TA, WFCB030R2TA

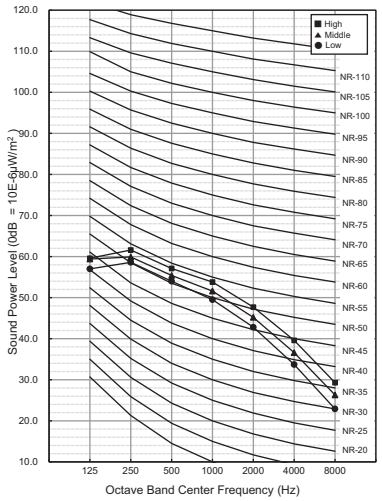

WFCB034L2TA, WFCB034R2TA

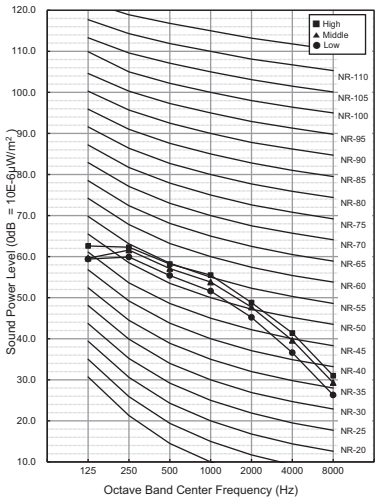

WFCB039L2TA, WFCB039R2TA

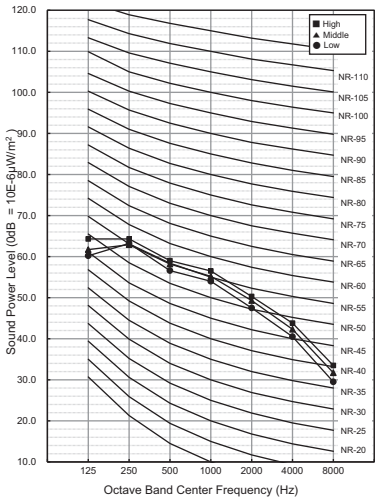

WFCB044L2TA, WFCB044R2TA

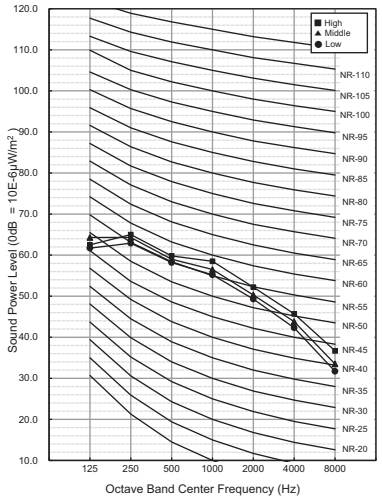

10. Installation

- Please read the instruction sheets completely before installing the product.
- When the power cord is damaged, replacement work shall be performed by authorized personnel only.
- Installation work must be performed in accordance with the national wiring standards.
- Teach the customer the operation and maintenance procedures, using the operation manual. (air filter cleaning, temperature control, etc.)

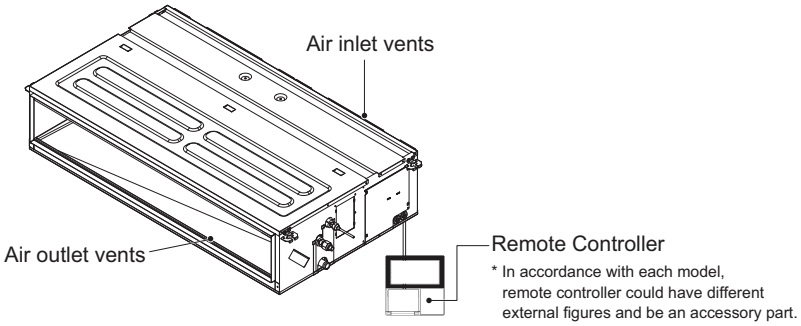

10.1 Selection of the best location

- The unit must be installed indoor area.
- Do not install the unit near the door.
- There should not be any obstacles to the air circulation or installation. Ensure the spaces from the wall, ceiling, or other obstacles.
- The place where the unit is leveled.
- The place shall allow easy water drainage.
- The place where bear a load exceeding four times of theFCU unit weight.
- The mounting ceiling or wall should be solid enough to protect it from the vibration.
- The place where the unit is not affected by an electrical noise.
- The place where noise prevention is taken into consideration.
- The place where the maintenance space for product is sufficient. (The servicing inspection hole of the ceiling should be larger than the indoor unit.)
- The selection of the servicing inspection hole should be approved by the customer.
- There should not be any heat source or steam near the unit. Avoid the following installation location.

1. Such places as restaurants and kitchen where considerable amount of oil steam and flour is generated.
   These may cause heat exchange efficiency reduction, or water drops, drain pump mal-function.
   In these cases, take the following actions;
   - Make sure that ventilation fan is enough to cover all noxious gases from this place.
   - Ensure enough distance from the cooking room to install the air conditioner in such a place where it may not suck oily steam.

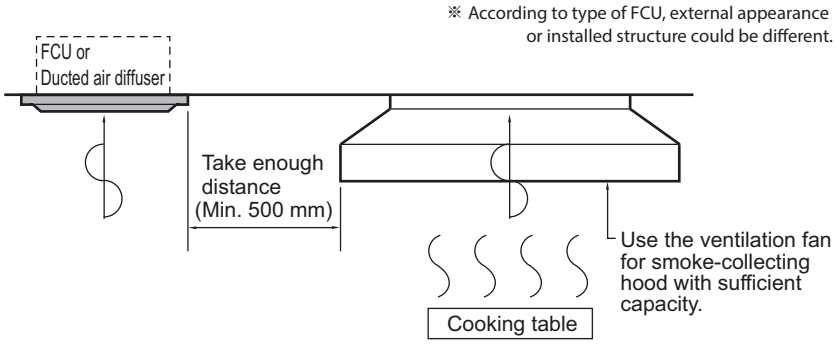

2. Avoid installing FCU in such places where cooking oil or iron powder is generated.

10. Installation

3. Avoid places where inflammable gas is generated.
4. Avoid place where noxious gas is generated.
5. Avoid places near high frequency generators.

⚠ CAUTION

- If the temperature rise above 30℃ or the humidity rise above RH 80%, the dew-protective kit should be equipped or use additional insulation to the FCU body.
  - "Dew Protective kit" is sold separately.
  - Use the glass wool material or polyethylene foam and it make sure to be thick of 10mm at least.

Top view
(Unit: mm)

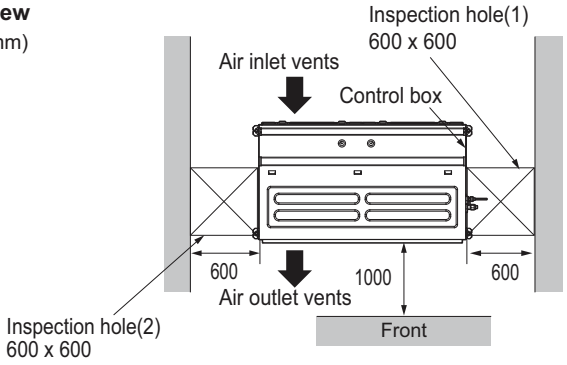

Front view
(Unit: mm)

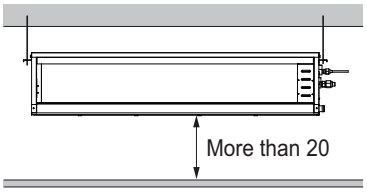

❊ These figures are representative. Actual appearance of indoor unit may be different but clearances will stay the same.

◆ Inspection Hole Standard

Distance between false ceiling & actual ceiling	Number of in spection hole	Remarks
More than 100cm	1	Sufficient space in the ceiling for servicing.
20cm to 100cm	2	Insufficient space. Difficult for servicing
Less than 20cm	Hole size should be more than the size of IDU.	Minimum height for motor replacement.

10.2 Ceiling dimension and hanging bolt location

CAUTION

- During the installation, care should be taken not to damage electric wires.
- In case of using a drain pump, install the unit horizontally using a level gauge.

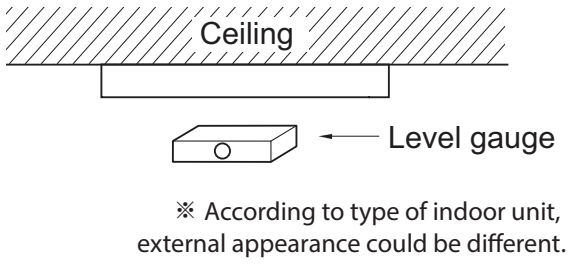

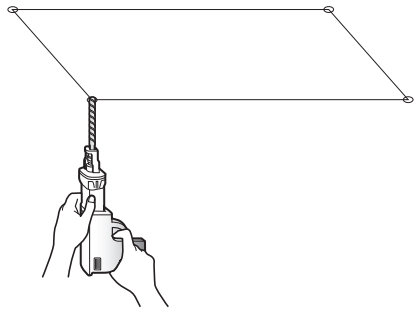

1. The dimensions of the paper model for installation are the same as those of the ceiling opening dimensions.
2. Select and mark the position for fixing bolts and piping hole.
3. Decide the position for fixing bolts slightly tilted to the drain direction after considering the direction of drain hose.
4. Drill the hole for anchor bolt on the wall or ceiling.
   - Insert the set anchor and washer onto the suspension bolts for locking the suspension bolts on the ceiling.
   - Mount the suspension bolts to the set anchor firmly.
   - Secure the installation plates onto the suspension bolts (adjust level roughly) using nuts, washers and spring washers.
5. In case of ducted type unit, apply a joint-canvas between the unit and duct to absorb unnecessary vibration.

10. Installation

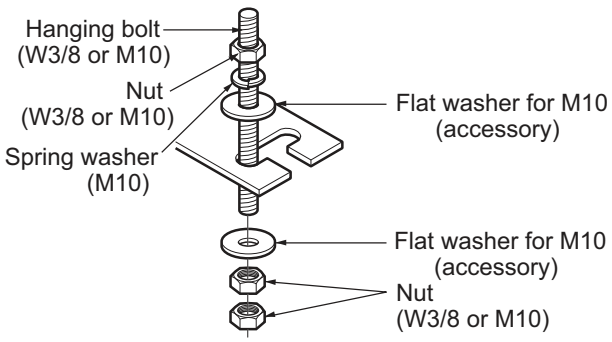

- The following parts are local purchasing.
  1.Hanging bolt - W 3/8 or M10
  2.Nut - W 3/8 or M10
  3.Spring washer - M10
  4.Plate washer - M10

CAUTION

- Tighten the nut and bolt to prevent the unit from falling.
- When mechanical connectors are reused indoors, sealing parts shall be renewed.
- When flared joints are reused indoors, the flare part shall be re-fabricated.

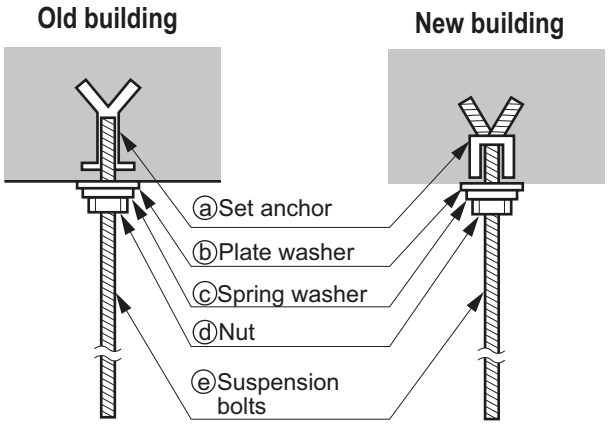

■ Installation dimension of Indoor unit

M1/M2/M3 Chassis

* According to product type, model line up, sales region..etc, applicability of each chassis could be different.

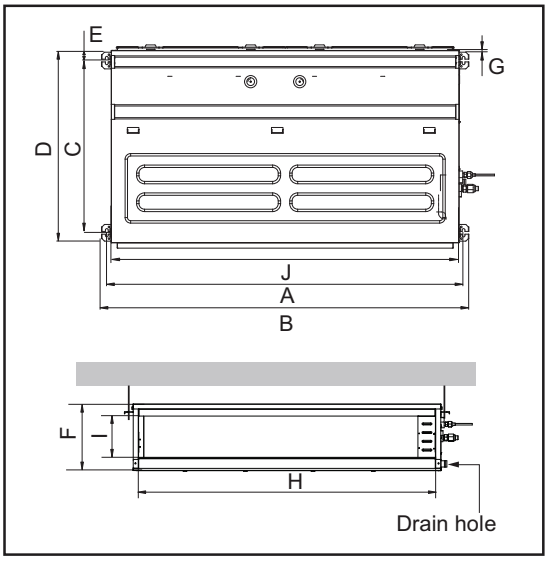

Chassis name	Dimension (mm)									
	A	B	C	D	E	F	G	H	I	J
M1	933.4	971.6	619.2	691	30	270	15.2	858	201.4	900
M2	1,283.4	1,321.6	619.2	691	30	270	15.2	1,208	201.4	1,250
M3	1,283.4	1,321.6	619.2	691	30	360	15.2	1,208	291.4	1,250

10.3 Connecting pipes to the indoor unit

■ Refrigerant piping work

To detail information for connecting the refrigerant pipes, please refer to the installation manual included withproduct.

■ Piping insulation work

- Perform heat insulation work completely on both gas and the liquid pipe. Because improper insulation will result condensate formation over pipe.
- Use the heat insulation material for the refrigerant piping which has an excellent heat resistance (over 120°C (248°F)).
- Precautions in high humidity circumstance
  - This air conditioner has been tested according to the "KS Conditions" and confirmed.
  - If it is operated for a long time in high humid atmosphere (dew point temperature: more than 23°C(73°F)), water drops are liable to fall. In this case, add heat insulation material according to the following procedure.

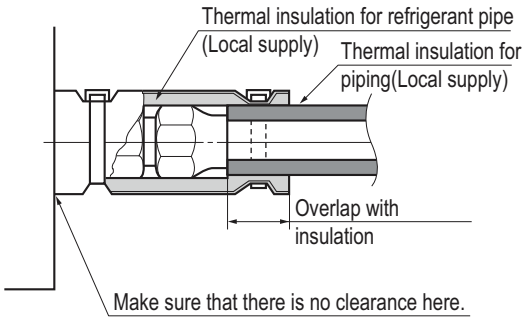

- Heat insulation material : Adiabatic glass wool with thickness of 10~20mm(13/32 ~13/16 inch).
- Stick glass wool on all air conditioners that are located in ceiling atmosphere.

⚠ CAUTION

- Make sure to insulate any field piping all the way to the piping connection inside the unit. Any exposed piping may cause condensation or burns if touched.

10.4 Indoor Unit Drain Piping

Important

- The drain pipe should be at least equal in size to drain conduit of the indoor unit.
- The drain pipe is thermally insulated to prevent the formation of condensation inside the pipe.
- The drain up mechanism should be fitted before the indoor unit is installed and when the electricity has been connected a little of water should be added to the drain pan and the drain pump to check and see if it is functioning correctly.
- All connections should be secure. (Special care is needed with PVC pipe)

10.4.1 Drain piping of indoor unit with drain pump

- Drain piping must have down-slope (1/50 to 1/100). Be sure not to provide up-and-down slope to prevent reversal flow.
- During drain piping connection, be careful not to exert force on the drain port on the indoor unit.
- The outside diameter of the drain connection on the indoor unit is 32 mm (1-1/4 inch).
  - Piping material: Use the Polyvinyl chloride pipe, 25 mm (1 inch) pipe fittings.

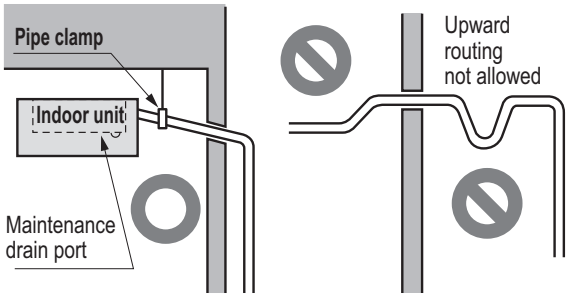

※ According to type of indoor unit, external appearance could be different.

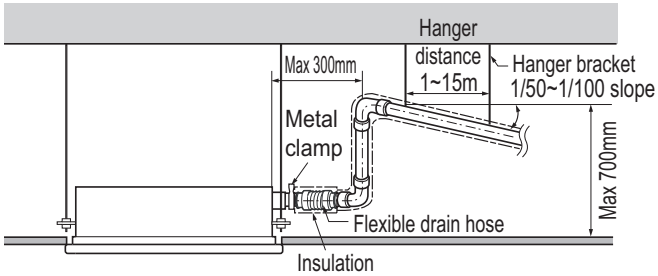

※ According to type of indoor unit, external appearance could be different.

- Possible drain head height is upto 700 mm (27-6/19 inch). So the drain head should be installed below 700 mm (27-6/19 inch).
- Be sure to install heat insulation on the drain piping.
  - Heat insulation material: Polyethylene foam with thickness more than 8 mm (5/16 inch).

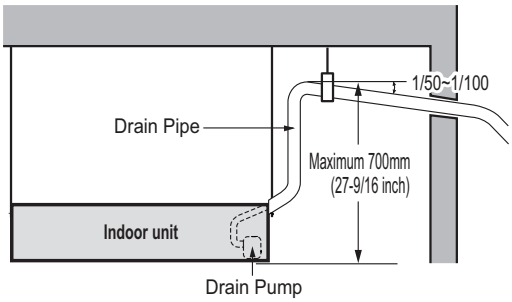

※ According to type of indoor unit, external appearance could be different.

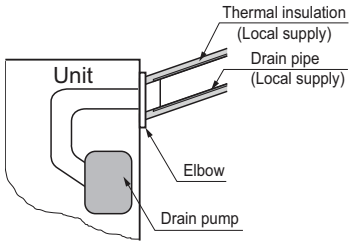

10.4.2 Drain pipe connection without drain pump

- Drain piping must have down-slope (1/50 to 1/100). Be sure not to provide up-and-down slope to prevent reversal flow.
- During drain piping connection, be careful not to exert force on the drain port on the indoor unit.
- The outside diameter of the drain connection on the indoor unit and drain piping fittings should be referenced from ‘Specifications’ of each models.
  - Piping material: Use the Polyvinyl chloride pipe.
- Be sure to install heat insulation on the drain piping.
  - Heat insulation material: Polyethylene foam with thickness more than 8 mm (5/16 inch).

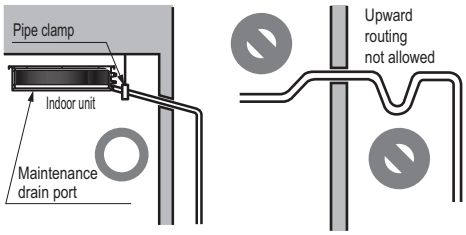

❊ U-trap is not required for low static model in which the external static pressure is below 50 pa(5mm Aq)

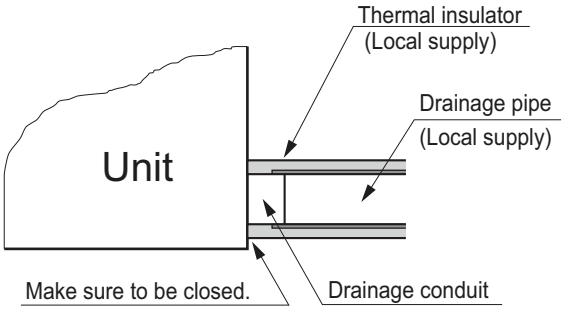

10.4.3 Method of Drainage test

◆ Drainage test of indoor unit

Use the following procedure to test the drainage.

1. In case that there are air filter, remove the air filter first.
2. Spray one or two glasses of water on the evaporator.
3. Check the drainage. Ensure that water flows through drain hose of indoor unit without any leakage.

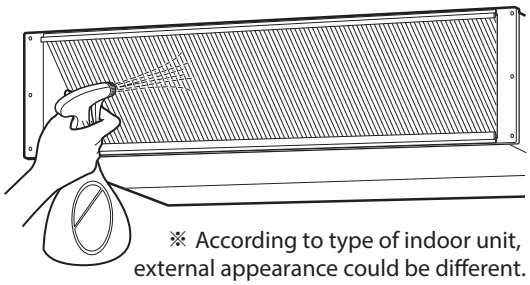

◆ Drainage test of indoor unit with drain pump

Use the following procedure to test the drain pump operation.

1. Connect the main drain pipe to the exterior and leave it provisionally until the test comes to an end.
2. Feed water to the flexible drain hose and check the piping for leakage.
3. Be sure to check the drain pump for normal operating and noise when electrical wiring is complete.
4. When the test is complete, connect the flexible drain hose to the drain port on the indoor unit.

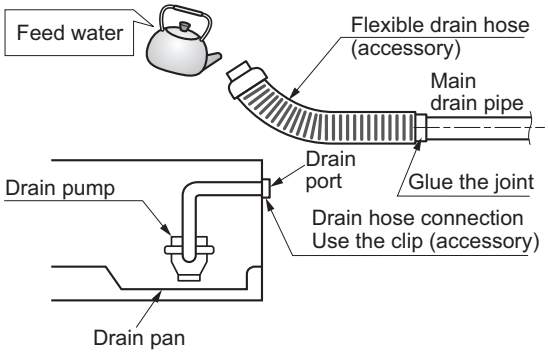

※ According to type of indoor unit, external appearance could be different.

10.4.4 Connection of an auxiliary(flexible) drain hose

- To connect drain pipe to the drain socket on the indoor unit, an auxiliary flexible drain hose should be used. auxiliary flexible drain hose allows that the drain pipe can be connected to the socket without breaking by excessive strain.

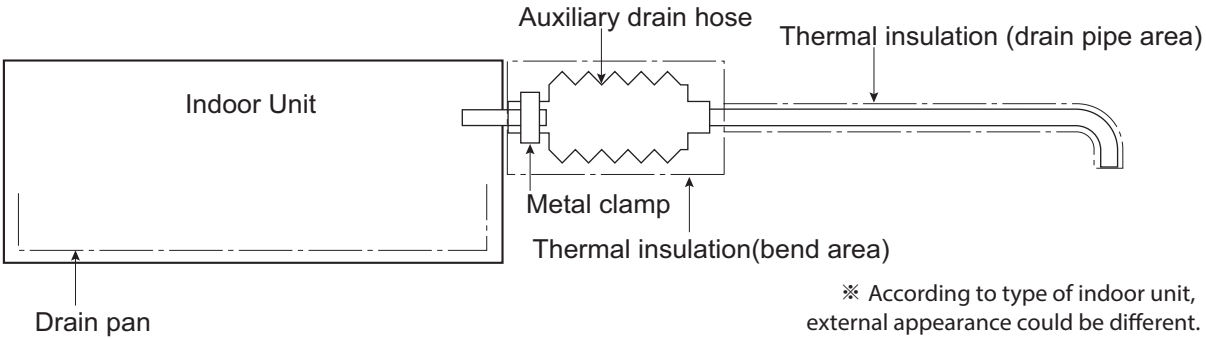

⚠ CAUTION

– The supplied flexible drain hose should not be curved, neither screwed. The curved or screwed hose may cause a leakage of water.

– It is need to insulate the auxiliary drain hose with thermal insulation material.

10.4.5 Ground drain piping

- It is standard work practice to make connections to the main pipe from above. The pipe down from the combination should be as large as possible.
- The pipe work should be kept as short as possible and the number of indoor units per group kept to a minimum.
- Face the vent pipe opening facing downward to keep foreign matter from penetrating the system.

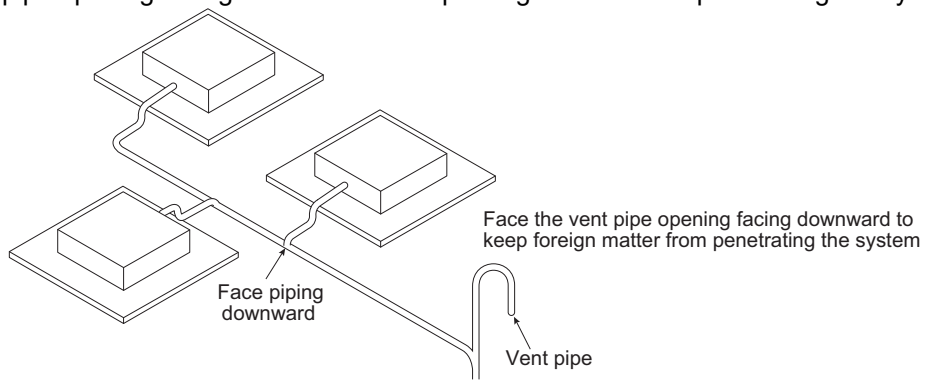

10.5 Electric wiring work

10.5.1 General instructions

- All field supplied parts and materials, electric works must conform to local codes. Use copper wire only.
- Follow the ***"WIRING DIAGRAM"*** attached to the unit body to wire the outdoor unit, indoor units and the remote controller.
- All wiring must be performed by an authorized electrician.
- A circuit breaker capable of shutting down the power supply to the entire system must be installed.

CAUTION

After the confirmation of the above conditions, prepare the wiring as follows:

- Never fail to have separate power specially for the air conditioner.
- Provide a circuit breaker switch between power source and the unit.
- Confirm the Specification of power source.
- Confirm that electrical capacity is sufficient.
- Be sure that the starting voltage is maintained at more than 90 percent of the rated voltage marked on the name plate.
- Confirm that the cable thickness is as specified in the power sources specification.
  (Particularly note the relation between cable length and thickness.)
- Do not install the leakage breaker in a place which is wet or moist.
  Water or moist may cause short circuit.
- The following troubles would be caused by voltage drop-down.
  - » Vibration of a magnetic switch, damage on the contact point there of, fuse breaking, disturbance to the normal function of a overload protection device.
  - » Proper starting power is not given to the compressor.

10.5.2 Wiring connection

- Connect the wires to the terminals on the control board individually according to the outdoor unit connection.
- Ensure that the color of the wires of outdoor unit and the terminal No. are the same as those of indoor unit respectively.
- In case of the system with multiple indoor units, mark each indoor unit as unit A, unit B, etc and be sure the terminal board wiring to the outdoor unit and indoor units are properly matched. If wiring and piping between the outdoor unit and an indoor unit are mismatched, the system may cause a malfunction.

10.5.3 Clamping of cables

1. Arrange 2 power cables on the control panel.
2. First, fasten the steel clamp with a screw to the inner boss of control panel.
3. For connecting of communication (transmission) cable, put the cable(or thinner cable) on the clamp and tighten it with a plastic clamp to the other boss of the control panel. In case that communication (transmission) cable is not needed to connect, fix the other side of the clamp with a screw strongly.

10. Installation

WARNING

- Make sure that the screws of the terminal are fixed tightly.
- The screw which fasten the wiring in the casing of electrical fittings are liable to come loose from vibrations to which the unit is subjected during the course of transportation. Check them and make sure that they are all tightly fastened. (If they are loose, it could give rise to burn-out of the wires.)
- Make sure to attach the sealing material or (field supplied) to hole of wiring to prevent the infiltration of foreign particle from outside. Otherwise a short-circuit may occur inside the electric parts box.
- When clamping the wires, be sure no pressure is applied to the wire connections by using the included clamping material to make appropriate clamps. Also, when wiring, make sure the cover on the electric parts box fits snugly by arranging the wires neatly and attaching the electric parts box cover firmly. When attaching the electric parts box cover, make sure no wires get caught in the edges. Pass wiring through the wiring through holes to prevent damage to them.
- Make sure the remote controller wiring, the wiring between the units, and other electrical wiring do not pass through the same locations outside of the unit, separating them properly, otherwise electrical noise (external static) could cause product malfunction.

10.5.4 Wired Remote Controller Installation

Since the room temperature sensor is in the remote controller, the remote controller box should be installed in a place away from direct sunlight, high humidity and direct supply of cold air to maintain proper space temperature.

Install the remote controller about 5ft(1.5m) above the floor in an area with good air circulation at an average temperature.

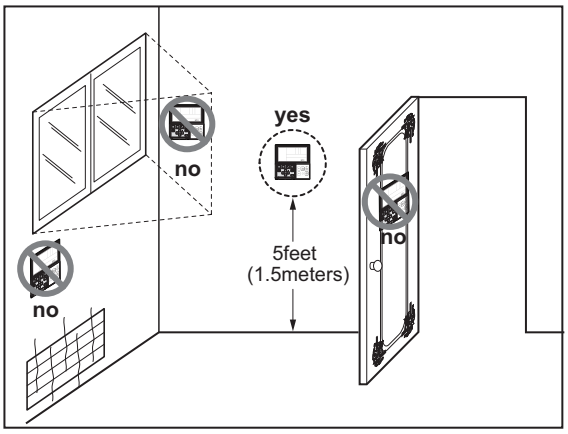

- **Do not install the remote controller where it can be affected by :**
  - Drafts, or dead spots behind doors and in corners.
  - Hot or cold air from ducts.
  - Radiant heat from sun or appliances.
  - Concealed pipes and chimneys.
  - Uncontrolled areas such as an outside wall behind the remote controller.
  - This remote controller is equipped with a seven segment LED. display. For proper display of the remote controller LED's, the remote controller should be installed properly. (The standard height is 1.2~1.5 m from floor level.)

LG
Life's Good

LG Electronics

Air Conditioner
20 Yeouido-dong, Yeongdeungpo-gu,
Yeouido P.O.Box 335 Seoul,
150-721, Korea.
http://www.lgeaircon.com

All rights reserved
Printed in Korea May / 2021
The specifications, designs, and information in this brochure are subject to change without notice.

The air conditioners manufactured by LG have received ISO9001 certificate for quality assurance and ISO14001 certificate for environmental management system.